Low-Temperature Synthesis and Photoluminescence Properties of $Mg_2TiO_4:Mn^{4+}$ Phosphor Prepared by Solid-State Reaction Methods Assisted by LiCl Flux

Chenxing Liao [1,2], Huihuang Cai [1,2], Dongyuan Dai [3] and Liaolin Zhang [1,2,*]

[1] Coloege of Rare Earth, Jiangxi University of Science and Technology, Ganzhou 341000, China; lcxsr_07@163.com (C.L.), jxaychh123@outlook.com (H.C.)
[2] Guorui Kechuang Rare Earth Functional Materials (Ganzhou) Co., Ltd. (National Rare Earth Functional Materials Innovation Center), Ganzhou 341100, China;
[3] School of Materials Science and Engineering, Jiangxi University of Science and Technology, Ganzhou 341000, China; ddy5697@163.com (D.D.)
* Correspondence: zhangliaolin@126.com (L.Z.)

Supporting Information

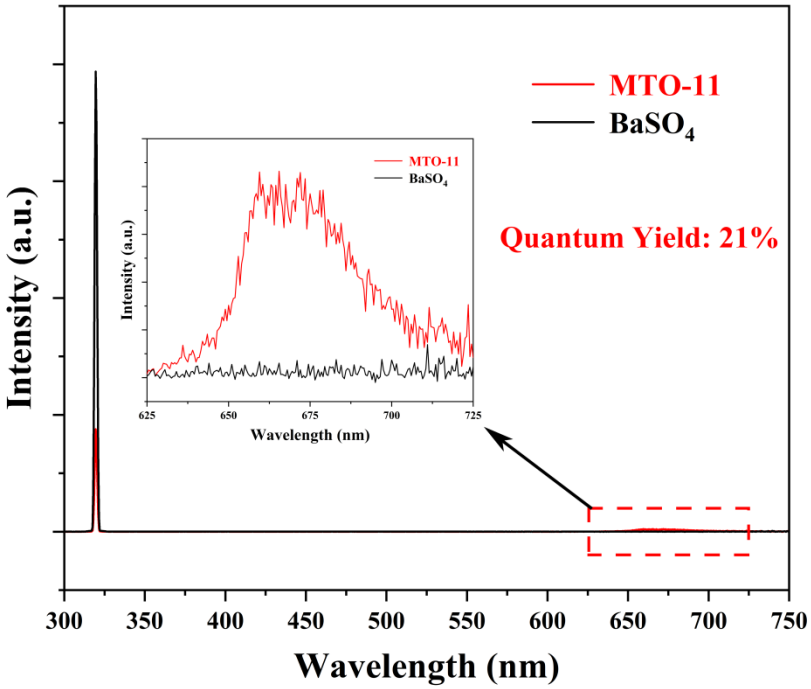

Figure S1. The quantum yield of MTO-11

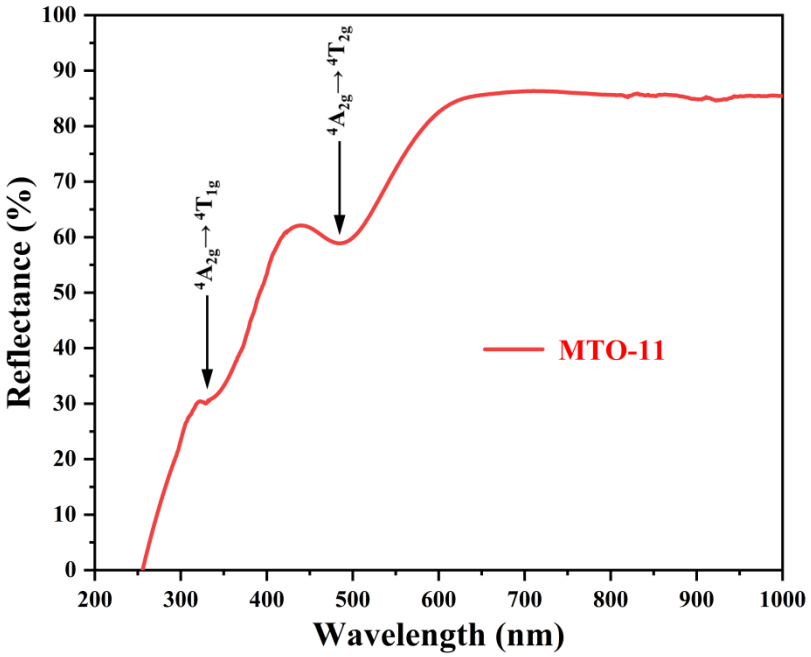

Figure S2. The DR spectrum of sample MTO-11

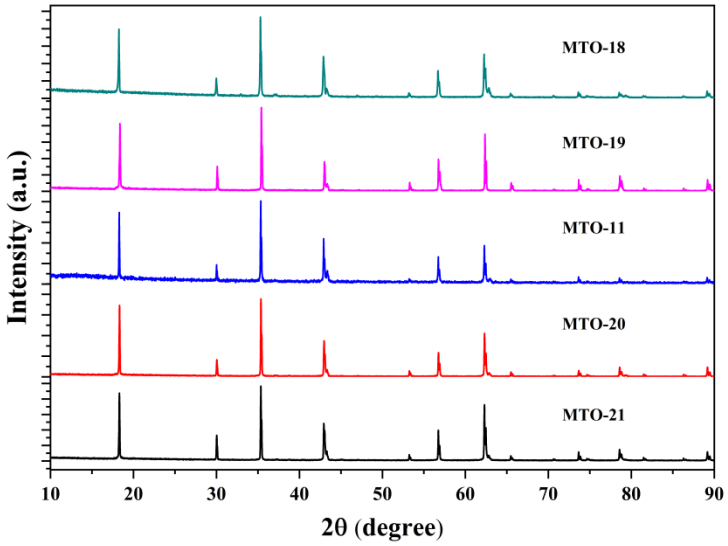

Figure S3. The XRD patterns of MTO-11, MTO-18, MTO-19, MTO-20, and MTO-21.