separations

MDPI

Supplementary Materials

Green Stability Indicating Organic Solvent-Free HPLC Determination of Remdesivir: A COVID-19 Candidate Antiviral, in Pure Form and Pharmaceutical Dosage Forms

Adel Ehab Ibrahim [1], Sami El Deeb [2,3]*, Emad Mahmoud Abdelhalim [4], Ahmed Al-Harrasi [3] and Rania Adel Sayed [5]

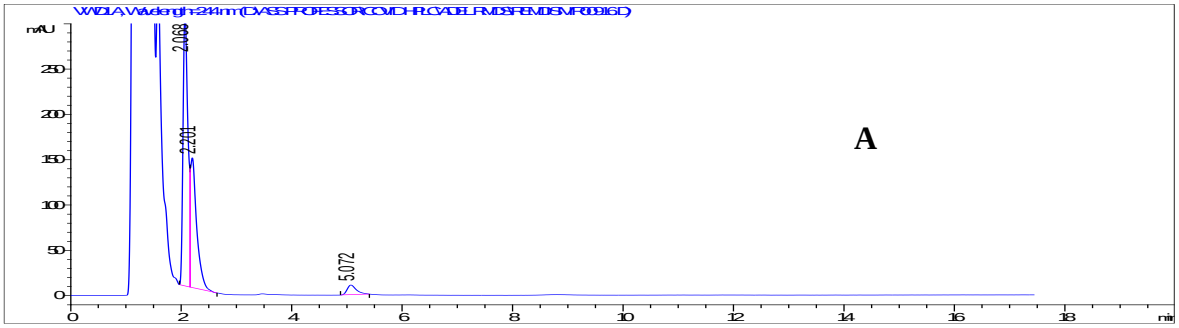

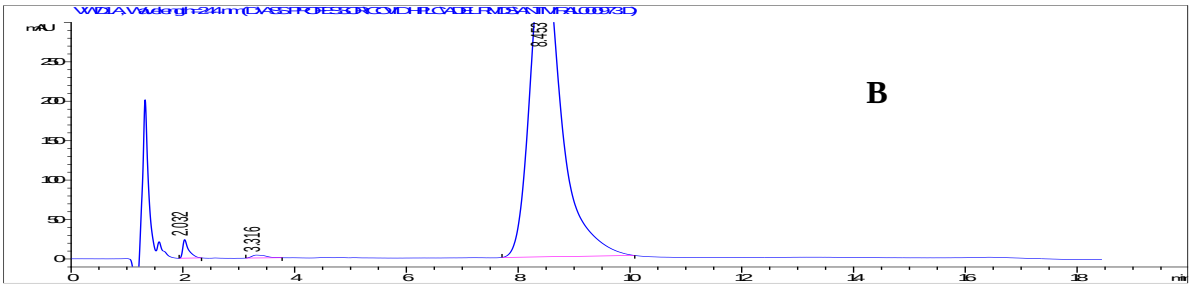

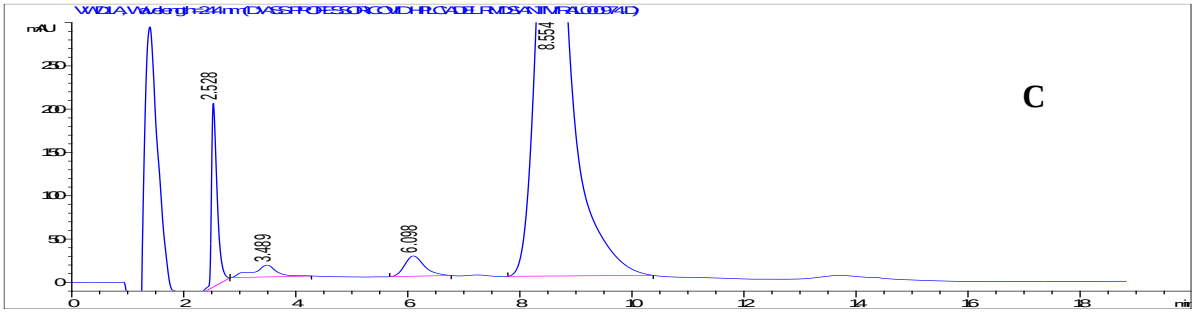

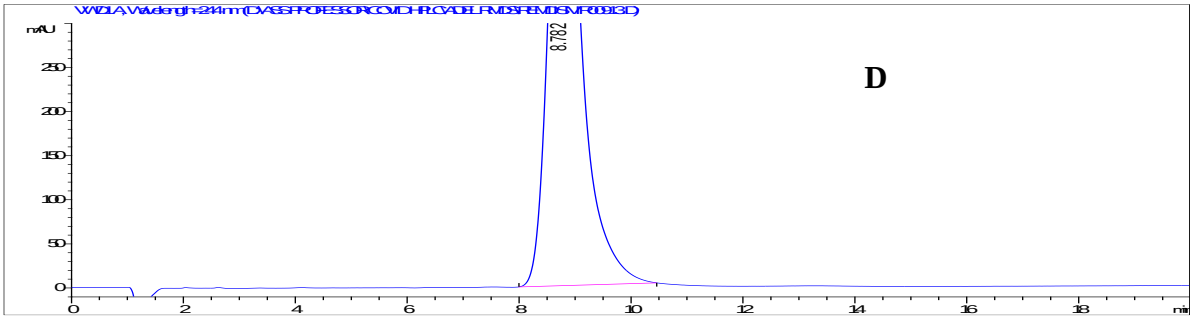

Figure S1. Chromatograms showing degradation of RDS in (**A**) 0.1N NaOH, 25°C/ 3 hours (**B**) 0.1N HCl, 40°C/ 1 hour, (**C**) 4.5% hydrogen peroxide, 50°C/1 hour, (**D**) Photolytic degradation; under the proposed chromatographic conditions.