Supporting Information

Figure S1. DSC profile related to the second heating scan for solid and foamed PLA blends

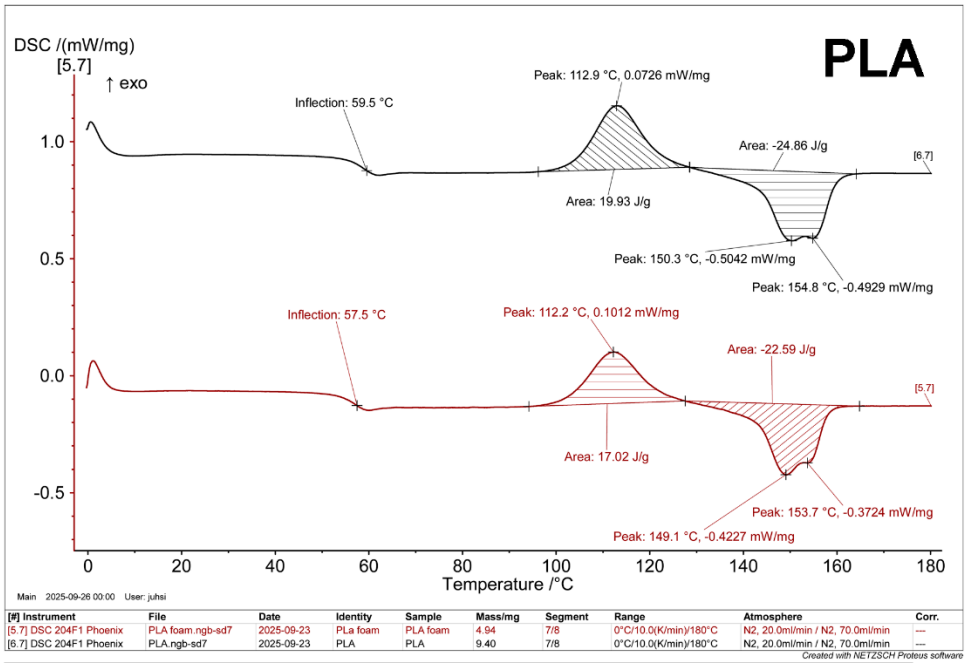

[#] Instrument	File	Date	Identity	Sample	Mass/mg	Segment	Range	Atmosphere	Corr.
[5.7] DSC 204F1 Phoenix	PLA foam.ngb-sd7	2025-09-23	PLa foam	PLA foam	4.94	7/8	0°C/10.0(K/min)/180°C	N2, 20.0ml/min / N2, 70.0ml/min	---
[6.7] DSC 204F1 Phoenix	PLA.ngb-sd7	2025-09-23	PLA	PLA	9.40	7/8	0°C/10.0(K/min)/180°C	N2, 20.0ml/min / N2, 70.0ml/min	---

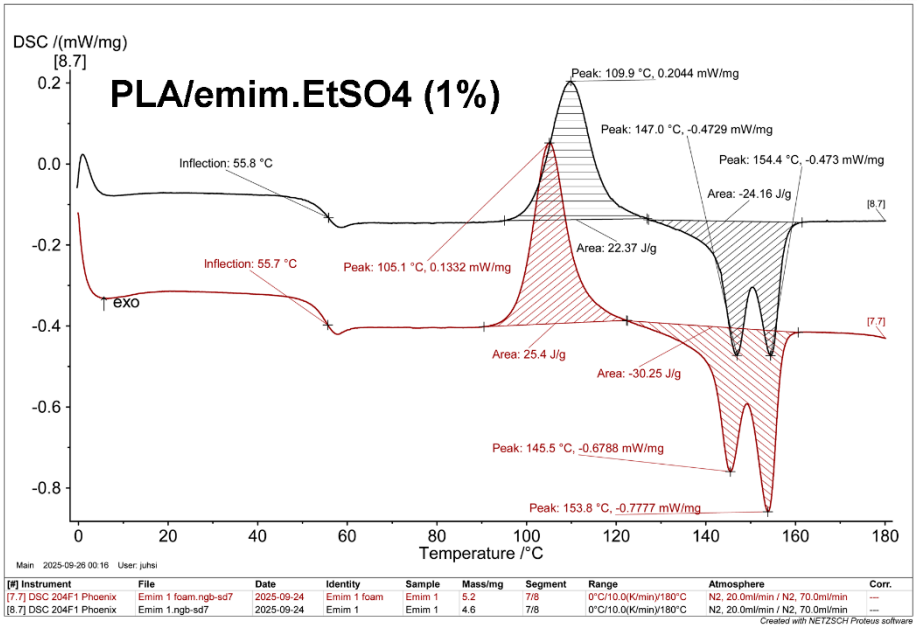

[#] Instrument	File	Date	Identity	Sample	Mass/mg	Segment	Range	Atmosphere	Corr.
[7.7] DSC 204F1 Phoenix	Emim 1 foam.ngb-sd7	2025-09-24	Emim 1 foam	Emim 1	5.2	7/8	0°C/10.0(K/min)/180°C	N2, 20.0ml/min / N2, 70.0ml/min	---
[8.7] DSC 204F1 Phoenix	Emim 1.ngb-sd7	2025-09-24	Emim 1	Emim 1	4.6	7/8	0°C/10.0(K/min)/180°C	N2, 20.0ml/min / N2, 70.0ml/min	---

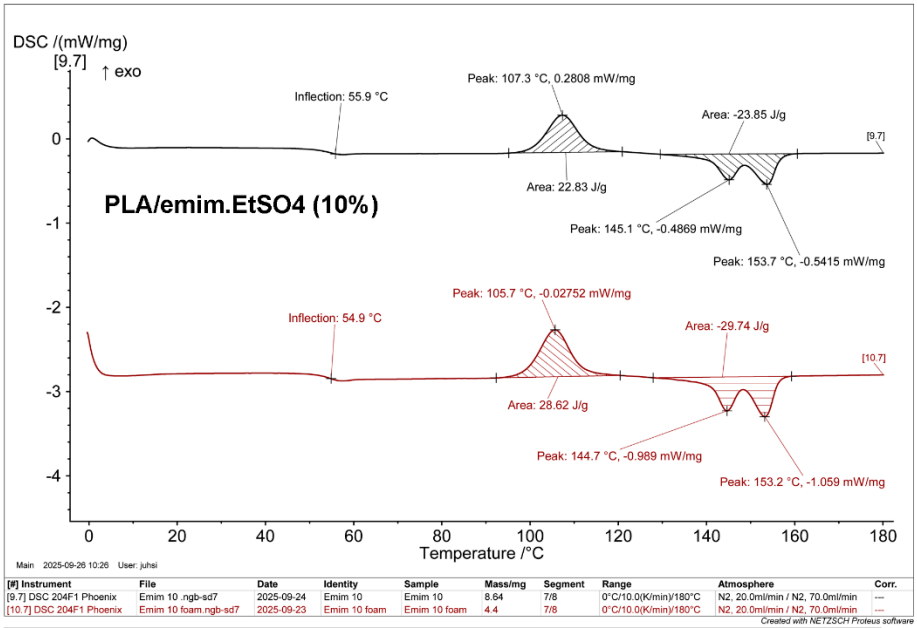

[#] Instrument	File	Date	Identity	Sample	Mass/mg	Segment	Range	Atmosphere	Corr.
[9.7] DSC 204F1 Phoenix	Emim 10 .ngb-sd7	2025-09-24	Emim 10	Emim 10	8.64	7/8	0°C/10.0(K/min)/180°C	N2, 20.0ml/min / N2, 70.0ml/min	---
[10.7] DSC 204F1 Phoenix	Emim 10 foam.ngb-sd7	2025-09-23	Emim 10 foam	Emim 10 foam	4.4	7/8	0°C/10.0(K/min)/180°C	N2, 20.0ml/min / N2, 70.0ml/min	---

Created with NETZSCH Proteus software

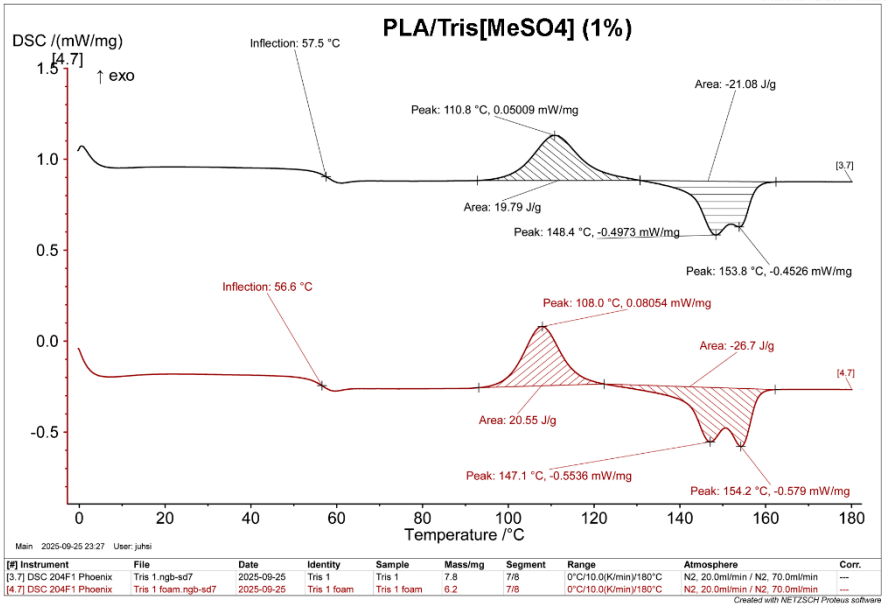

[#] Instrument	File	Date	Identity	Sample	Mass/mg	Segment	Range	Atmosphere	Corr.
[3.7] DSC 204F1 Phoenix	Tris 1.ngb-sd7	2025-09-25	Tris 1	Tris 1	7.8	7/8	0°C/10.0(K/min)/180°C	N2, 20.0ml/min / N2, 70.0ml/min	---
[4.7] DSC 204F1 Phoenix	Tris 1 foam.ngb-sd7	2025-09-26	Tris 1 foam	Tris 1 foam	6.2	7/8	0°C/10.0(K/min)/180°C	N2, 20.0ml/min / N2, 70.0ml/min	---

Created with NETZSCH Proteus software

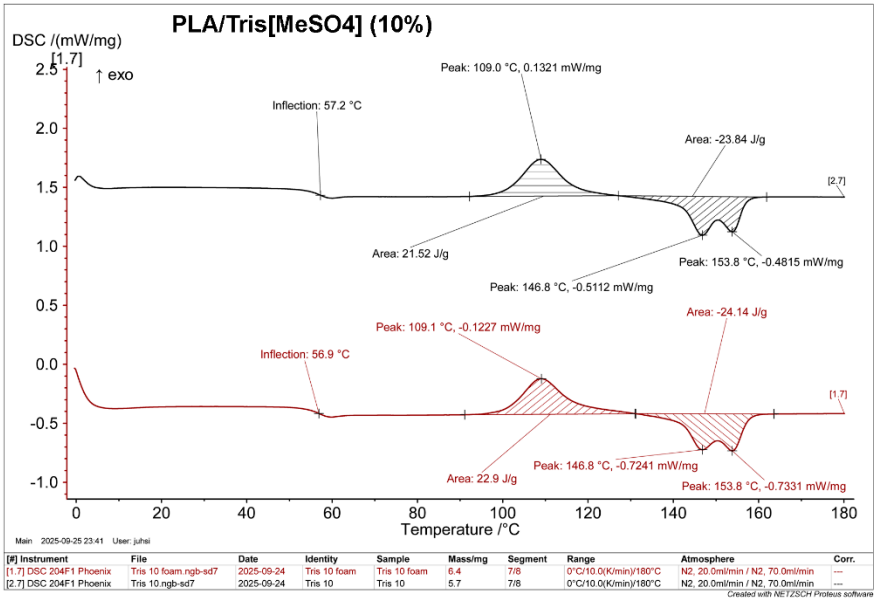

[#] Instrument	File	Date	Identity	Sample	Mass/mg	Segment	Range	Atmosphere	Corr.
[1.7] DSC 204F1 Phoenix	Tris 10 foam.ngb-sd7	2025-09-24	Tris 10 foam	Tris 10 foam	6.4	7/8	0°C/10.0(K/min)/180°C	N2, 20.0ml/min / N2, 70.0ml/min	---
[2.7] DSC 204F1 Phoenix	Tris 10.ngb-sd7	2025-09-24	Tris 10	Tris 10	5.7	7/8	0°C/10.0(K/min)/180°C	N2, 20.0ml/min / N2, 70.0ml/min	---

Created with NETZSCH Proteus software