Supplementary File



Figure S1. SEM image of the fracture surface of the ETPU tensile sample subjected to weathering aging process. (a) unaged sample; (b) aging 276 days; (c) aging 377 days; (d) aging 671 days.



Figure S2. SEM image of the fracture surface of the ETPU tensile sample subjected to artificial thermal aging process. (a) aging 7 days; (b) aging 14 days; (c) aging 21 days; (d) aging 28 days.



Figure S3. SEM image of the fracture surface of the ETPU tensile sample subjected to artificial xenon lamp aging process. (a) aging 7 days; (b) aging 14 days; (c) aging 21 days; (d) aging 28 days.