Supplementary Materials

Phytochemical characterization and biological activities of solvent polarity-driven extracts of *Bifurcaria bifurcata* from Moroccan coast

Youness El Jadoumi, Youssef Lahlou, Mehdi Bouraq, Hanane Oualili, Nirmine Ezzouine, Mohammed Bouqadida, Asmaa El Filali, Kacem Makroum, Malika Belfaiza and Abdellah Maissour

(a) *n*-Hexane extract (ExH)

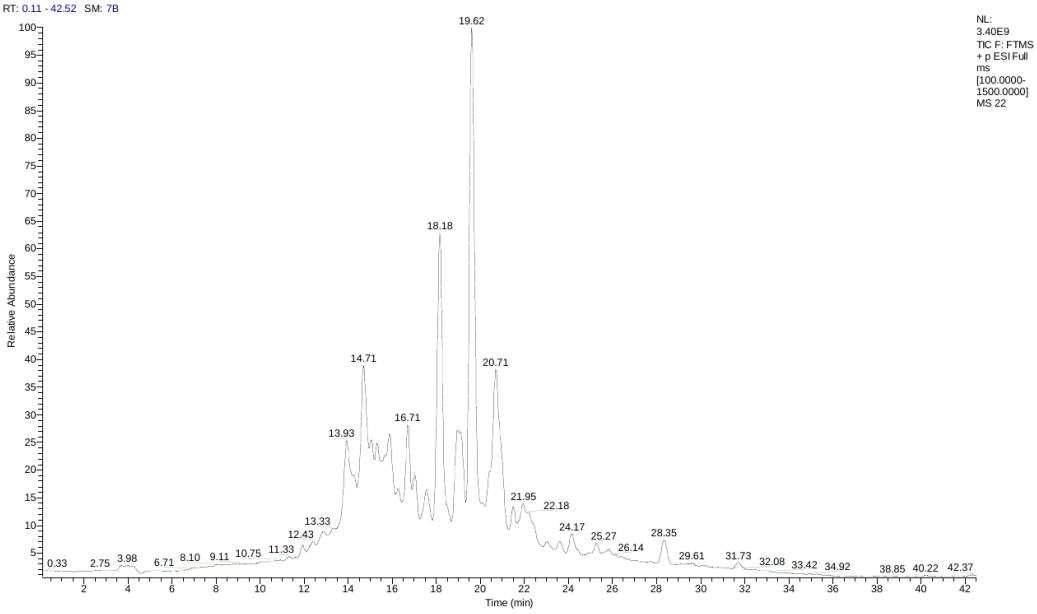

(b) Dichloromethane extract (ExD)

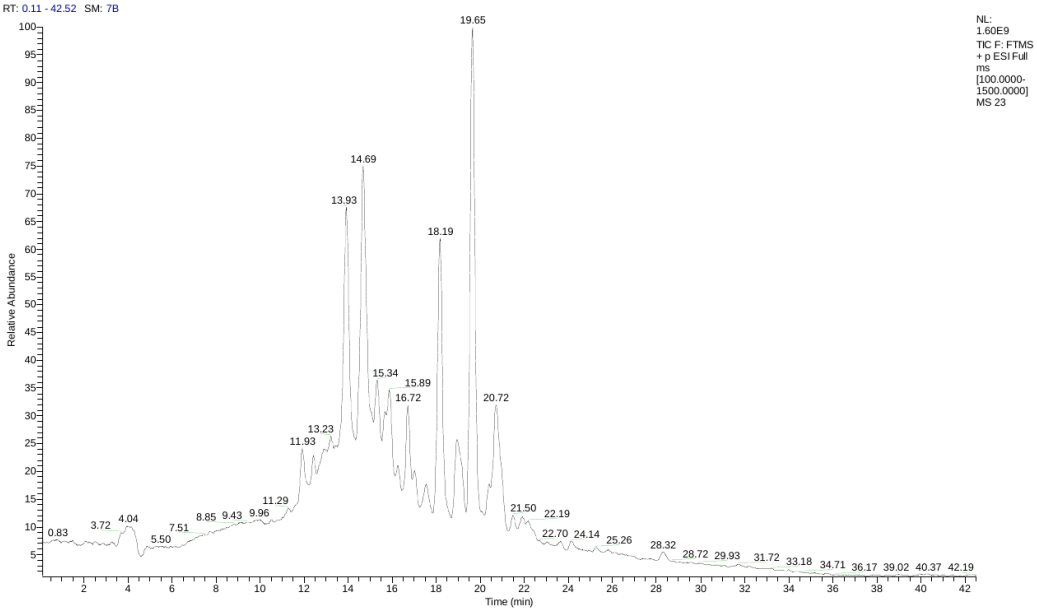

(c) Ethyl acetate extract (ExEA)

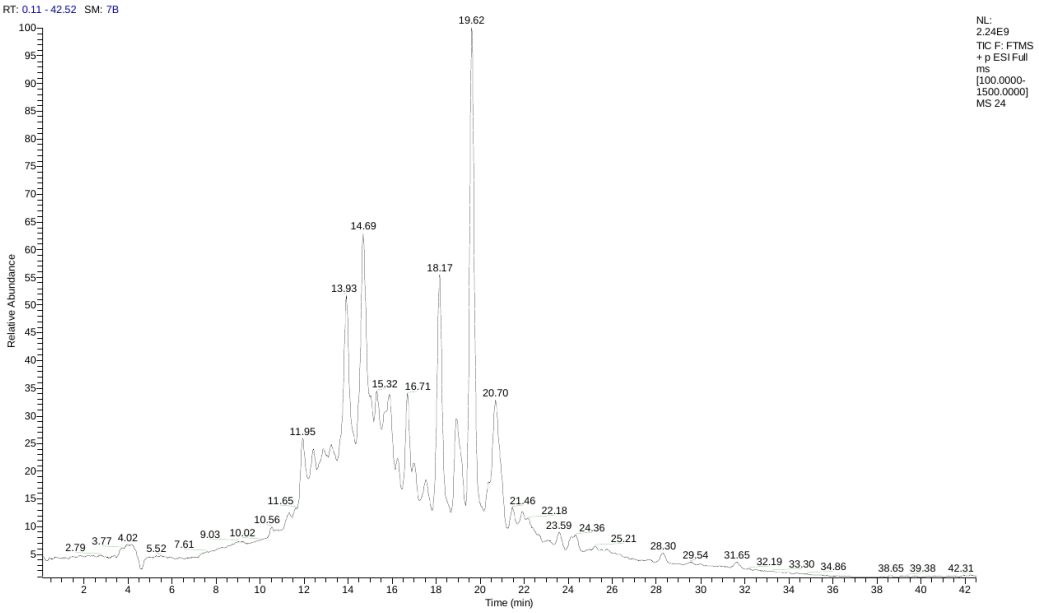

(d) *n*-Butanol extract (ExB)

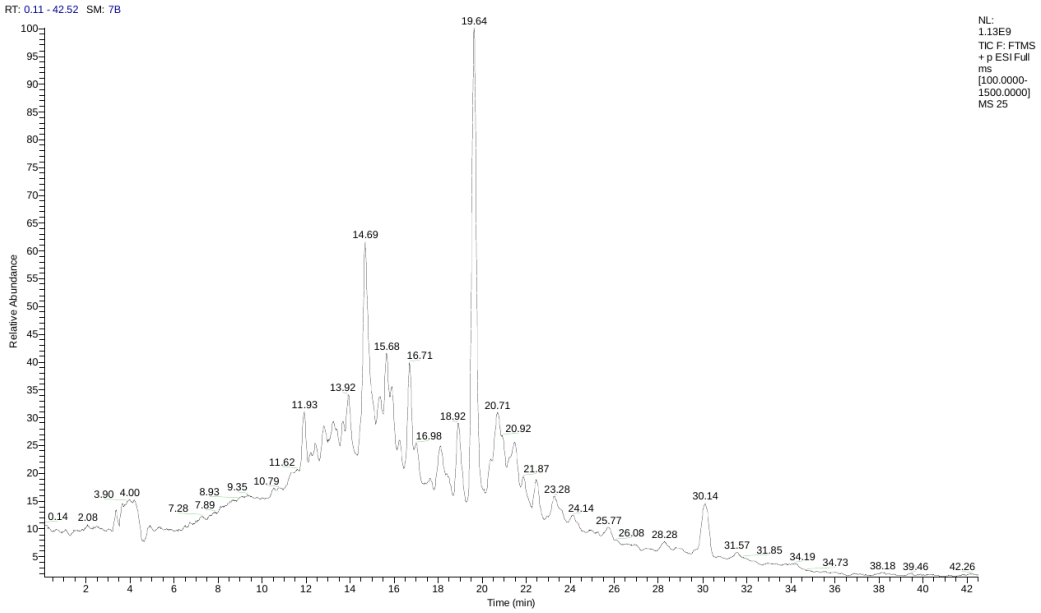

(e) Methanol extract (ExM)

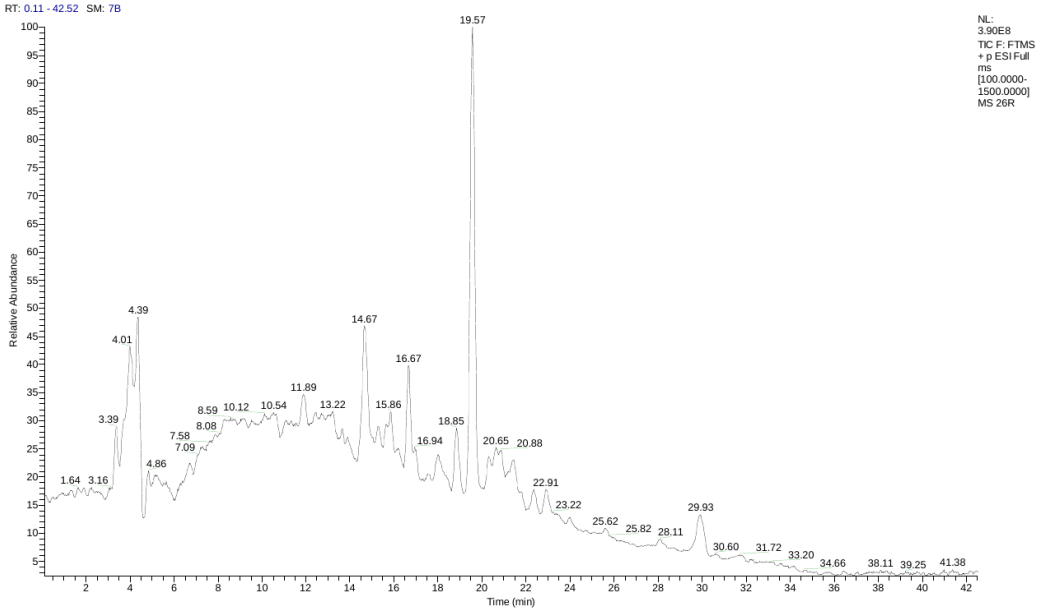

Figure S1. Total ion chromatograms (TIC) obtained by LC-ESI(+)-FTMS (full scan, *m*/*z* 100–1500, Thermo Scientific Exactive Plus Orbitrap, UATRS-CNRST, Rabat) of the five sequential Soxhlet fractions of *Bifurcaria bifurcata*: (a) *n*-hexane (ExH), (b) dichloromethane (ExD), (c) ethyl acetate (ExEA), (d) *n*-butanol (ExB) and (e) methanol (ExM). Retention times (min) are indicated above the main peaks; the peak at 19.6 min corresponds to the putatively annotated eleganolone (*m*/*z* 287.2; Table 5 of the main text, C1). NL: normalised intensity level of each chromatogram.