SUPPLEMENTARY MATERIAL

Supplementary Figures

Figure S1. Chemical structures of the analyzed compounds
Figure S2. HPLC Chromatogram of the used standard phenolic compounds in hydromethanolic solvent
Figure S3. HPLC Chromatogram of the used standard phenolic compounds in hydroethanolic solvent

Supplementary Table

Table S1. Regression equations for the analyzed compounds

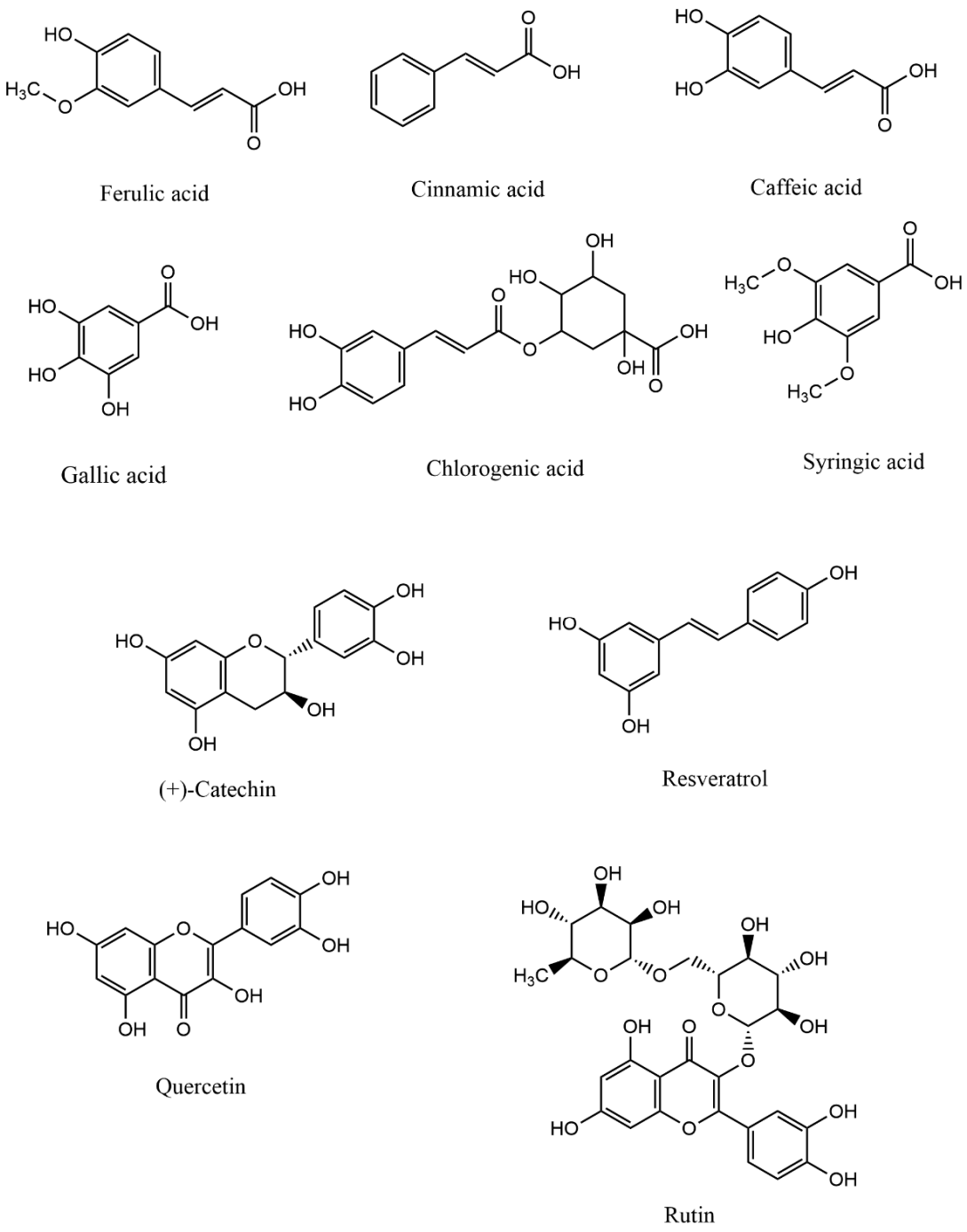

Figure S1. Chemical structures of the analyzed compounds.

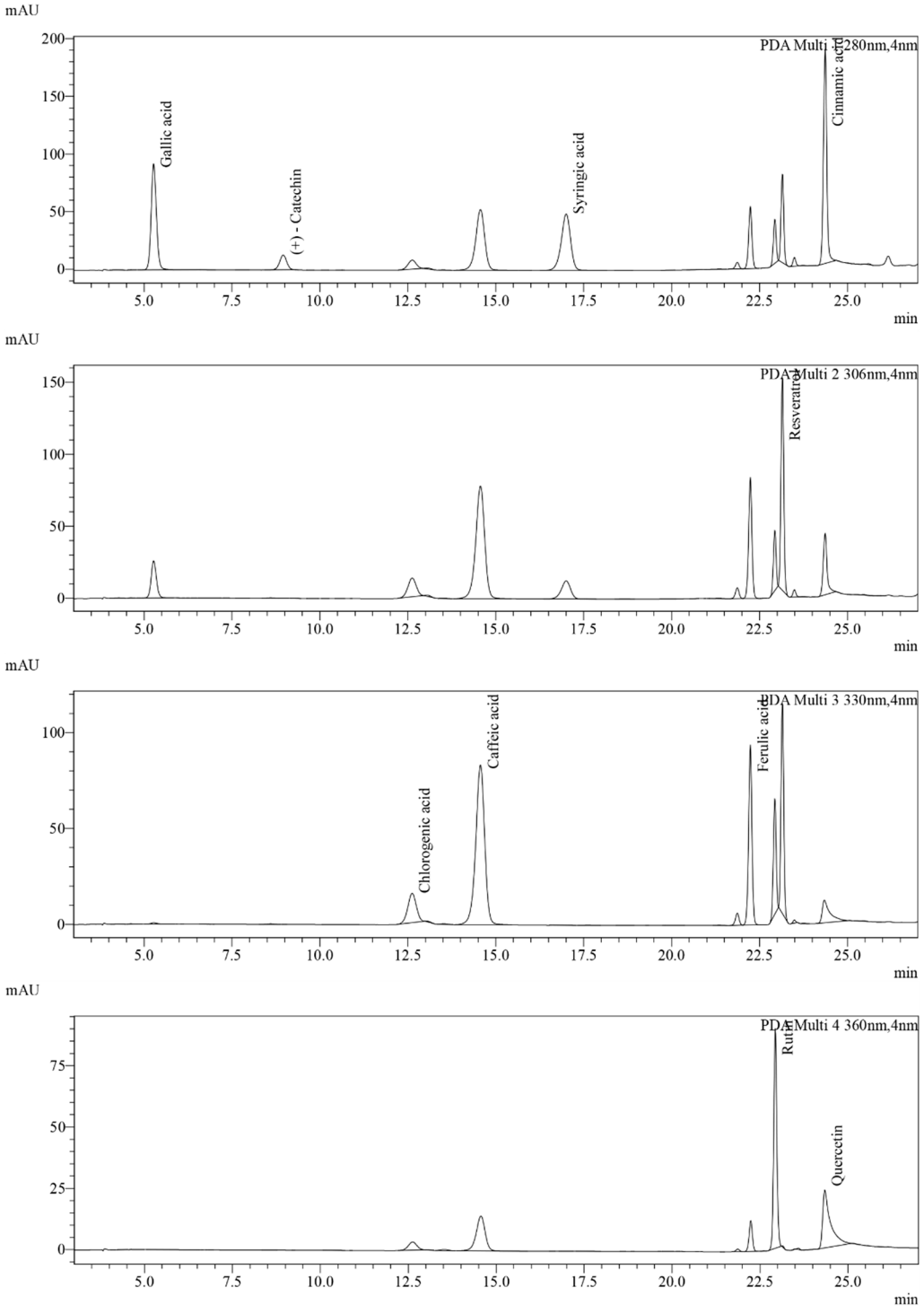

Figure S2. HPLC Chromatogram of the used standard phenolic compounds in hydro-methanolic solvent.

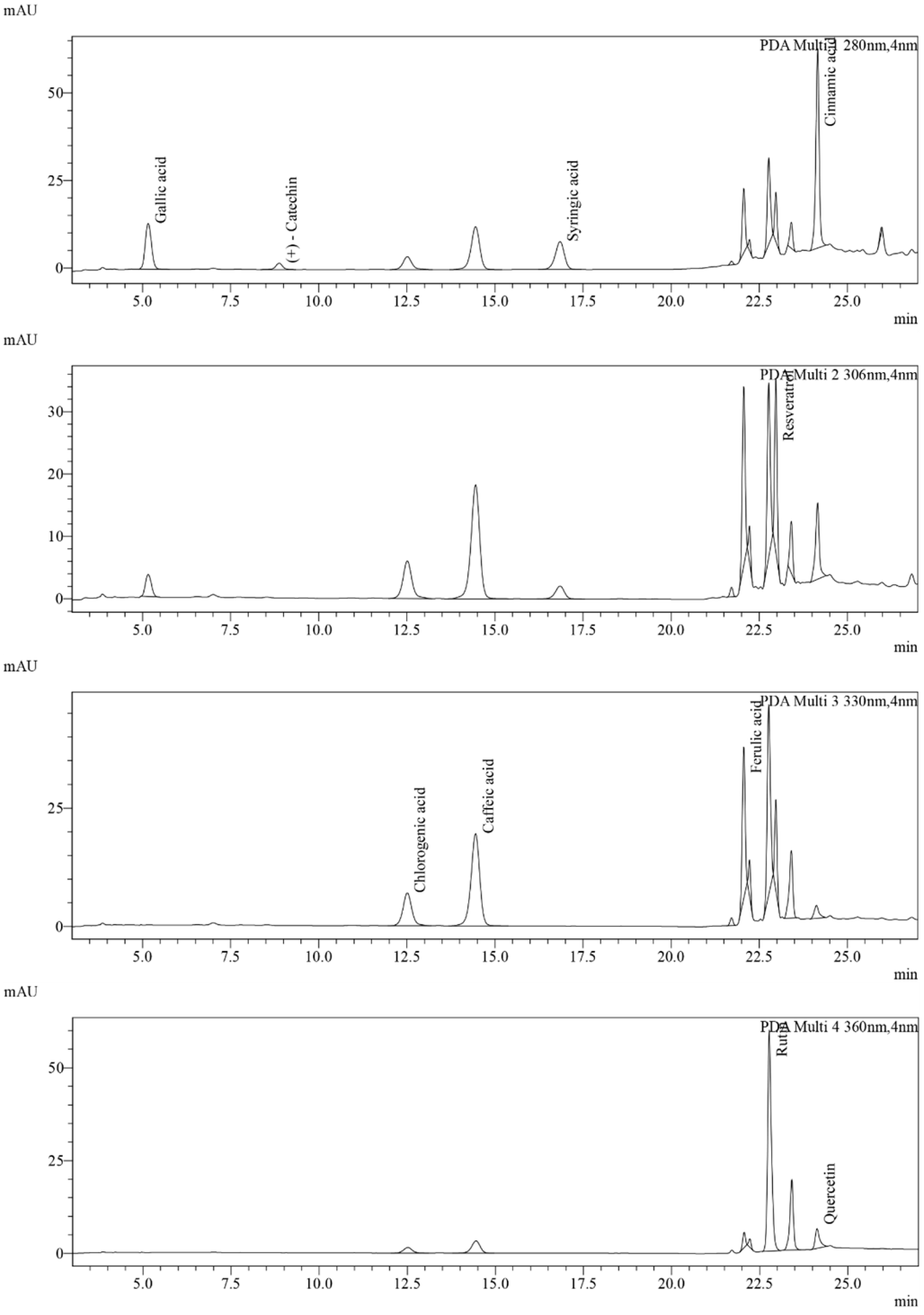

Figure S3. HPLC Chromatogram of the used standard phenolic compounds in hydro-ethanolic solvent.

Table S1. Regression equations for the analyzed compounds.

Chemical compound	Regression equation*	
	Hydro-methanolic solvent	Hydro-ethanolic solvent
Gallic acid	y = 17559x - 1529.3	y = 11149x + 20456

(+)-Catechin	y = 4073x - 213.8	y = 4558.3x - 1948.4
Syringic acid	y = 18858x - 1382.7	y = 20098x - 6782.7
Cinnamic acid	y = 4073x - 213.8	y = 59866x - 2628.1
Resveratrol	y = 37958x - 23946	y = 47108x - 7729.5
Chlorogenic acid	y = 11519x - 3833.9	y = 16410x - 6168.6
Caffeic acid	y = 11519x - 3833.9	y = 37585x - 11155
Ferulic acid	y = 27612x - 16576	y = 33243x - 17002
Rutin	y = 9926.8x - 423.7	y = 11156x + 257.3
Quercetin	y = 10289x - 11229	y = 22185x - 13525

* Determination coefficient (R^2) > 0.999 for all the compounds analyzed.