Supplementary Materials for Stability Studies of a Tetraethyl Orthosilicate-Based Thixotropic Drug Delivery System

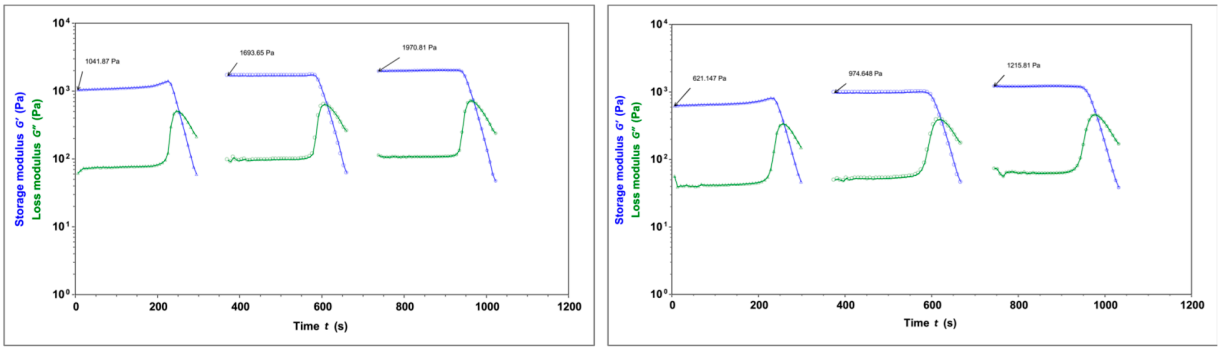

Figure S1. Representative thixotropic profiles of gels obtained with 10% w/v 5 kDa HA formulations at time zero (left panel) and 5-month real-time aging (right panel).

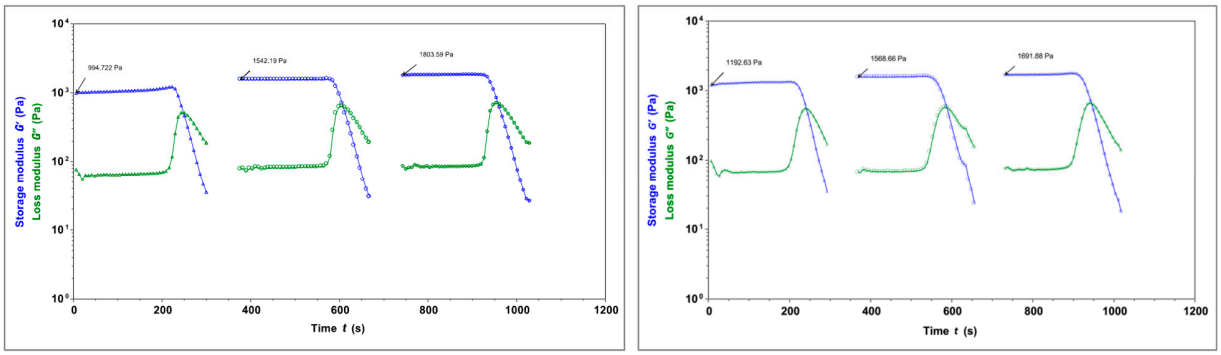

Figure S2. Representative thixotropic profiles of gels obtained with 0.5% w/v 5 kDa HA formulations at time zero (left panel) and 3-month accelerated aging (right panel).

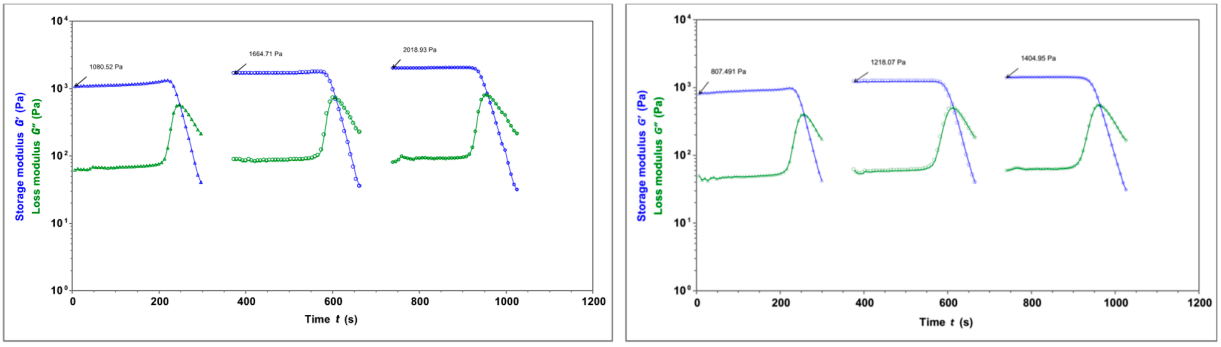

Figure S3. Representative thixotropic profiles of gels obtained with 0.1% w/v 5 kDa HA formulations at time zero (left panel) and 3-month accelerated aging (right panel).

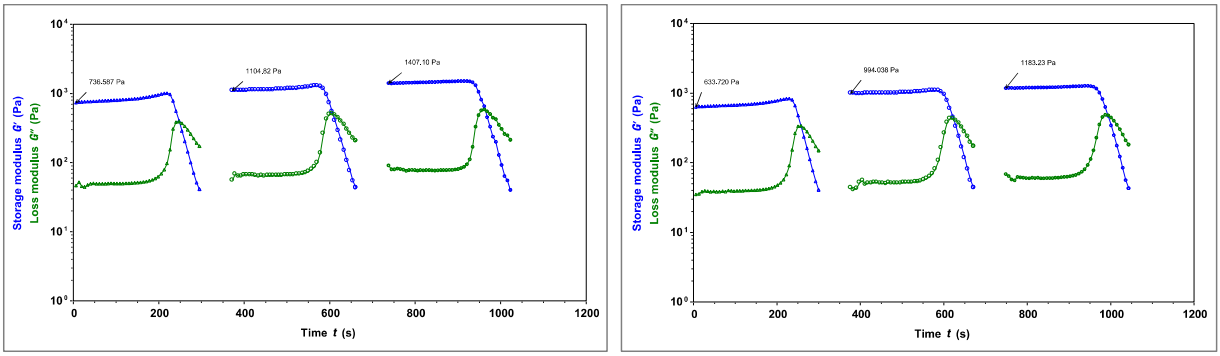

Figure S4. Representative thixotropic profiles of gels obtained with 10% w/v 13.8 kDa HA formulations at time zero (left panel) and 3-month accelerated aging (right panel).