Supplementary Information

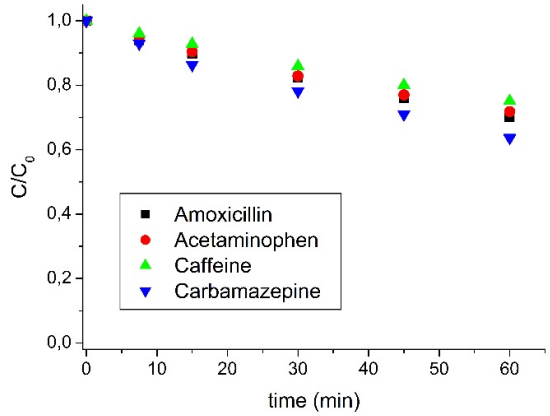

Figure S1. Evolution of the of the pollutants degradation with reaction time. Experimental conditions: 0 g/L sodium chloride, 50 mg/L of acetaminophen, amoxicillin, carbamazepine and caffeine; 50 mg/L of copper; 1000 mg/L (stochiometric amount) of hydrogen peroxide; initial pH of 6.

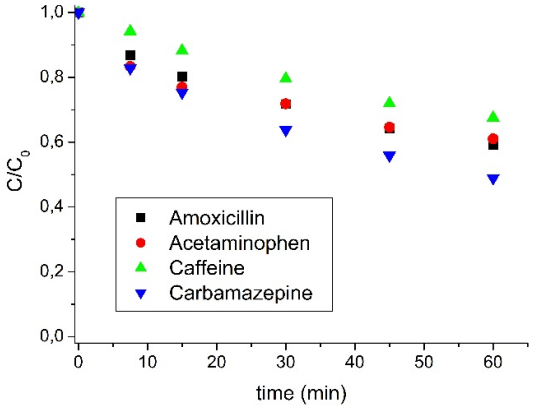

Figure S2. Evolution of the of the pollutants degradation with reaction time. Experimental conditions: 1 g/L sodium chloride, 50 mg/L of acetaminophen, amoxicillin, carbamazepine and caffeine; 50 mg/L of copper; 1000 mg/L (stochiometric amount) of hydrogen peroxide; initial pH of 6.

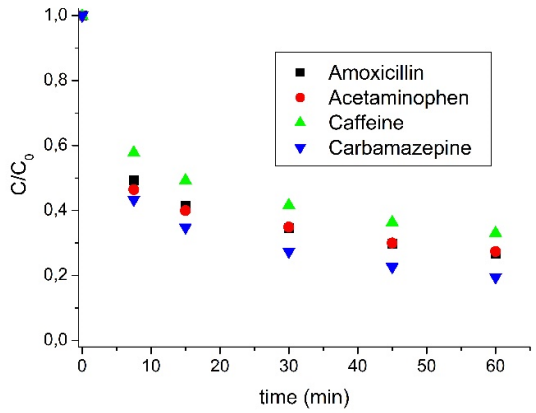

Figure S3. Evolution of the of the pollutants degradation with reaction time. Experimental conditions: 10 g/L sodium chloride, 50 mg/L of acetaminophen, amoxicillin, carbamazepine and caffeine; 50 mg/L of copper; 1000 mg/L (stochiometric amount) of hydrogen peroxide; initial pH of 6.

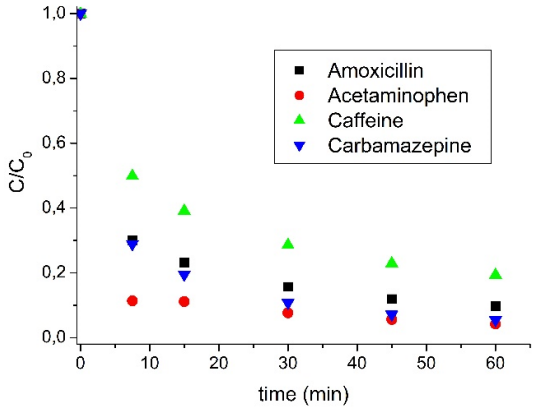

Figure S4. Evolution of the of the pollutants degradation with reaction time. Experimental conditions: 36 g/L sodium chloride, 50 mg/L of acetaminophen, amoxicillin, carbamazepine and caffeine; 50 mg/L of copper; 1000 mg/L (stochiometric amount) of hydrogen peroxide; initial pH of 6.