Fig. 4A β-Actin



Fig. 4A p65

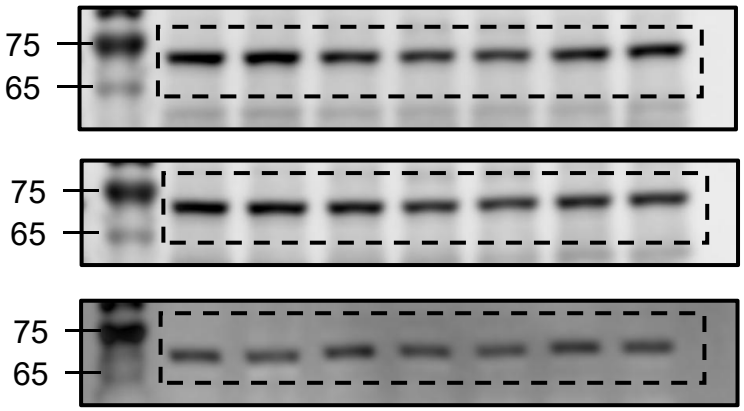

Fig. 4A TLR1



Fig. 4A TLR2



Fig. 4A TLR6

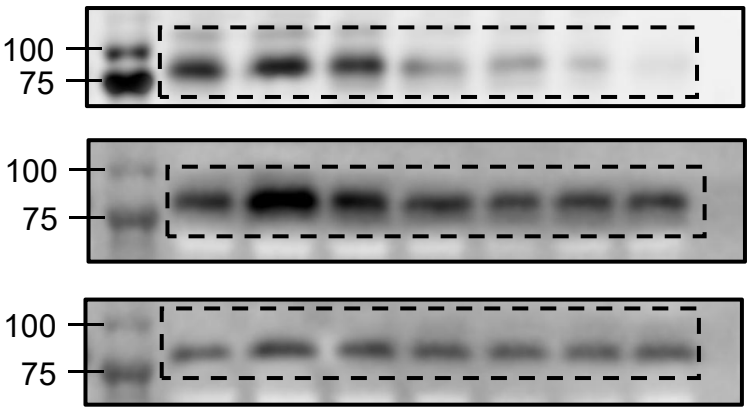

Fig. 4A p-p65



Fig. 6 IP: HMGB1



Fig. 6C IP: TLR1



Fig. 6C Input: TLR1



Fig. 6A IP: TLR2



Fig. 6E IP: TLR6

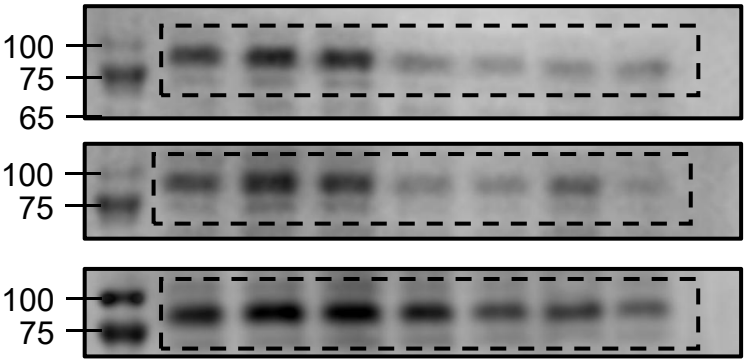

Fig. 6A Input: TLR2



Fig. 6E Input: TLR6



Fig. 6G IP: p-p65



Fig. 6G Input: p-p65

