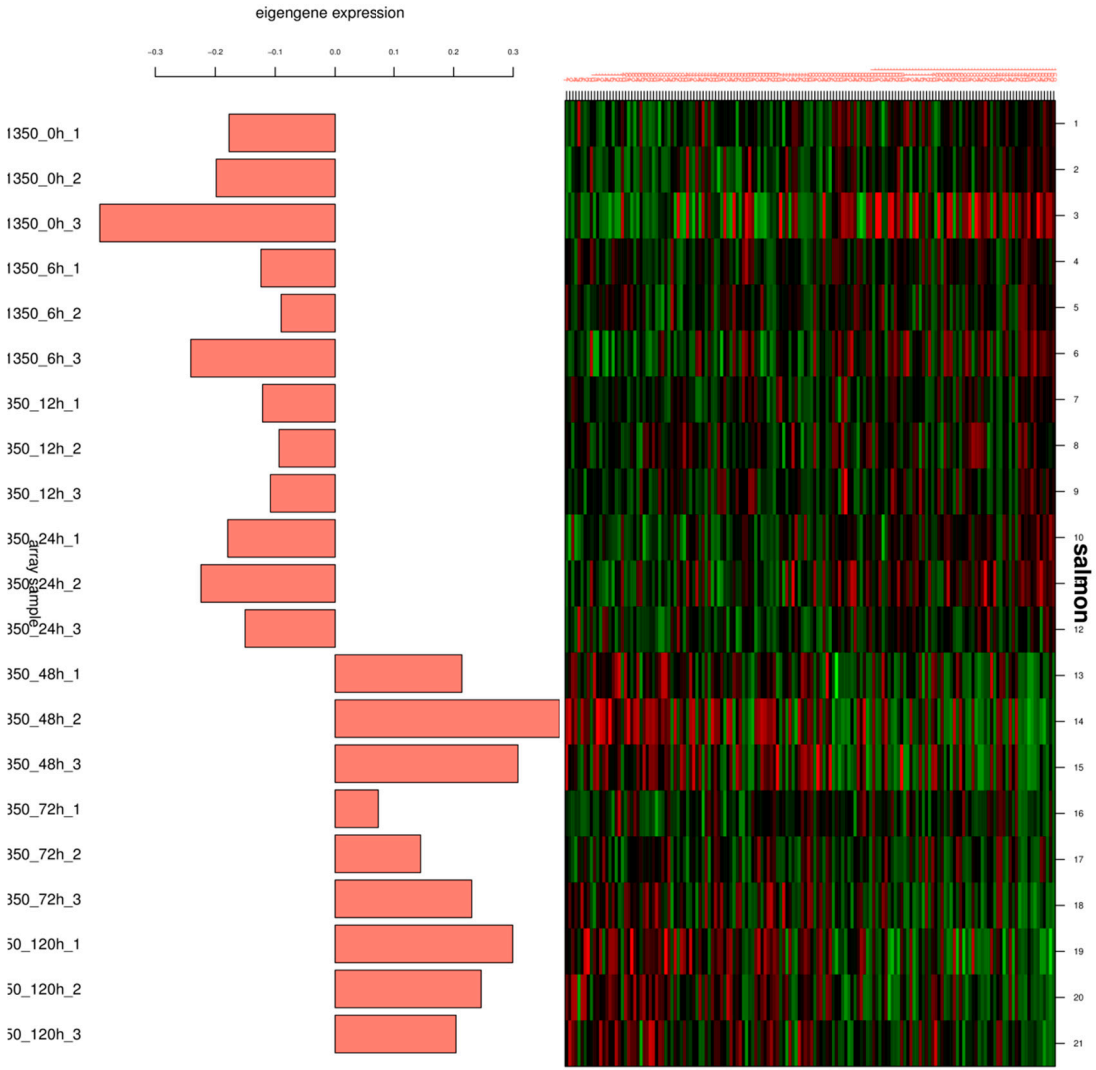
eigengene expression
−0.3
−0.2
−0.1
0.0
0.1
0.2
0.3
1350_0h_1
1350_0h_2
1350_0h_3
1350_6h_1
1350_6h_2
1350_6h_3
350_12h_1
350_12h_2
350_12h_3
350_24h_1
350_24h_2
350_24h_3
350_48h_1
350_48h_2
350_48h_3
350_72h_1
350_72h_2
350_72h_3
50_120h_1
50_120h_2
50_120h_3
sample (array)
Salmon
1
2
3
4
5
6
7
8
9
10
12
13
14
15
16
17
18
19
20
21

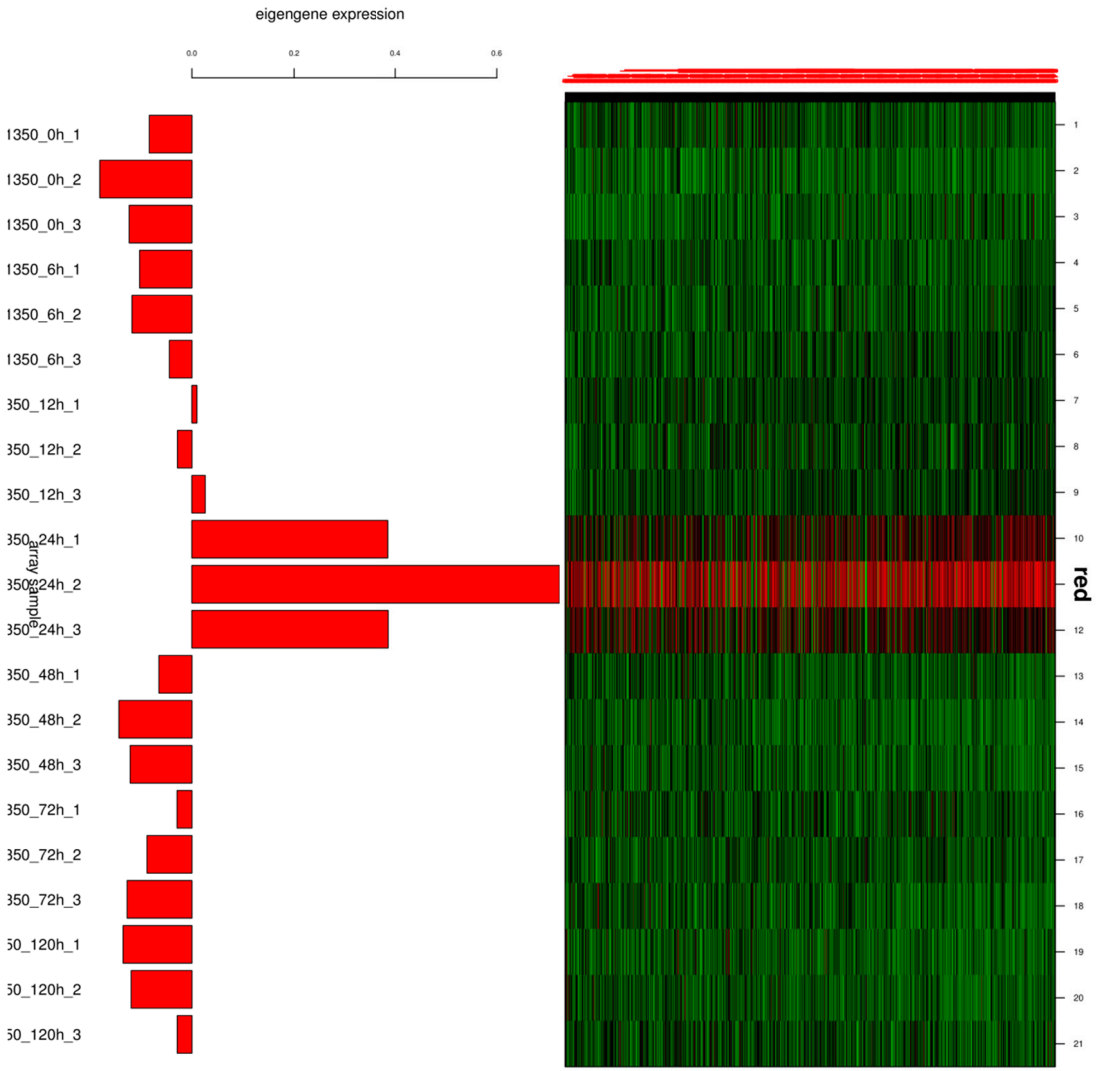
eigengene expression
0.0
0.2
0.4
0.6
1350_0h_1
1350_0h_2
1350_0h_3
1350_6h_1
1350_6h_2
1350_6h_3
350_12h_1
350_12h_2
350_12h_3
350_24h_1
350_24h_2
350_24h_3
350_48h_1
350_48h_2
350_48h_3
350_72h_1
350_72h_2
350_72h_3
50_120h_1
50_120h_2
50_120h_3
Array sample
red
1
2
3
4
5
6
7
8
9
10
12
13
14
15
16
17
18
19
20
21

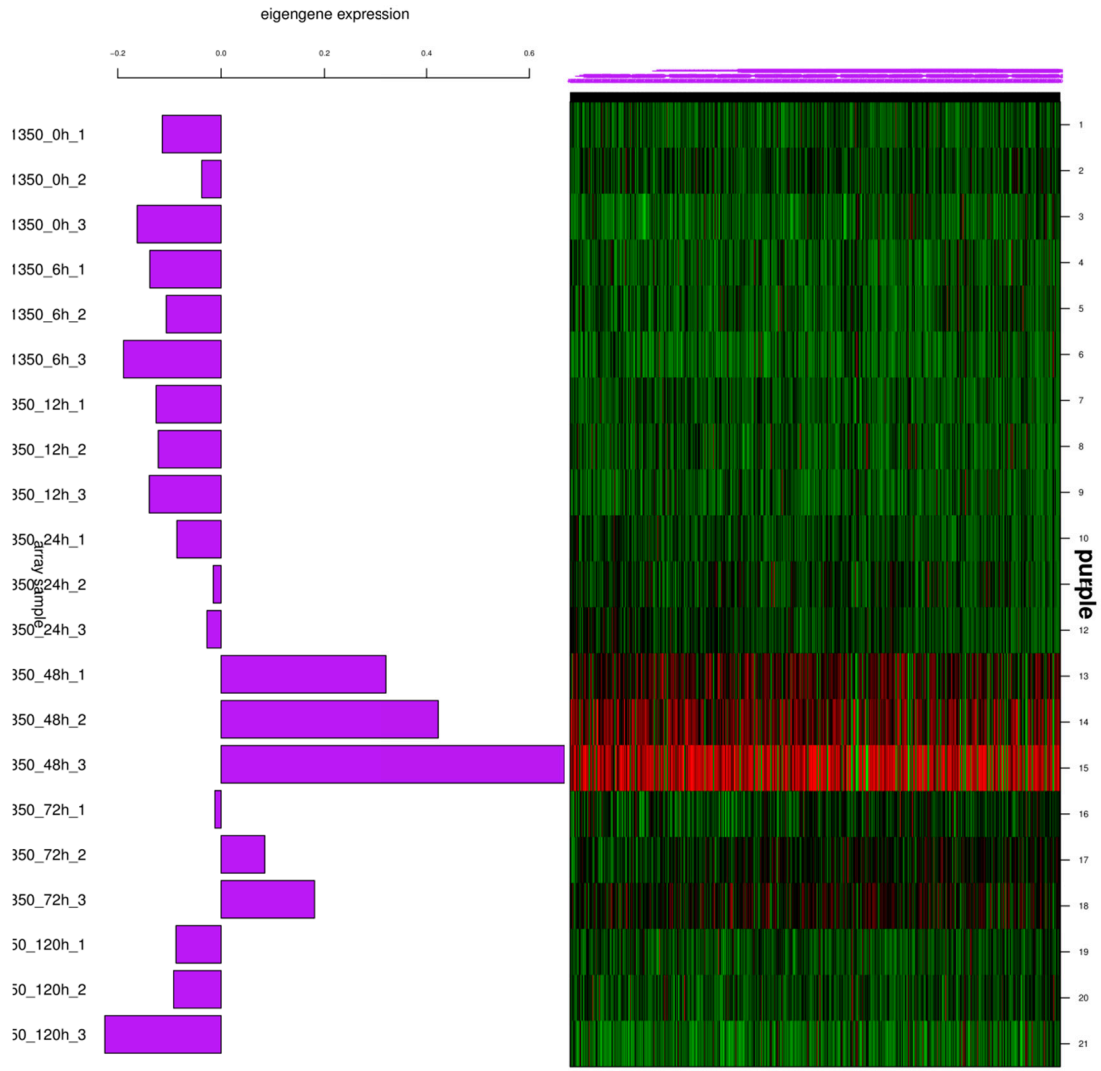
eigengene expression
−0.2
0.0
0.2
0.4
0.6
1350_0h_1
1350_0h_2
1350_0h_3
1350_6h_1
1350_6h_2
1350_6h_3
350_12h_1
350_12h_2
350_12h_3
350_24h_1
350_24h_2
350_24h_3
350_48h_1
350_48h_2
350_48h_3
350_72h_1
350_72h_2
350_72h_3
50_120h_1
50_120h_2
50_120h_3
Array sample
purple
1
2
3
4
5
6
7
8
9
10
12
13
14
15
16
17
18
19
20
21

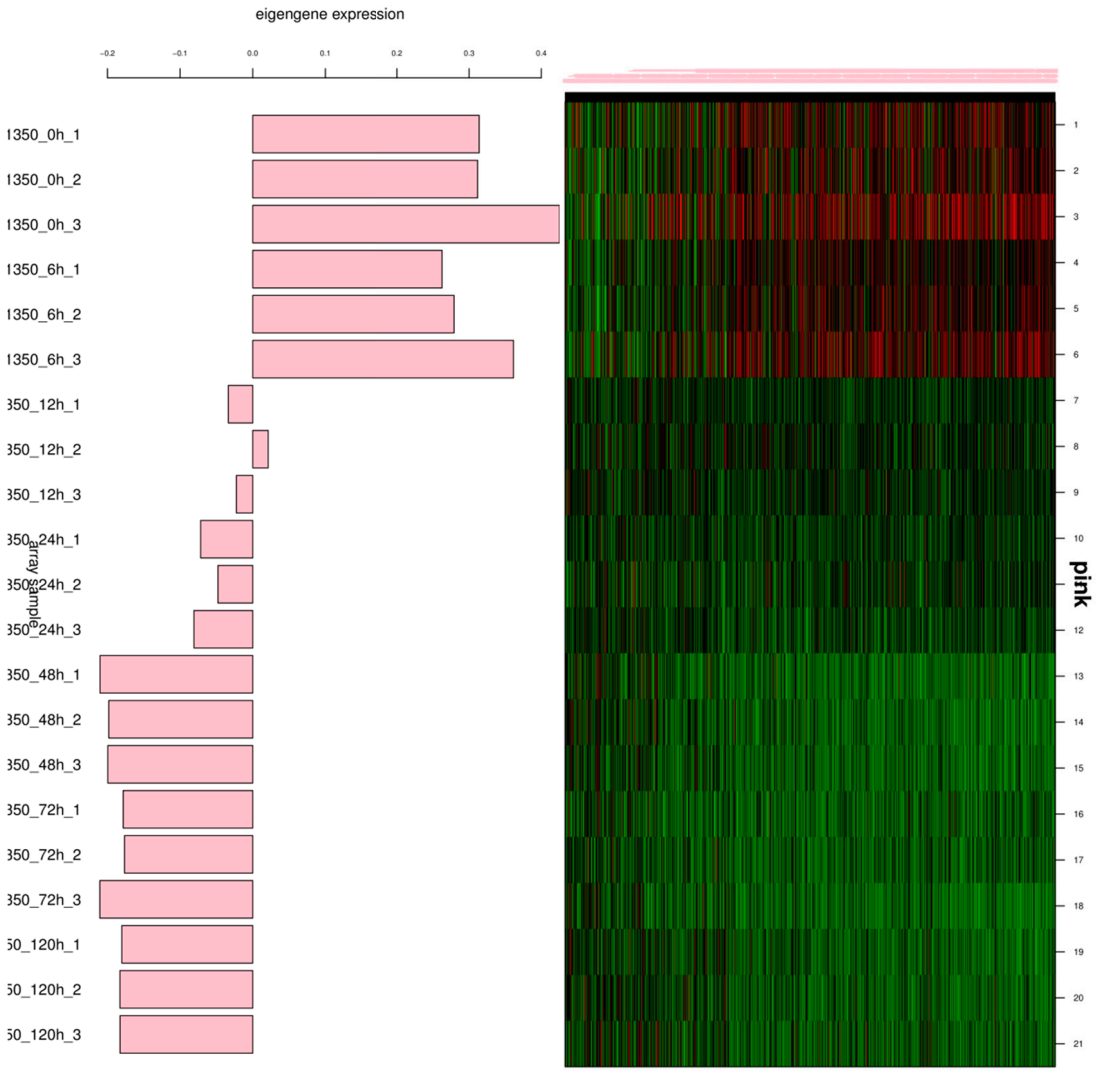
eigengene expression
-0.2
-0.1
0.0
0.1
0.2
0.3
0.4
1350_0h_1
1350_0h_2
1350_0h_3
1350_6h_1
1350_6h_2
1350_6h_3
350_12h_1
350_12h_2
350_12h_3
350_24h_1
350_24h_2
350_24h_3
350_48h_1
350_48h_2
350_48h_3
350_72h_1
350_72h_2
350_72h_3
50_120h_1
50_120h_2
50_120h_3
sample array
pink
1
2
3
4
5
6
7
8
9
10
12
13
14
15
16
17
18
19
20
21

midnightblue
1
2
3
4
5
6
7
8
9
13
14
15
16
17
18
19
20
21
eigengene expression
0.0
0.2
0.4
0.6
array sample
1350_0h_1
1350_0h_2
1350_0h_3
1350_6h_1
1350_6h_2
1350_6h_3
350_12h_1
350_12h_2
350_12h_3
350_24h_1
350_24h_2
350_24h_3
350_48h_1
350_48h_2
350_48h_3
350_72h_1
350_72h_2
350_72h_3
50_120h_1
50_120h_2
50_120h_3

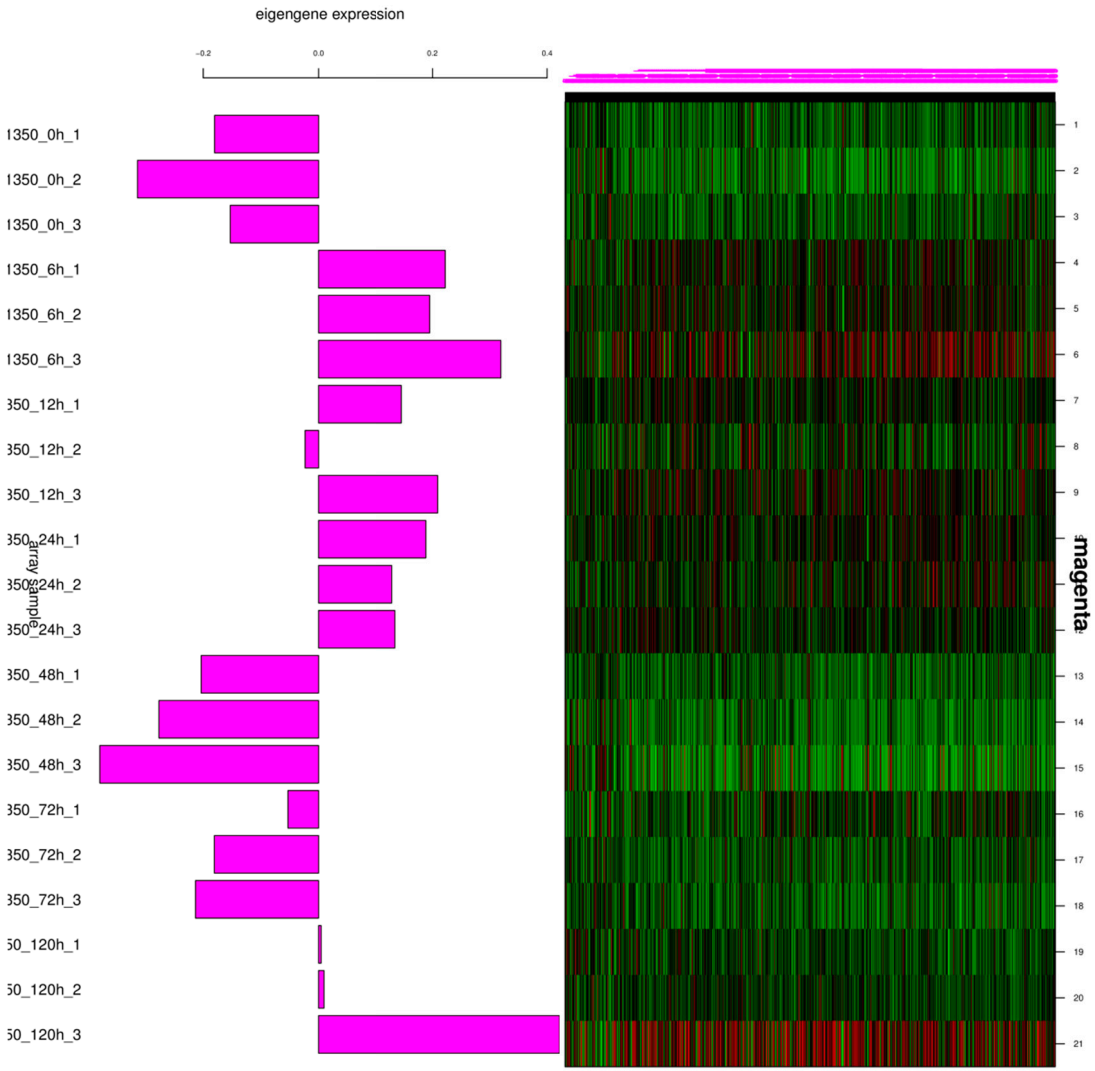
eigengene expression
−0.2
0.0
0.2
0.4
1350_0h_1
1350_0h_2
1350_0h_3
1350_6h_1
1350_6h_2
1350_6h_3
350_12h_1
350_12h_2
350_12h_3
350_24h_1
350_24h_2
350_24h_3
350_48h_1
350_48h_2
350_48h_3
350_72h_1
350_72h_2
350_72h_3
50_120h_1
50_120h_2
50_120h_3
sample array
magenta
1
2
3
4
5
6
7
8
9
13
14
15
16
17
18
19
20
21

lightgreen
eigengene expression
array sample

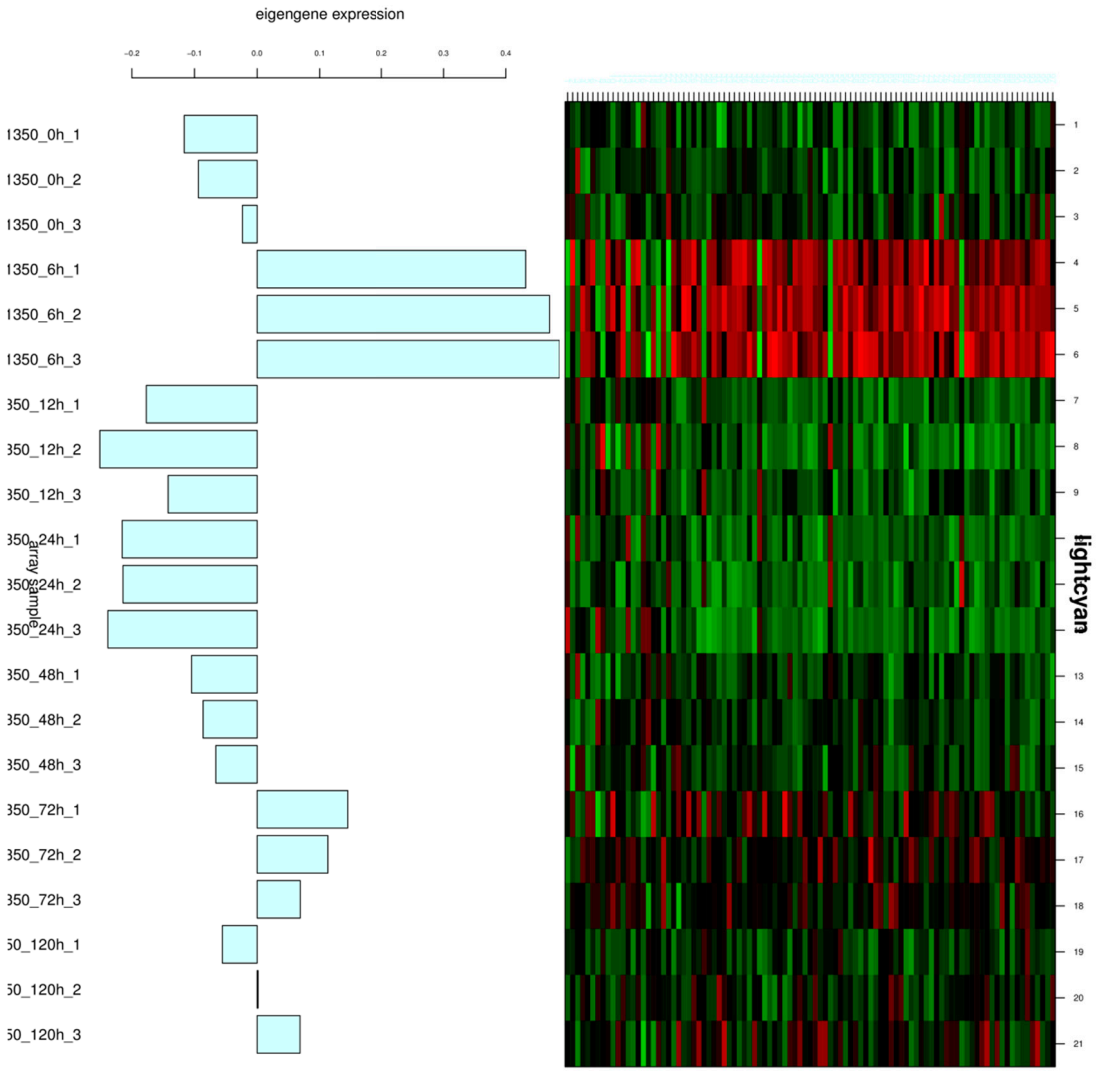
eigengene expression
−0.2
−0.1
0.0
0.1
0.2
0.3
0.4
1350_0h_1
1350_0h_2
1350_0h_3
1350_6h_1
1350_6h_2
1350_6h_3
350_12h_1
350_12h_2
350_12h_3
350_24h_1
350_24h_2
350_24h_3
350_48h_1
350_48h_2
350_48h_3
350_72h_1
350_72h_2
350_72h_3
50_120h_1
50_120h_2
50_120h_3
sample_array
lightcyan
1
2
3
4
5
6
7
8
9
13
14
15
16
17
18
19
20
21

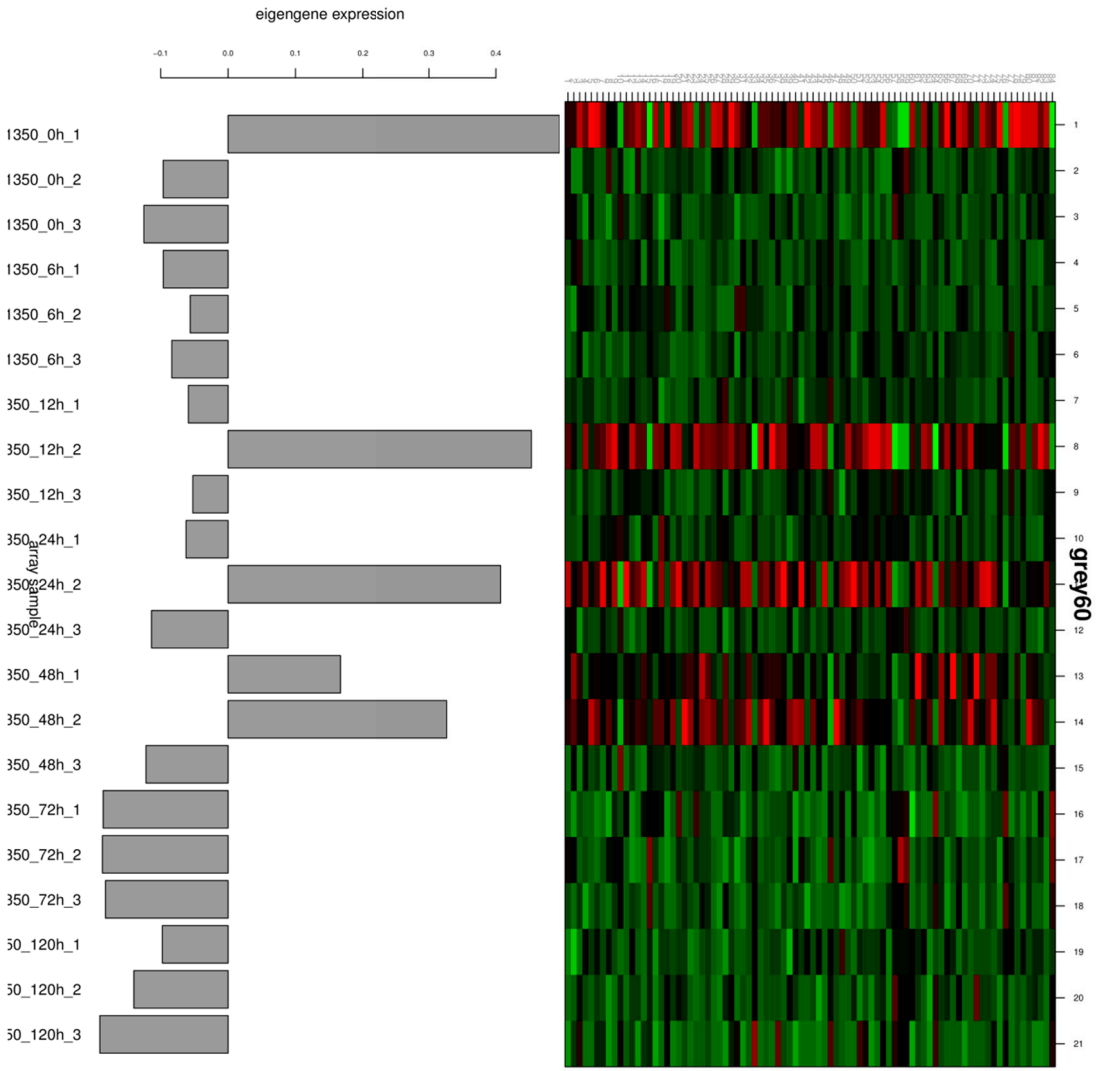
eigengene expression
−0.1
0.0
0.1
0.2
0.3
0.4
1350_0h_1
1350_0h_2
1350_0h_3
1350_6h_1
1350_6h_2
1350_6h_3
350_12h_1
350_12h_2
350_12h_3
350_24h_1
350_24h_2
350_24h_3
350_48h_1
350_48h_2
350_48h_3
350_72h_1
350_72h_2
350_72h_3
50_120h_1
50_120h_2
50_120h_3
array sample
grey60
1
2
3
4
5
6
7
8
9
10
12
13
14
15
16
17
18
19
20
21

greenyellow
eigengene expression
array sample

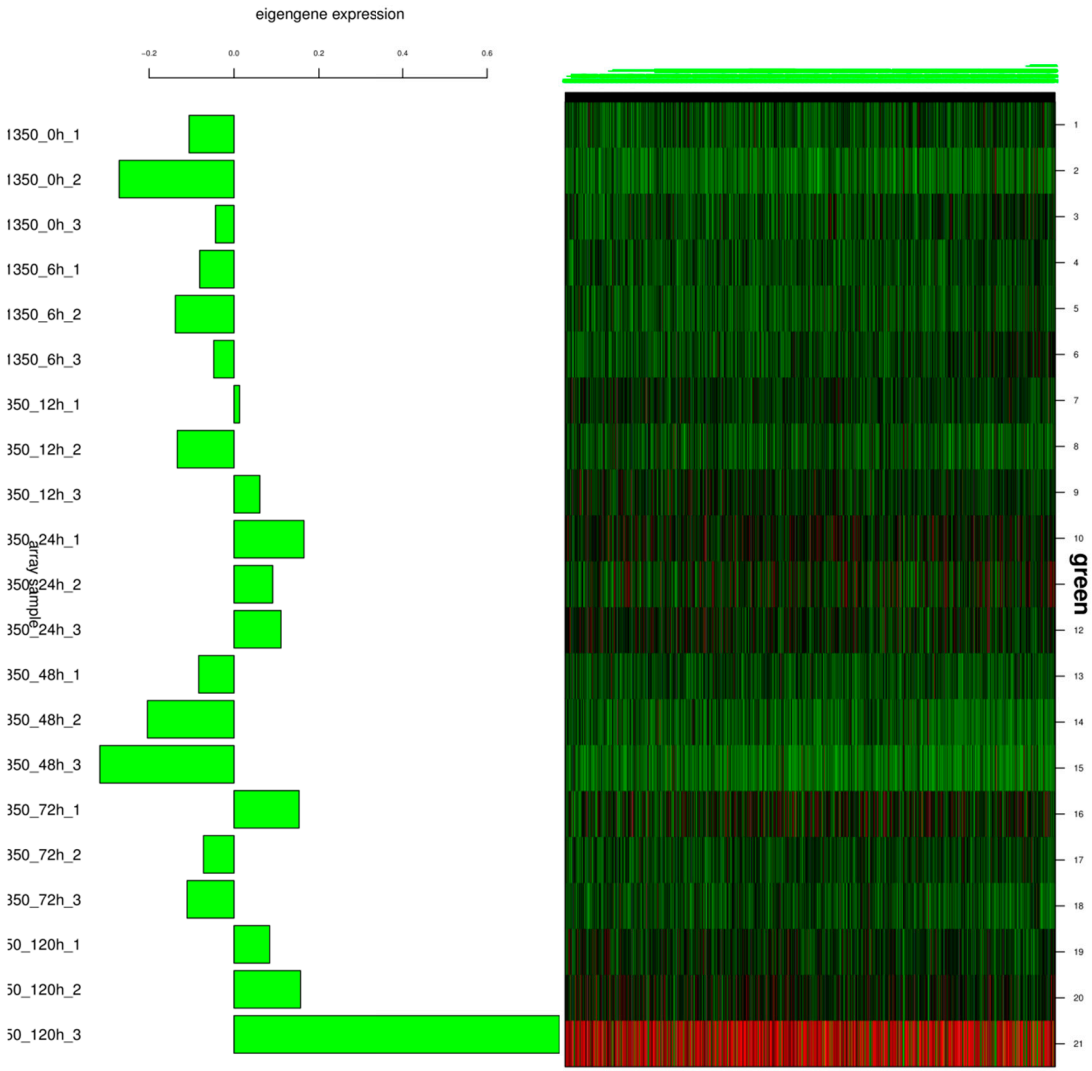
eigengene expression
-0.2
0.0
0.2
0.4
0.6
1350_0h_1
1350_0h_2
1350_0h_3
1350_6h_1
1350_6h_2
1350_6h_3
350_12h_1
350_12h_2
350_12h_3
350_24h_1
350_24h_2
350_24h_3
350_48h_1
350_48h_2
350_48h_3
350_72h_1
350_72h_2
350_72h_3
50_120h_1
50_120h_2
50_120h_3
array sample
green
1
2
3
4
5
6
7
8
9
10
12
13
14
15
16
17
18
19
20
21

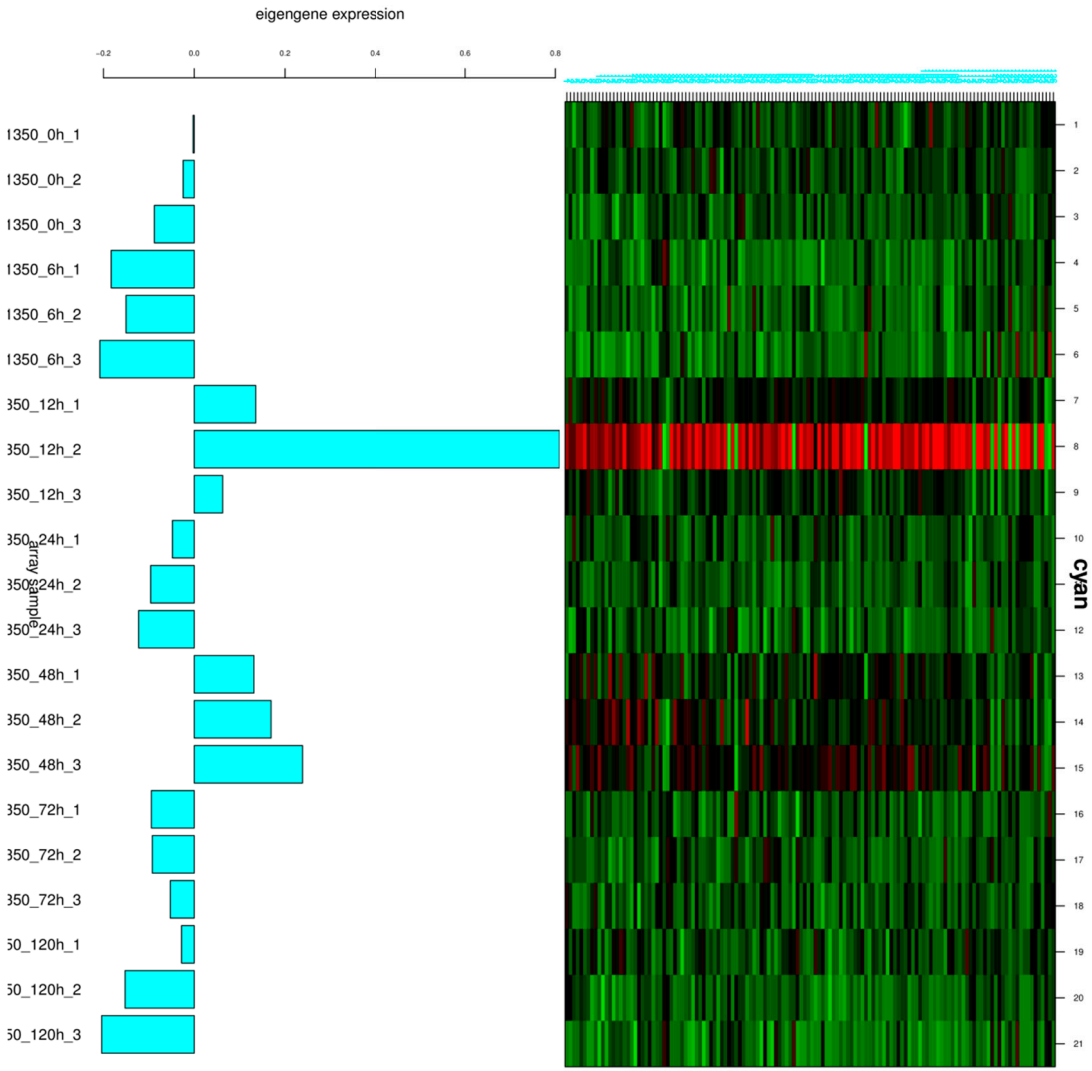
eigengene expression
-0.2
0.0
0.2
0.4
0.6
0.8
1350_0h_1
1350_0h_2
1350_0h_3
1350_6h_1
1350_6h_2
1350_6h_3
350_12h_1
350_12h_2
350_12h_3
350_24h_1
350_24h_2
350_24h_3
350_48h_1
350_48h_2
350_48h_3
350_72h_1
350_72h_2
350_72h_3
50_120h_1
50_120h_2
50_120h_3
array sample
cyan
1
2
3
4
5
6
7
8
9
10
12
13
14
15
16
17
18
19
20
21

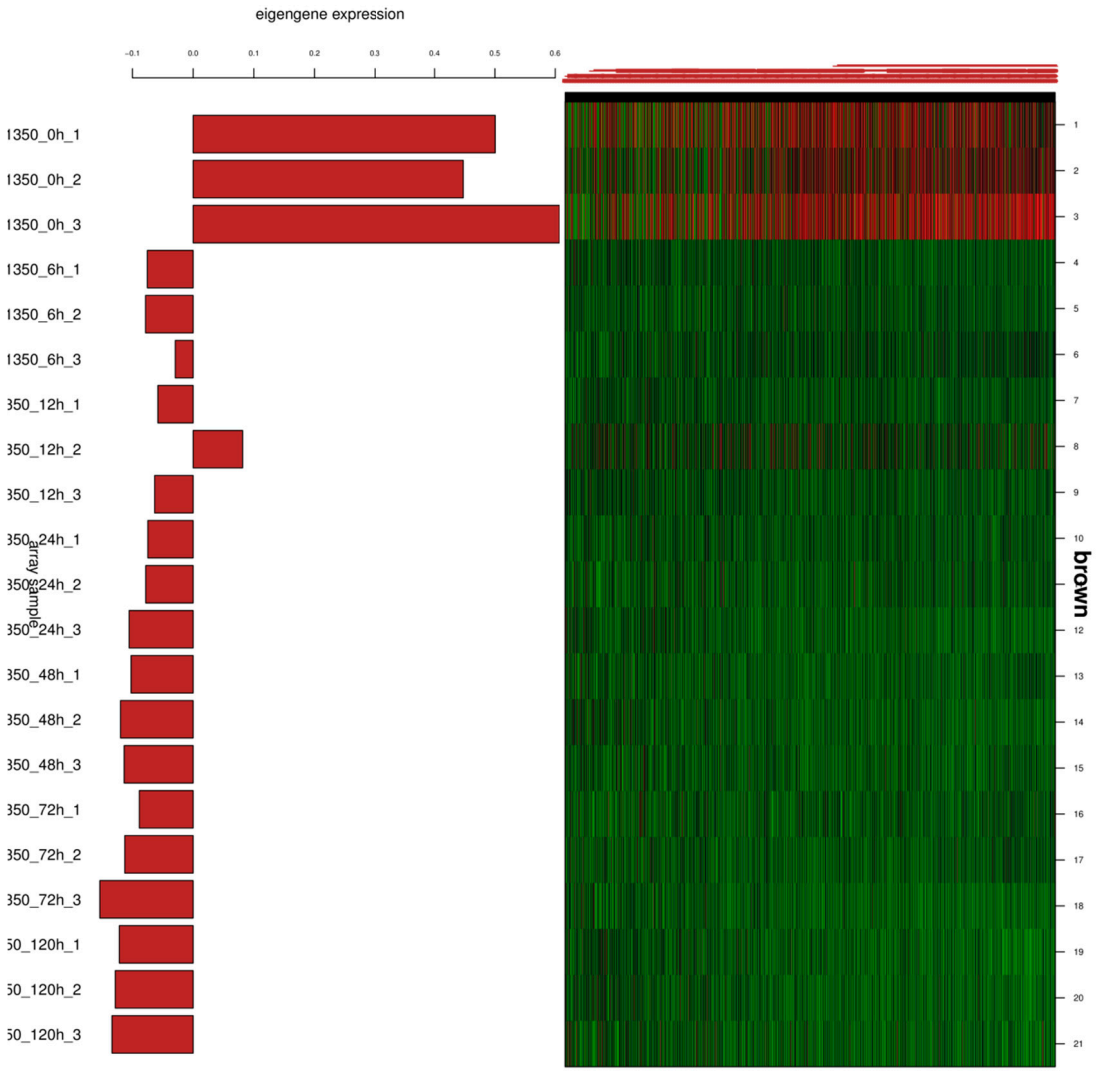
eigengene expression
−0.1
0.0
0.1
0.2
0.3
0.4
0.5
0.6
1350_0h_1
1350_0h_2
1350_0h_3
1350_6h_1
1350_6h_2
1350_6h_3
350_12h_1
350_12h_2
350_12h_3
350_24h_1
350_24h_2
350_24h_3
350_48h_1
350_48h_2
350_48h_3
350_72h_1
350_72h_2
350_72h_3
50_120h_1
50_120h_2
50_120h_3
sample_array
brown
1
2
3
4
5
6
7
8
9
10
12
13
14
15
16
17
18
19
20
21

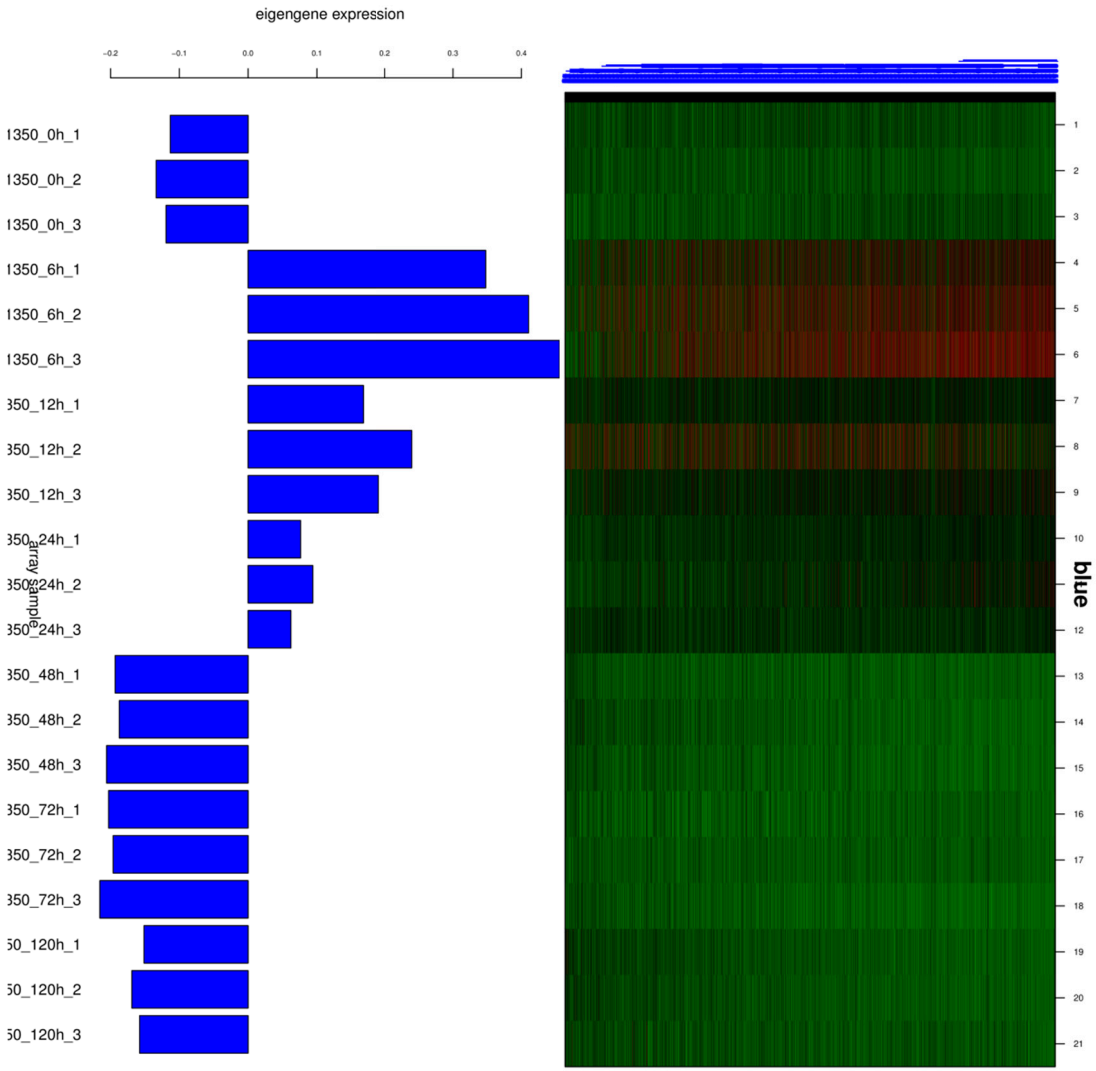
eigengene expression
-0.2
-0.1
0.0
0.1
0.2
0.3
0.4
1350_0h_1
1350_0h_2
1350_0h_3
1350_6h_1
1350_6h_2
1350_6h_3
350_12h_1
350_12h_2
350_12h_3
350_24h_1
350_24h_2
350_24h_3
350_48h_1
350_48h_2
350_48h_3
350_72h_1
350_72h_2
350_72h_3
50_120h_1
50_120h_2
50_120h_3
Array sample
blue
1
2
3
4
5
6
7
8
9
10
12
13
14
15
16
17
18
19
20
21

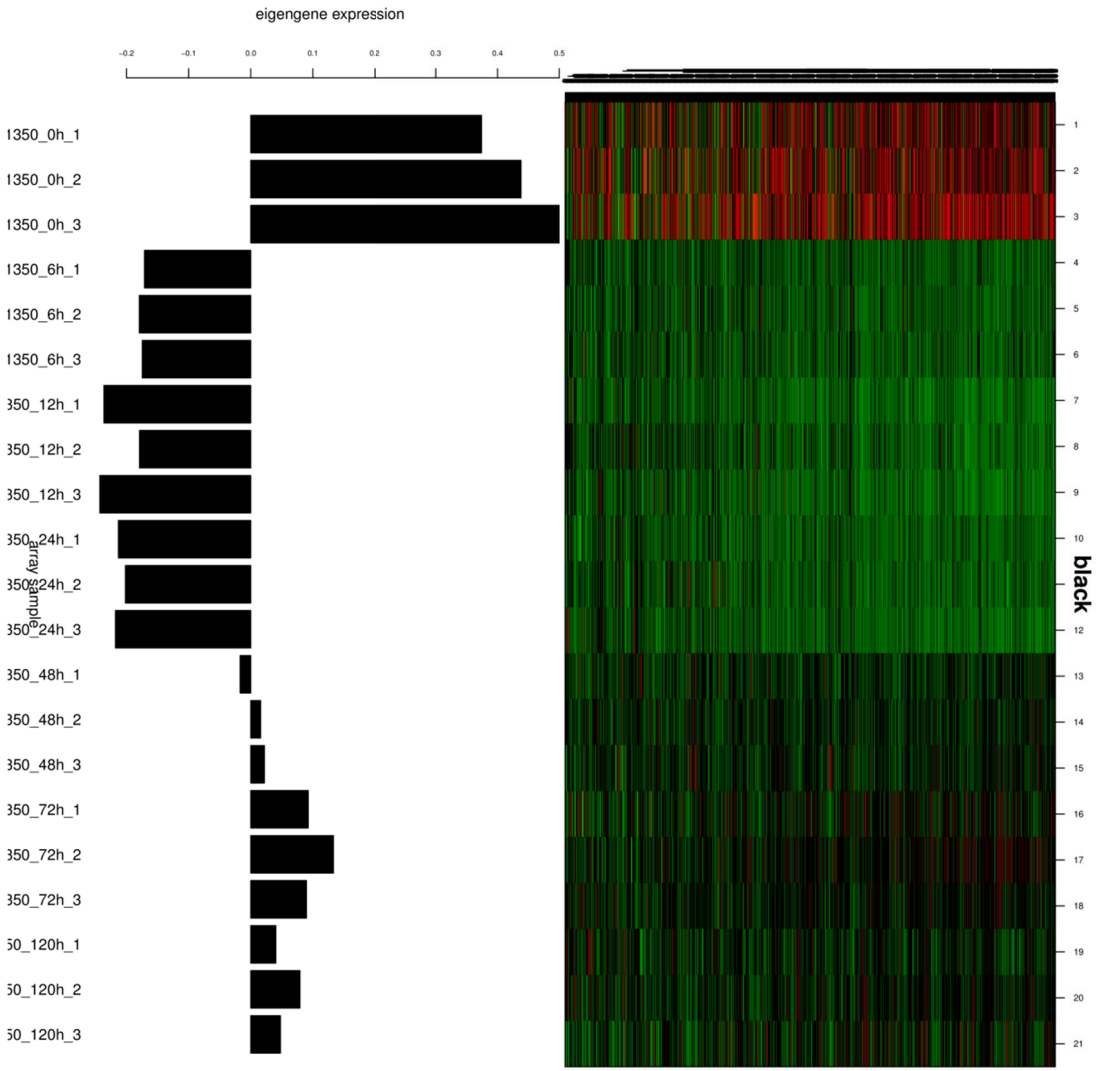
eigengene expression
−0.2
−0.1
0.0
0.1
0.2
0.3
0.4
0.5
1350_0h_1
1350_0h_2
1350_0h_3
1350_6h_1
1350_6h_2
1350_6h_3
350_12h_1
350_12h_2
350_12h_3
350_24h_1
350_24h_2
350_24h_3
350_48h_1
350_48h_2
350_48h_3
350_72h_1
350_72h_2
350_72h_3
50_120h_1
50_120h_2
50_120h_3
array sample
black
1
2
3
4
5
6
7
8
9
10
12
13
14
15
16
17
18
19
20
21

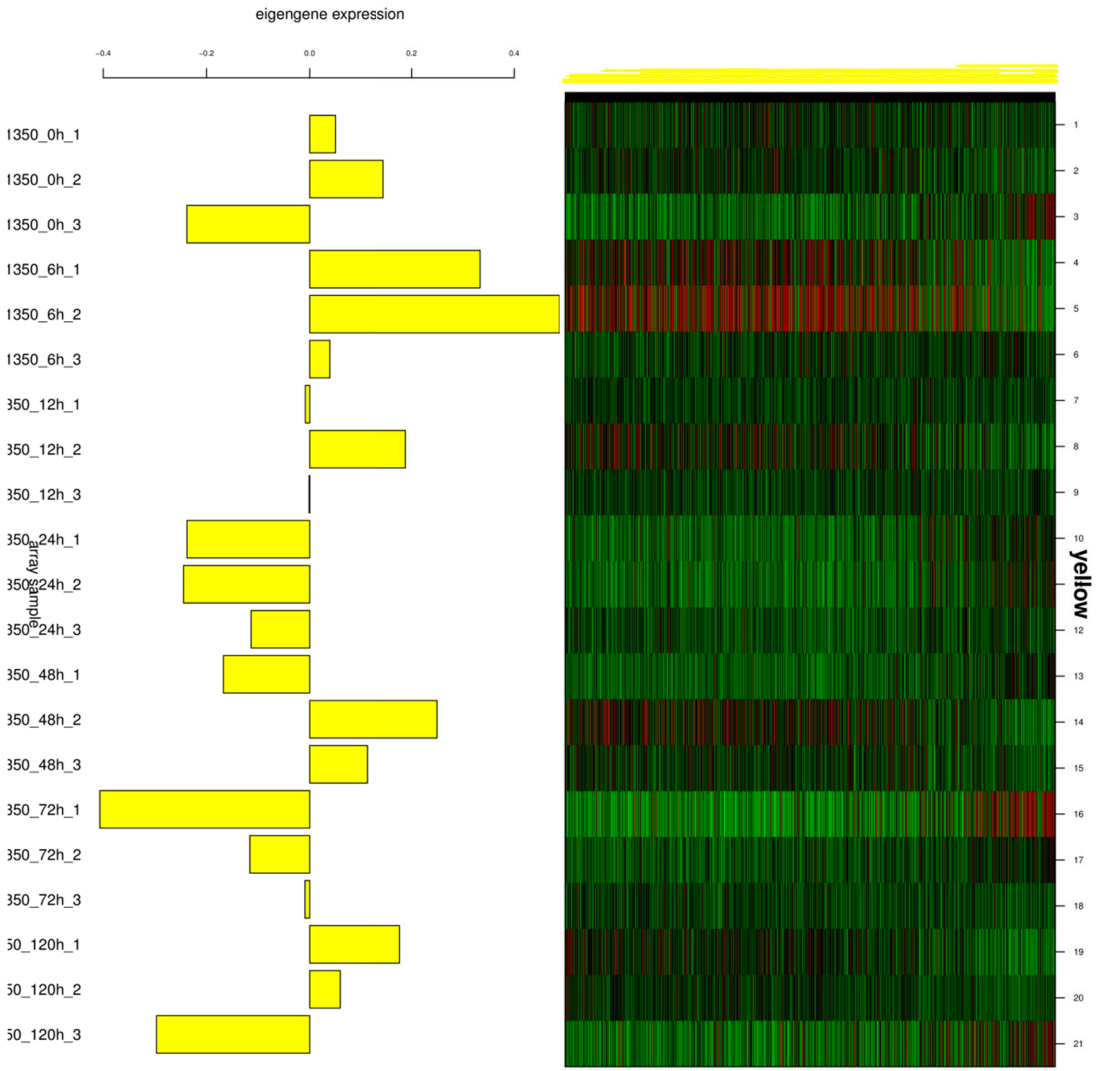
eigengene expression
−0.4
−0.2
0.0
0.2
0.4
1350_0h_1
1350_0h_2
1350_0h_3
1350_6h_1
1350_6h_2
1350_6h_3
350_12h_1
350_12h_2
350_12h_3
350_24h_1
350_24h_2
350_24h_3
350_48h_1
350_48h_2
350_48h_3
350_72h_1
350_72h_2
350_72h_3
50_120h_1
50_120h_2
50_120h_3
array sample
yellow
1
2
3
4
5
6
7
8
9
10
12
13
14
15
16
17
18
19
20
21

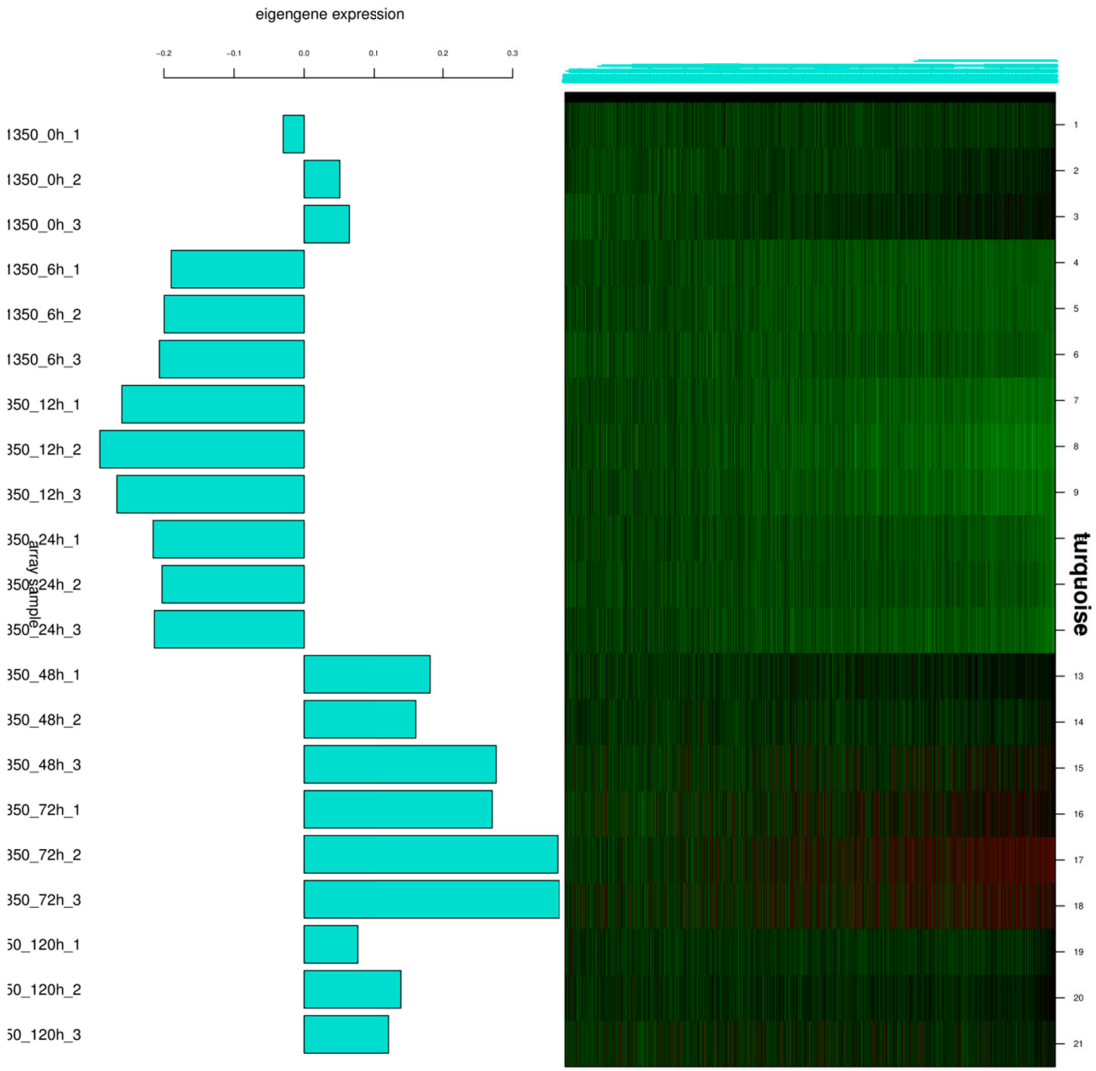
eigengene expression
-0.2
-0.1
0.0
0.1
0.2
0.3
1350_0h_1
1350_0h_2
1350_0h_3
1350_6h_1
1350_6h_2
1350_6h_3
350_12h_1
350_12h_2
350_12h_3
350_24h_1
350_24h_2
350_24h_3
350_48h_1
350_48h_2
350_48h_3
350_72h_1
350_72h_2
350_72h_3
50_120h_1
50_120h_2
50_120h_3
array sample
turquoise
1
2
3
4
5
6
7
8
9
13
14
15
16
17
18
19
20
21

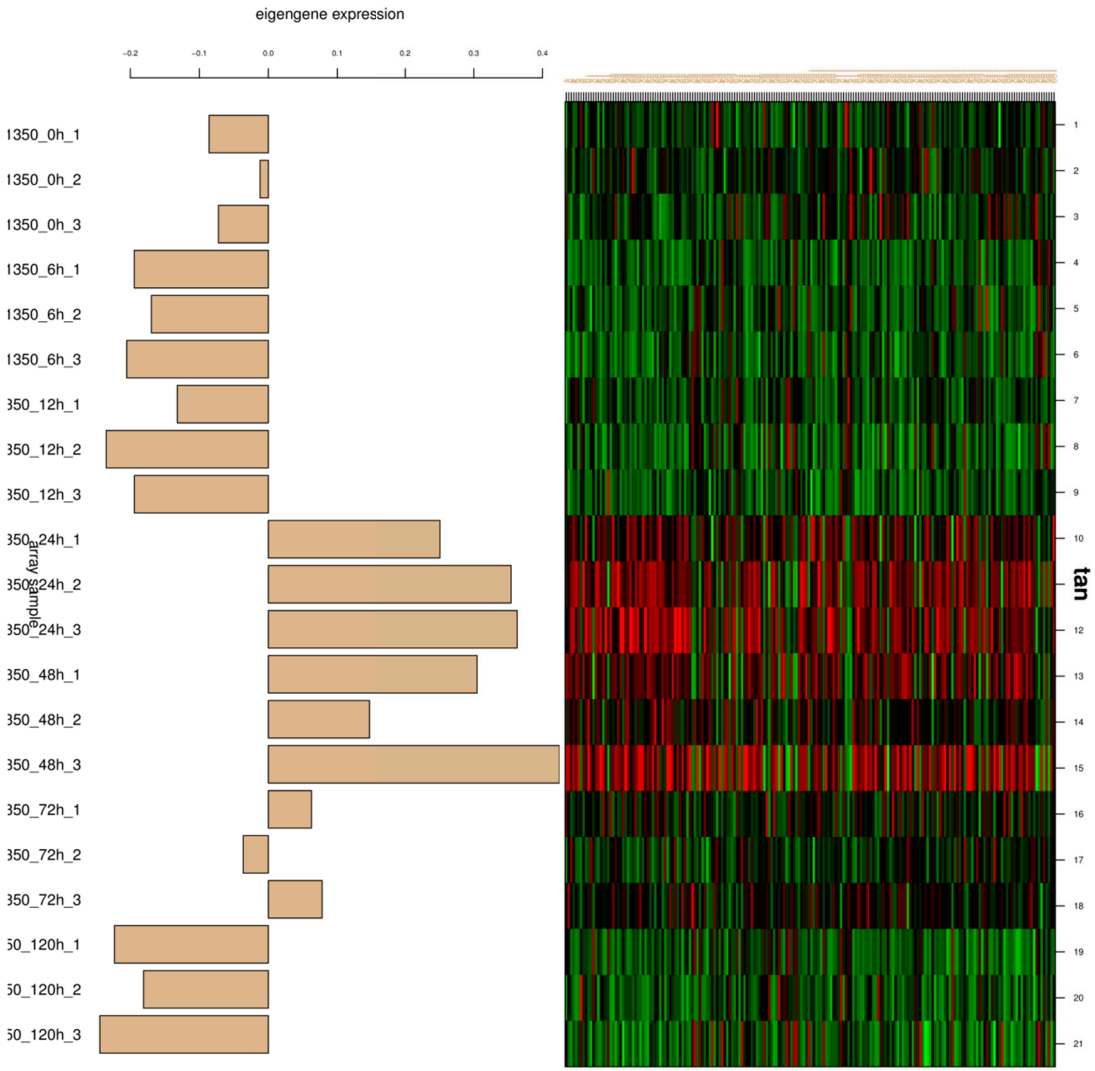
eigengene expression
−0.2
−0.1
0.0
0.1
0.2
0.3
0.4
1350_0h_1
1350_0h_2
1350_0h_3
1350_6h_1
1350_6h_2
1350_6h_3
350_12h_1
350_12h_2
350_12h_3
350_24h_1
350_24h_2
350_24h_3
350_48h_1
350_48h_2
350_48h_3
350_72h_1
350_72h_2
350_72h_3
50_120h_1
50_120h_2
50_120h_3
sample (array)
1
2
3
4
5
6
7
8
9
10
11
12
13
14
15
16
17
18
19
20
21
tan