Two sample MR report

F1 against aparc-DKTatlas_lh_volume_precuneus || id:ubm-b-460

Date: **06 febbraio, 2025**

Results from two sample MR:

method	nsnp	b	se	pval
MR Egger	14	0.0108084	0.0068651	0.1413763
Weighted median	14	0.0090638	0.0047150	0.0545633
Inverse variance weighted	14	0.0096465	0.0031848	0.0024542
Simple mode	14	0.0127489	0.0075865	0.1167203
Weighted mode	14	0.0091595	0.0047728	0.0771928

Heterogeneity tests

method	Q	Q_df	Q_pval
MR Egger	13.16429	12	0.3572136
Inverse variance weighted	13.20523	13	0.4320874

Test for directional horizontal pleiotropy

egger_intercept	se	pval
-0.0013642	0.0070617	0.8500483

Test that the exposure is upstream of the outcome

snp_r2.exposure	snp_r2.outcome	correct_causal_direction	steiger_pval
0.0123869	0.0007046	TRUE	0.000515

Note - R^2 values are approximate

Forest plot of single SNP MR

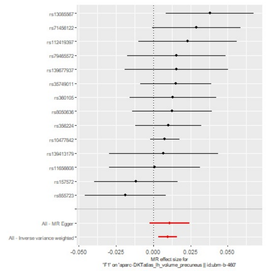

Comparison of results using different MR methods

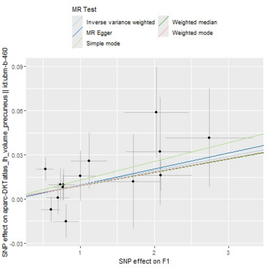

Funnel plot

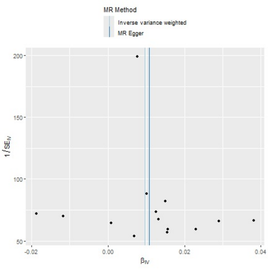

Leave-one-out sensitivity analysis

