A

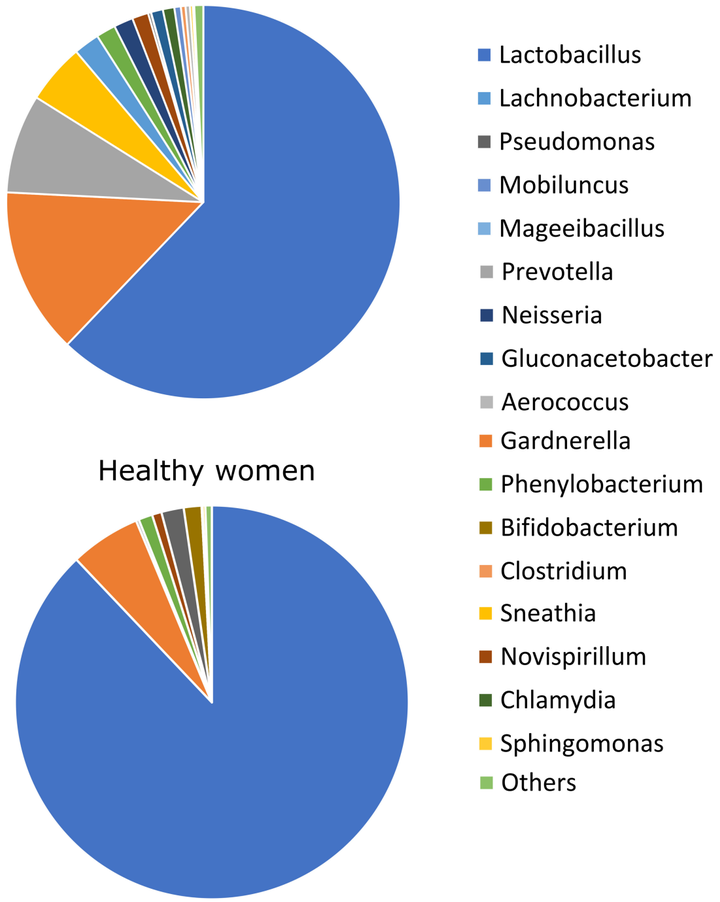

B

	% of women (no. of women [*n*])		
Community state type	***C. trachomatis*-positive women (*n*=39)**	**Healthy women (*n*=99)**	***p* values**
CST-I (*L. crispatus*)	25.64 (10)	56.57 (56)	0.001
CST-II (*L. gasseri*)	0.00 (0)	17.17 (17)	0.003
CST-III (*L. iners*)	35.89 (14)	20.20 (20)	N.S.
CST-IV (anaerobic bacteria)	38.46 (15)	6.06 (6)	0.000002

CST, Community State Type

C

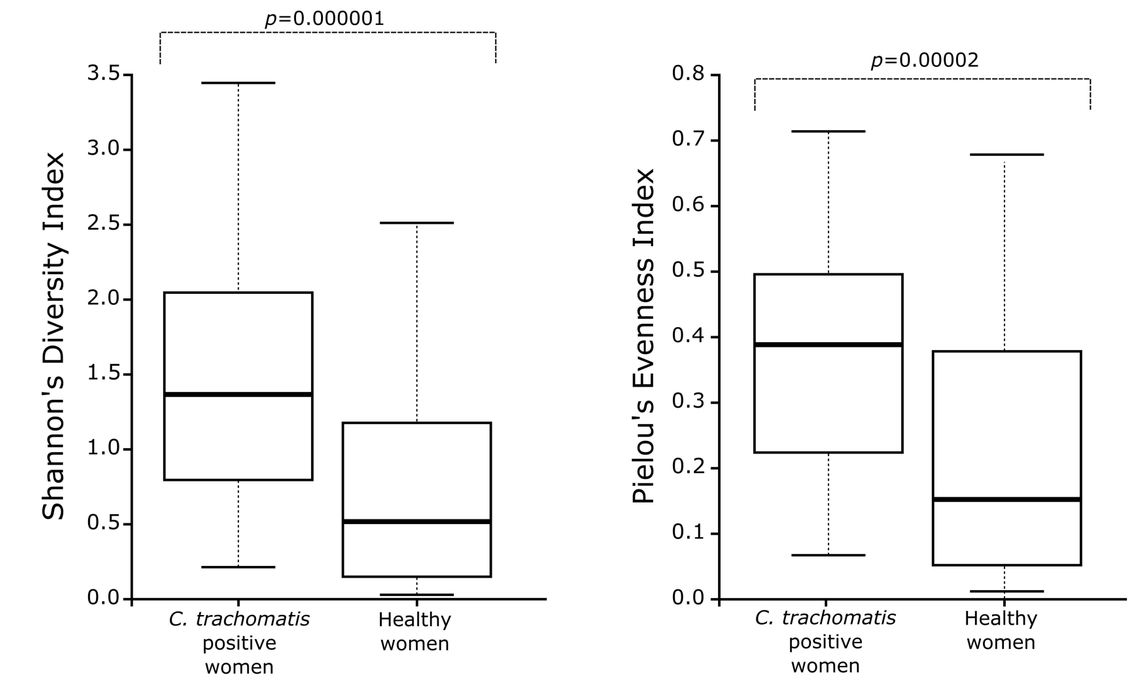

D

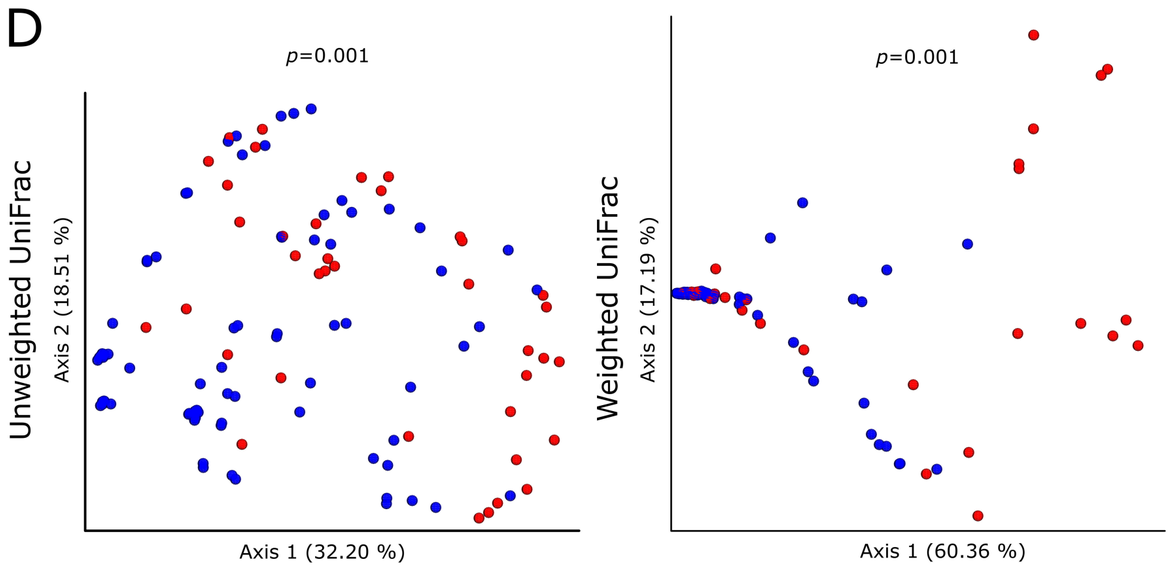

Figure S1. Cervicovaginal microbiota characteristics in *C. trachomatis*-positive women and healthy controls. (**A**) Schematic composition at the genus level of the main bacterial species; (**B**) classification of the cervicovaginal microbiota of *C. trachomatis*-positive women and healthy controls in the respective CSTs; (**C**) Shannon's and Pielou's evenness indexes as measures of alpha-diversity within groups; (**D**) Principal coordinate analysis of Unweighted and weighted UniFrac as measures of beta diversity between groups. Each circle represents the cervicovaginal microbiota of each woman.