# Characterization of Lipid Production in *Chlorella* sp. Cultivated in Different Plant Fertilizers

**Bipasha Chakrabarty [1,2], Łukasz Barczak [2], Paulina Rusanowska [2,*], Magda Dudek [2] and Marcin Zieliński [2]**

[1] Department of Chemistry, Università Degli Studi di Bari Aldo Moro, 70126 Bari, Italy
[2] Department of Environmental Engineering, Faculty of Geoengineering, University of Warmia and Mazury in Olsztyn, 10-720 Olsztyn, Poland
* Correspondence: paulina.jaranowska@uwm.edu.pl

## Supplementary Materials

**Table S1.** Composition of MIKRO Plus micronutrients

| Compound | Content (%) |
|---|---|
| Boron (acid form) | 0.2 |
| Copper (chelated by EDTA) | 0.1 |
| Iron (chelated by EDTA) | 2.0 |
| Manganese (chelated by EDTA) | 0.8 |
| Molybdenum (in form of ammonium salt) | 0.05 |
| Zinc (chelated by EDTA) | 0.3 |

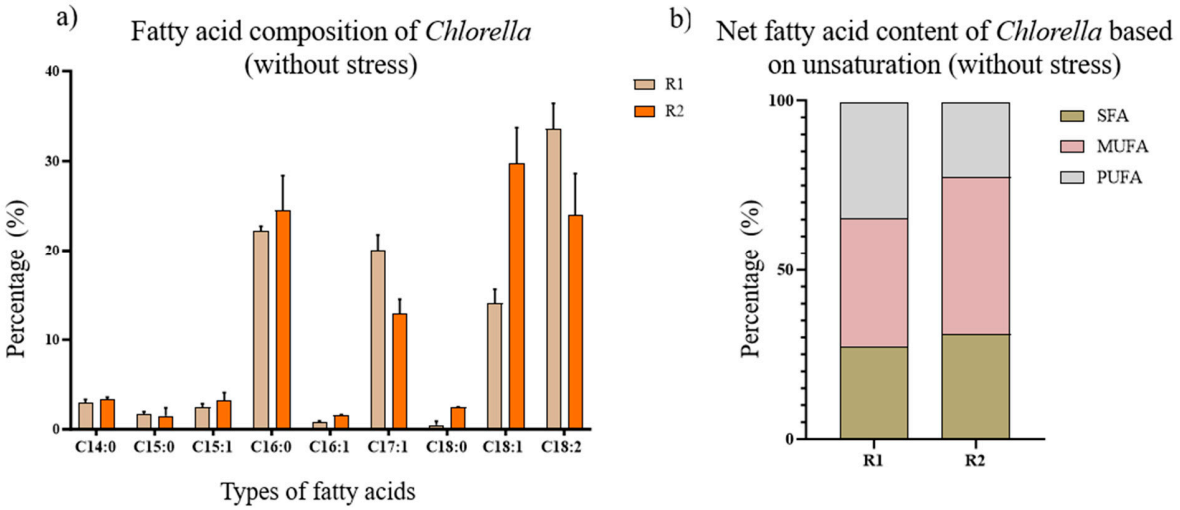


**Figure S1.** Fatty acid composition in R1 and R2 in the first stage of the study; a) Variation in types of FAMEs in R1 and R2. b) Variation in net fatty acid composition in R1 and R2.

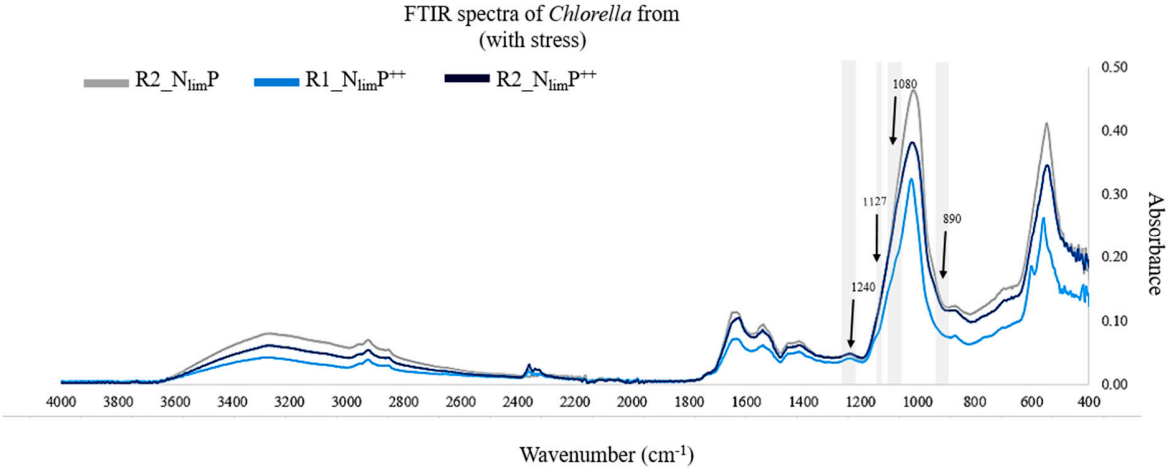


**Figure S2.** FTIR spectra of dried Chlorella sp. biomass under different conditions.

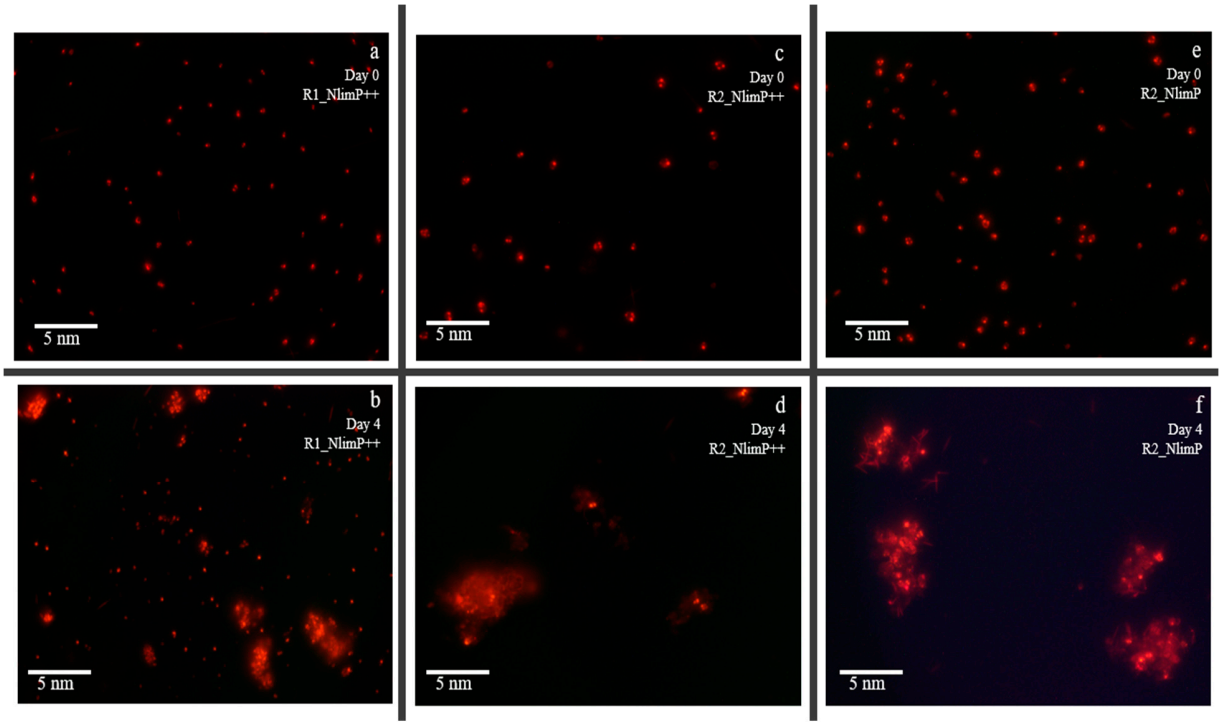


**Figure S3.** Fluorescence microscopic image of Chlorella sp. on the starting and end day of stressed cultivation.