Suppurting Information

Structural Health Monitoring of Repairs in Carbon Fiber-reinforced Polymer Composites by MWCNT-based Multiscale Sensors

Wenlong Hu[1], Zijie Sun[2], Lulu Yang[1], Shuzheng Zhang[1], Fangxin Wang[3], Bin Yang[1], Yu Cang[1]*

[1]School of Aerospace Engineering and Applied Mechanics, Tongji University, Shanghai 200092, PR China;

[2]Beijing Spacecrafts, China Academy of Space Technology, Beijing 100094, PR China;

[3]College of Architectural Science and Engineering, Yangzhou University, Yangzhou 225127, PR China.

*Correspondence: yucang@tongji.edu.cn



Figure S1. The high-resolution scanning electron microscopy image of MWCNTs.

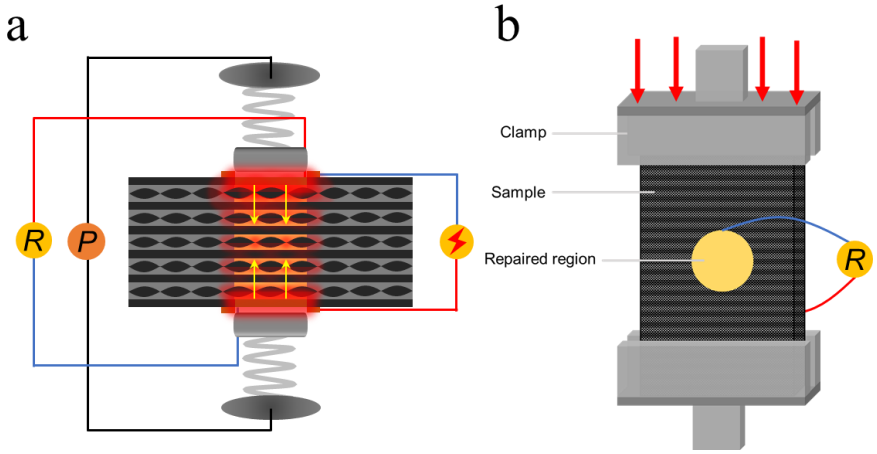

Figure S2. The schematic of in situ monitoring in repair process (a) and compression tests (b).



Figure S3. The clamping mode of CFRPs in compression tests.

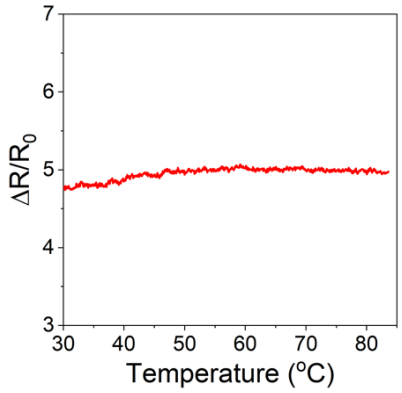

Figure S4. $\Delta R/R_0$ as a function of curing temperature of repaired panel.

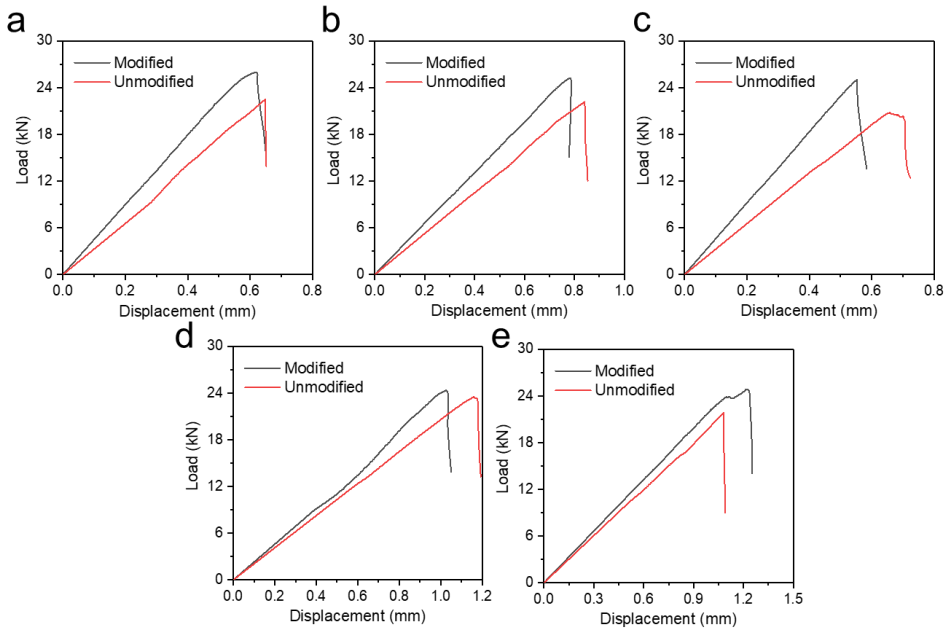

Figure S5. Load-displacement curves of repaired panels in compression tests. (a) Mode-I; (b) Mode-II; (c) Mode-III; (d) Mode-IV; (d) Mode-V.

Table S1. The delamination size and pattern shape.

Specimens	Diameter of delamination (mm)	Schematic Diagram
Mode-I	D=17.6	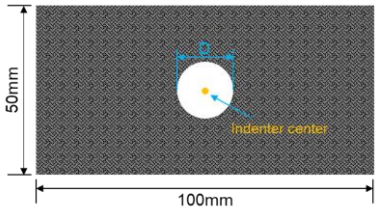
Mode-II	D=23.5	
Mode-III	D=28.3	
Mode-IV	D_1=23.5 D_2=23.5	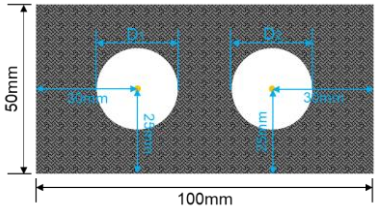
Mode-V	D_1=24.0 D_2=18.6	