can / configuration 1 / local evaluation grid

Normal / FP decrease / config 1
005_shift_2.png



Ground truth / 0 defect pixels



Base / FP 635 / FN 0
FPR 2.75%



TRAC / FP 622 / FN 0
FPR 2.70%



Normal / FP increase / config 1
005_shift_1.png



Ground truth / 0 defect pixels



Base / FP 400 / FN 0
FPR 1.73%



TRAC / FP 419 / FN 0
FPR 1.82%



Anomaly / recall decrease / config 1
012_overexposed.png



Ground truth / 11 defect pixels



Base / FP 0 / FN 11
P 0.00% / R 0.00%



TRAC / FP 0 / FN 11
P 0.00% / R 0.00%



Anomaly / recall increase / config 1
008_regular.png



Ground truth / 14 defect pixels



Base / FP 419 / FN 6
P 1.87% / R 57.14%



TRAC / FP 422 / FN 5
P 2.09% / R 64.29%

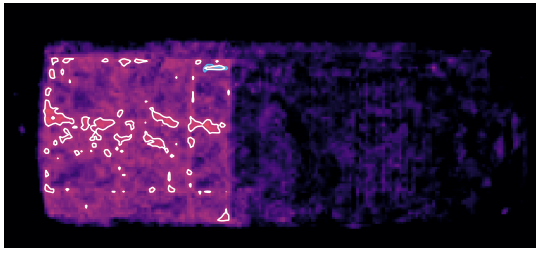

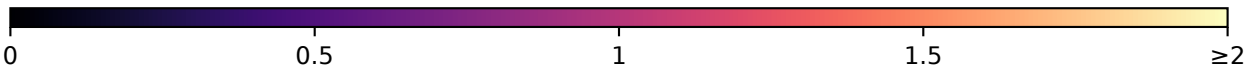

Calibrated score / source threshold (white contour = 1, cyan = GT)