can / representative configurations / local evaluation grid

Normal / FP decrease / config 2
005_shift_2.png



Ground truth / 0 defect pixels



Base / FP 655 / FN 0
FPR 2.84%



TRAC / FP 638 / FN 0
FPR 2.77%



Normal / FP increase / config 0
005_shift_1.png



Ground truth / 0 defect pixels



Base / FP 380 / FN 0
FPR 1.65%



TRAC / FP 400 / FN 0
FPR 1.73%



Anomaly / recall decrease / config 0
012_overexposed.png



Ground truth / 11 defect pixels



Base / FP 0 / FN 10
P 100.00% / R 9.09%



TRAC / FP 0 / FN 11
P 0.00% / R 0.00%



Anomaly / recall increase / config 2
008_regular.png



Ground truth / 14 defect pixels



Base / FP 442 / FN 5
P 2.00% / R 64.29%



TRAC / FP 446 / FN 4
P 2.19% / R 71.43%

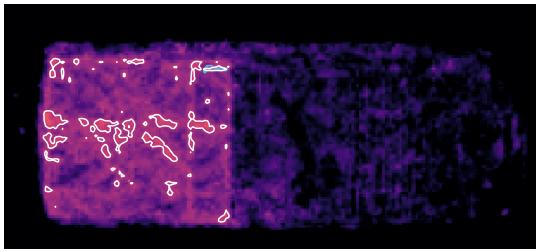

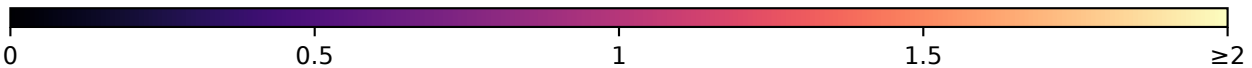

Calibrated score / source threshold (white contour = 1, cyan = GT)