Supplementary Information

Epoxy resin/ionic liquid composite as promising coating material with improved toughness and antibiofilm activity

Sergiy Rogalsky [1]*, Olena Moshynets [2], Oleg Dzhuzha [1], Yevheniia Lobko [3], Anastasiia Hubina [4], Alina Madalina Darabut [3], Yaroslav Romanenko [5], Oksana Tarasyuk [1], and Geert Potters [6,7]

[1] V.P. Kukhar Institute of Bioorganic Chemistry and Petrochemistry of the NAS of Ukraine, Kyiv 02160, Ukraine; sergey.rogalsky@gmail.com; dzhuzha.oleg@gmail.com; oksanatarasyuk1201@gmail.com
[2] Institute of Molecular Biology and Genetics of the NAS of Ukraine, Kyiv 03680, Ukraine; moshynets@gmail.com
[3] Charles University, *Prague 180 00, Czech Republic;* lobkoeugenia@gmail.com; alina.darabut@mff.cuni.cz
[4] University of Chemistry and Technology (UCT) Prague, Prague 166 28, Czech Republic; Hubina@vscht.cz
[5] V. Bakul Institute for Superhard Materials of NAS of Ukraine, Kyiv 04074, Ukraine; jarlo1@ukr.net
[6] Antwerp Maritime Academy, Antwerp 2030, Belgium; geert.potters@hzs.be
[7] University of Antwerp, Antwerp, Belgium 2020; geert.potters@hzs.be
* Correspondence: sergey.rogalsky@gmail.com (S.R.) Tel.: +38 098 4517569

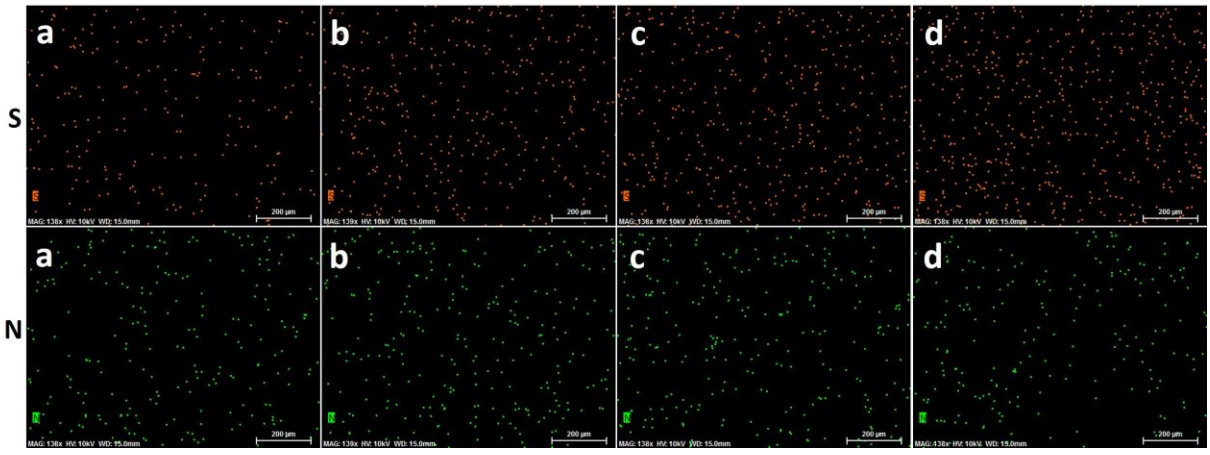

Figure S1. EDX mapping of Sulfur (magenta) and Nitrogen (blue) for DER 331 (a) and DER 331/$C_{12}C_1$IM-DBS composites containing 10% (b), 20% (c), and 30% (d) of ionic liquid.

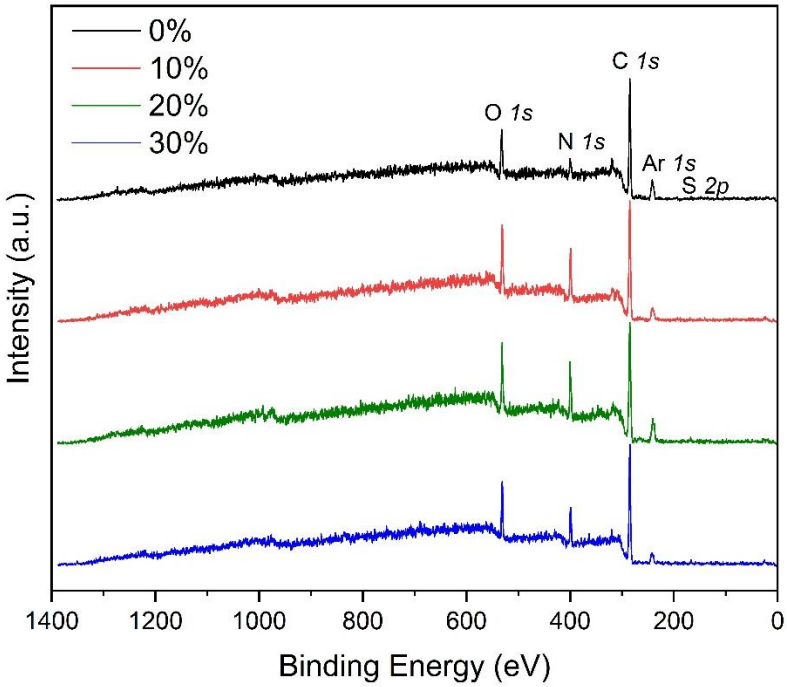

Figure S2. XPS survey spectra for DER 331 (a) and DER 331/$C_{12}C_1$IM-DBS composites containing 10% (b), 20% (c), and 30% (d) of ionic liquid.

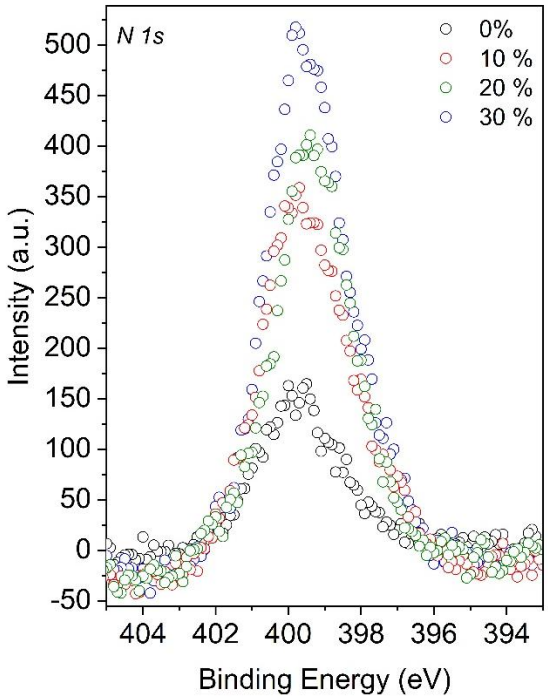

Figure S3. XPS N 1s core level spectra for DER 331 (a) and DER 331/$C_{12}C_1$IM-DBS composites containing 10% (b), 20% (c), and 30% (d) of ionic liquid.