β-Cyclodextrin-Modified Cotton Fabric for Medical and Hospital Applications With Photodynamic Antibacterial Activity Using Methylene Blue

Helen Beraldo Firmino [1], Emilly Karoline Tonini Silva Volante [1], Ana Claudia Pedrozo da Silva [2], Fabio Alexandre Pereira Scacchetti [2], Manuel José Lis [3]*, Meritxell Martí [3], Siddanth Saxena [3], André Luiz Tessaro [1,2] and Fabrício Maestá Bezerra [1,]*

[1] Post-Graduation Program in Materials Science and Engineering, Federal University of Technology – Paraná, 86812-460, Apucarana, Brazil

[2] Research Group of Active Materials, Federal University of Technology – Paraná, 86812-460, Apucarana, Brazil

[3] INTEXTER-UPC, Terrassa, 0822 Barcelona, Spain

* Correspondence: E-mail: manuel-jose.lis@upc.edu (M.J.L.); fabriciom@utfpr.edu.br (F.M.B.)

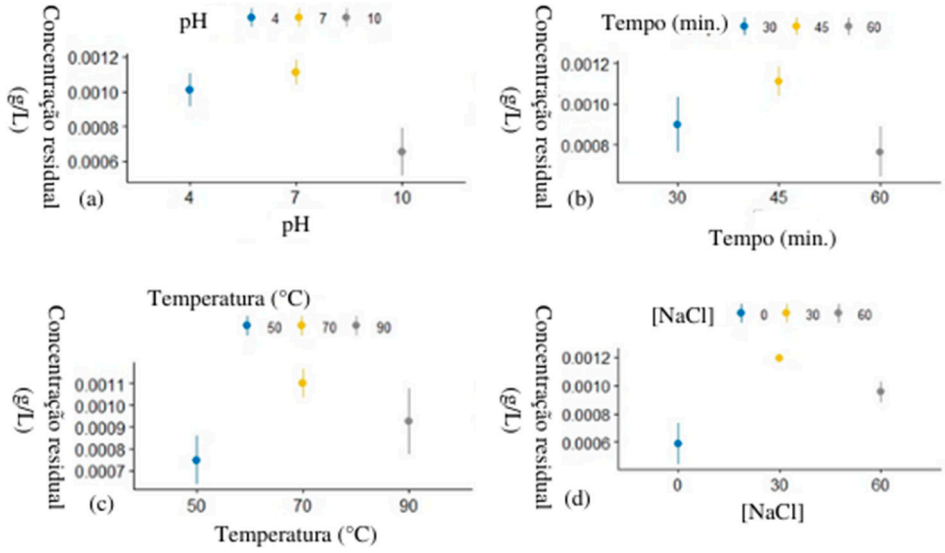

Figure S1. Means and standard deviations of residual dye concentration on each level of variables in the study: (a) pH, (b) time (min.), (c) Temperature and (d) NaCl concentration.

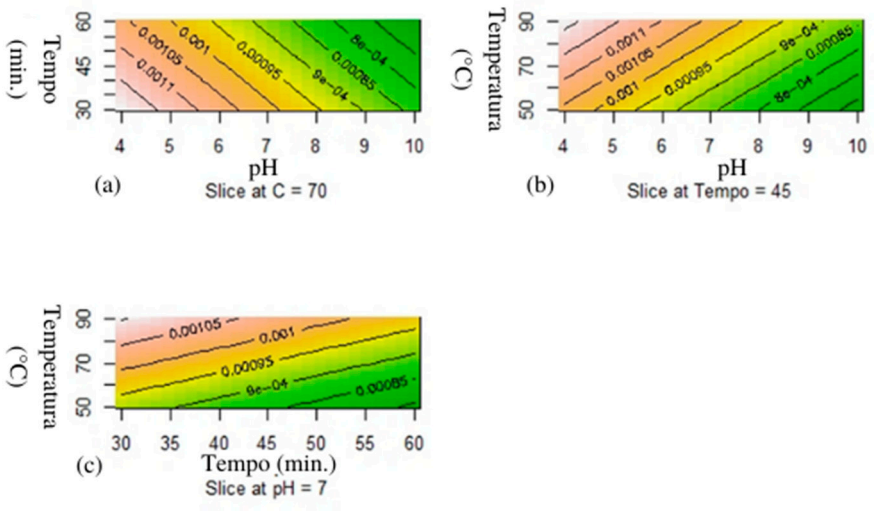

Figure S2. Contour plots for the fitted model (a) split at 70°C, (b) split at 45 minutes, and (c) split at pH 7.

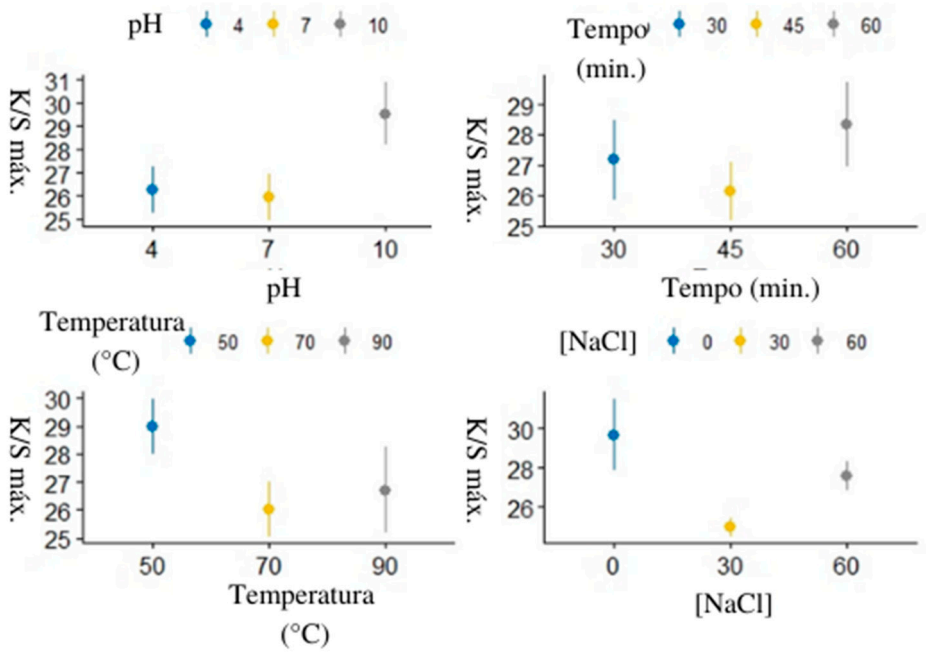

Figure S3. Means and standard deviations of K/S on each level of variables in the study: (a) pH, (b) time (min.), (c) Temperature and (d) NaCl concentration.

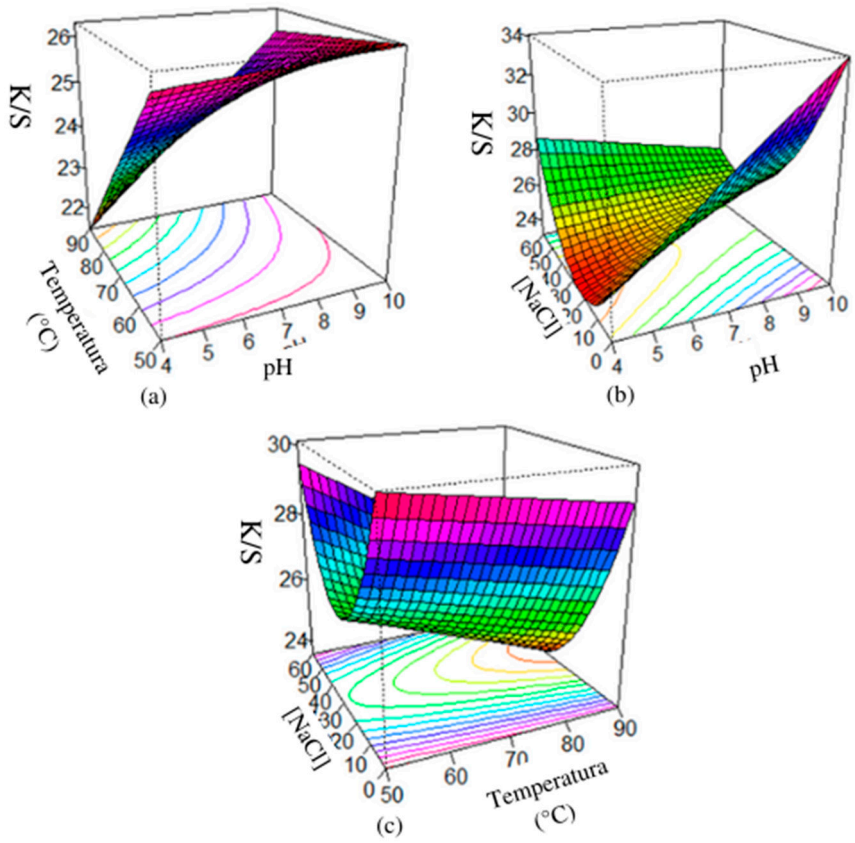

Figure S4. Fitted effects on K/S of interactions in the model for samples dyed with MB, (a) fixed at NaCl concentration [45 g/L], (b) fixed at temperature 70°C and (c) fixed at pH 7.