Figure S1: The whole Western blot figures.

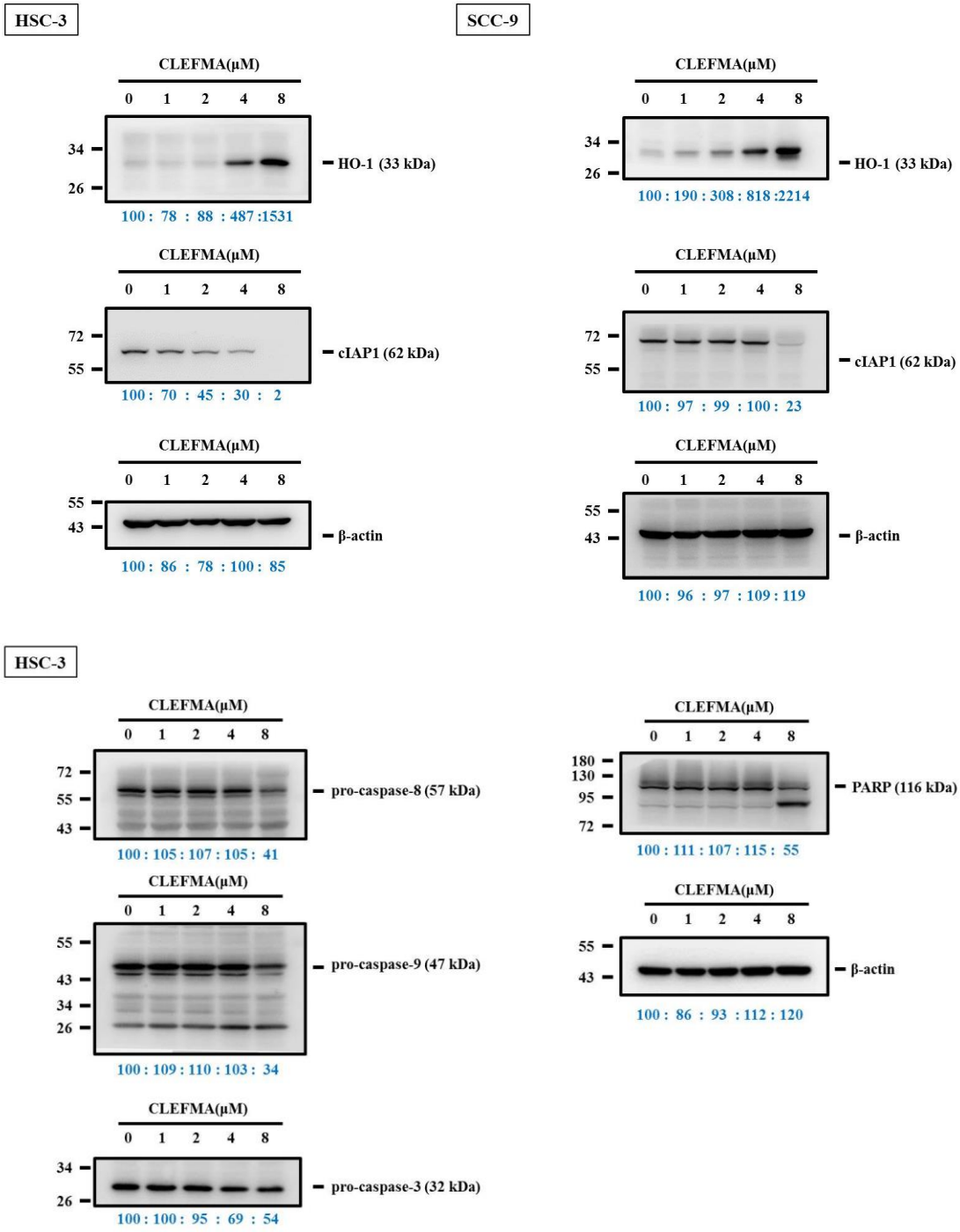

HSC-3

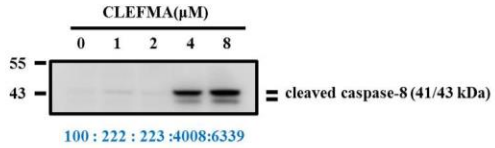
CLEFMA(μM)
0 1 2 4 8
55
43
cleaved caspase-8 (41/43 kDa)
100 : 222 : 223 :4008:6339

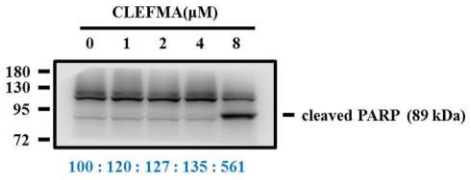
CLEFMA(μM)
0 1 2 4 8
180
130
95
72
cleaved PARP (89 kDa)
100 : 120 : 127 : 135 : 561


CLEFMA(μM)
0 1 2 4 8
34
26
cleaved caspase-9 (34 kDa)
100 : 135 : 131 : 242 : 254

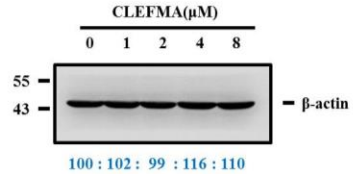
CLEFMA(μM)
0 1 2 4 8
55
43
β-actin
100 : 102 : 99 : 116 : 110

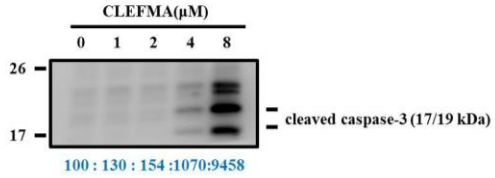
CLEFMA(μM)
0 1 2 4 8
26
17
cleaved caspase-3 (17/19 kDa)
100 : 130 : 154 :1070:9458

SCC-9

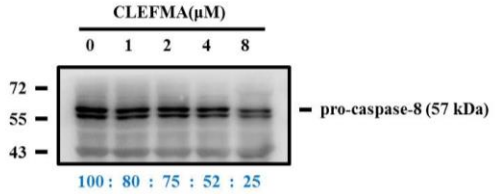
CLEFMA(μM)
0 1 2 4 8
72
55
43
pro-caspase-8 (57 kDa)
100 : 80 : 75 : 52 : 25

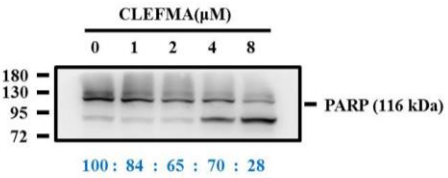
CLEFMA(μM)
0 1 2 4 8
180
130
95
72
PARP (116 kDa)
100 : 84 : 65 : 70 : 28

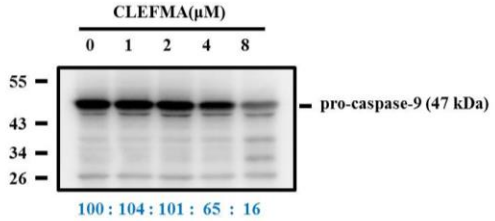
CLEFMA(μM)
0 1 2 4 8
55
43
34
26
pro-caspase-9 (47 kDa)
100 : 104 : 101 : 65 : 16

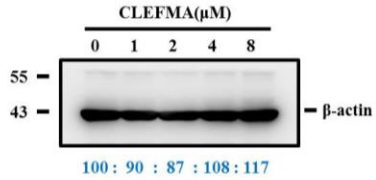
CLEFMA(μM)
0 1 2 4 8
55
43
β-actin
100 : 90 : 87 : 108 : 117

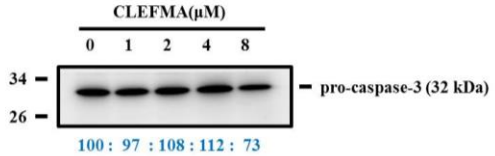
CLEFMA(μM)
0 1 2 4 8
34
26
pro-caspase-3 (32 kDa)
100 : 97 : 108 : 112 : 73

SCC-9

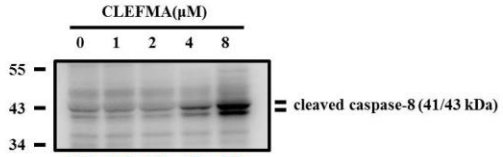
CLEFMA(μM)
0 1 2 4 8
55
43
34
cleaved caspase-8 (41/43 kDa)
100 : 102 : 101 : 173 : 710

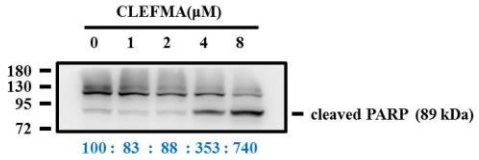
CLEFMA(μM)
0 1 2 4 8
180
130
95
72
cleaved PARP (89 kDa)
100 : 83 : 88 : 353 : 740

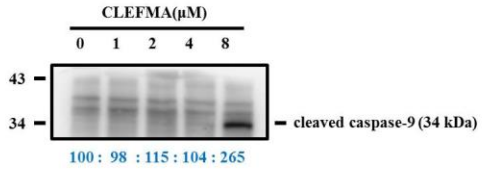
CLEFMA(μM)
0 1 2 4 8
43
34
cleaved caspase-9 (34 kDa)
100 : 98 : 115 : 104 : 265


CLEFMA(μM)
0 1 2 4 8
55
43
β-actin
100 : 84 : 73 : 89 : 98


CLEFMA(μM)
0 1 2 4 8
26
17
cleaved caspase-3 (17/19 kDa)
100 : 119 : 113 : 97 : 396

HSC-3


CLEFMA (μM)
0 1 2 4 8
55
43
34
p-ERK (41/42 kDa)
100 : 282 : 361 : 371 : 339

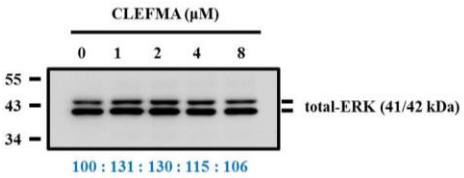
CLEFMA (μM)
0 1 2 4 8
55
43
34
total-ERK (41/42 kDa)
100 : 131 : 130 : 115 : 106

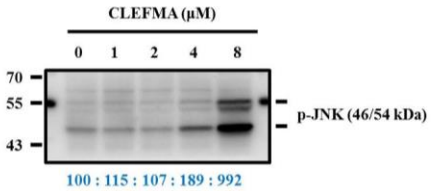
CLEFMA (μM)
0 1 2 4 8
70
55
43
p-JNK (46/54 kDa)
100 : 115 : 107 : 189 : 992


CLEFMA (μM)
0 1 2 4 8
70
55
43
total-JNK (46/54 kDa)
100 : 115 : 114 : 106 : 122

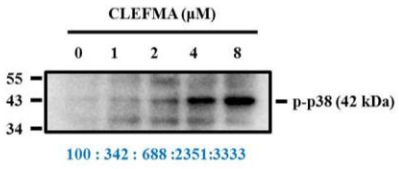
CLEFMA (μM)
0 1 2 4 8
55
43
34
p-p38 (42 kDa)
100 : 342 : 688 :2351:3333

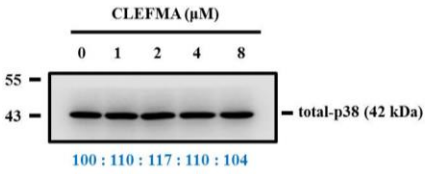
CLEFMA (μM)
0 1 2 4 8
55
43
total-p38 (42 kDa)
100 : 110 : 117 : 110 : 104

SCC-9

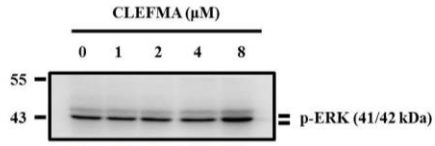

100 : 92 : 88 : 109 : 168

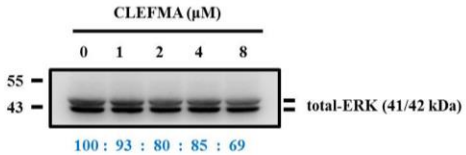

100 : 93 : 80 : 85 : 69

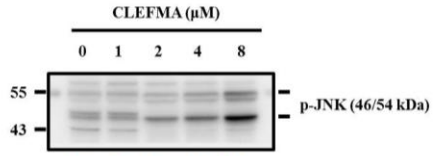

100 : 116 : 120 : 191 : 462

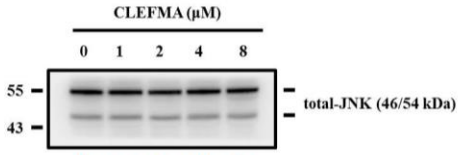

100 : 105 : 80 : 103 : 88

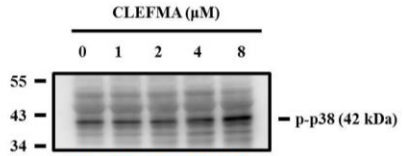

100 : 105 : 107 : 127 : 212

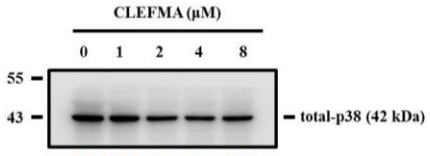

100 : 89 : 63 : 53 : 65

HSC-3

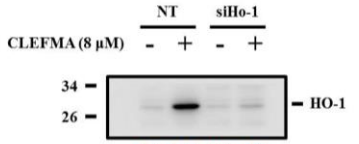

100 :2602: 109 : 176



100 : 87 : 79 : 86



100 : 252 : 149 : 198



100 : 150 : 103 : 108

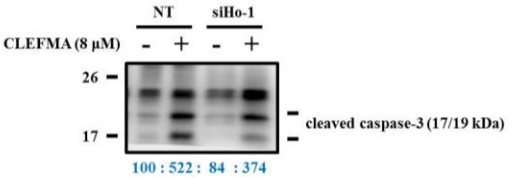

100 : 522 : 84 : 374

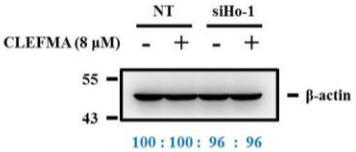

100 : 100 : 96 : 96

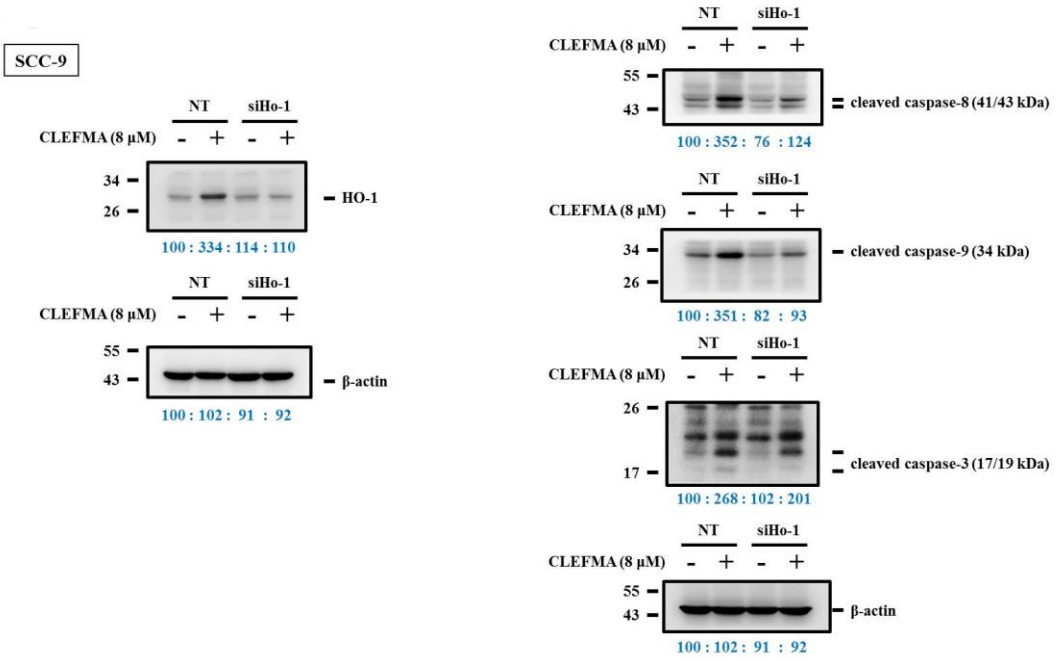
SCC-9
NT
siHo-1
CLEFMA (8 μM) - + - +
34
26
HO-1
100 : 334 : 114 : 110
NT
siHo-1
CLEFMA (8 μM) - + - +
55
43
β-actin
100 : 102 : 91 : 92
NT
siHo-1
CLEFMA (8 μM) - + - +
55
43
cleaved caspase-8 (41/43 kDa)
100 : 352 : 76 : 124
NT
siHo-1
CLEFMA (8 μM) - + - +
34
26
cleaved caspase-9 (34 kDa)
100 : 351 : 82 : 93
NT
siHo-1
CLEFMA (8 μM) - + - +
26
17
cleaved caspase-3 (17/19 kDa)
100 : 268 : 102 : 201
NT
siHo-1
CLEFMA (8 μM) - + - +
55
43
β-actin
100 : 102 : 91 : 92

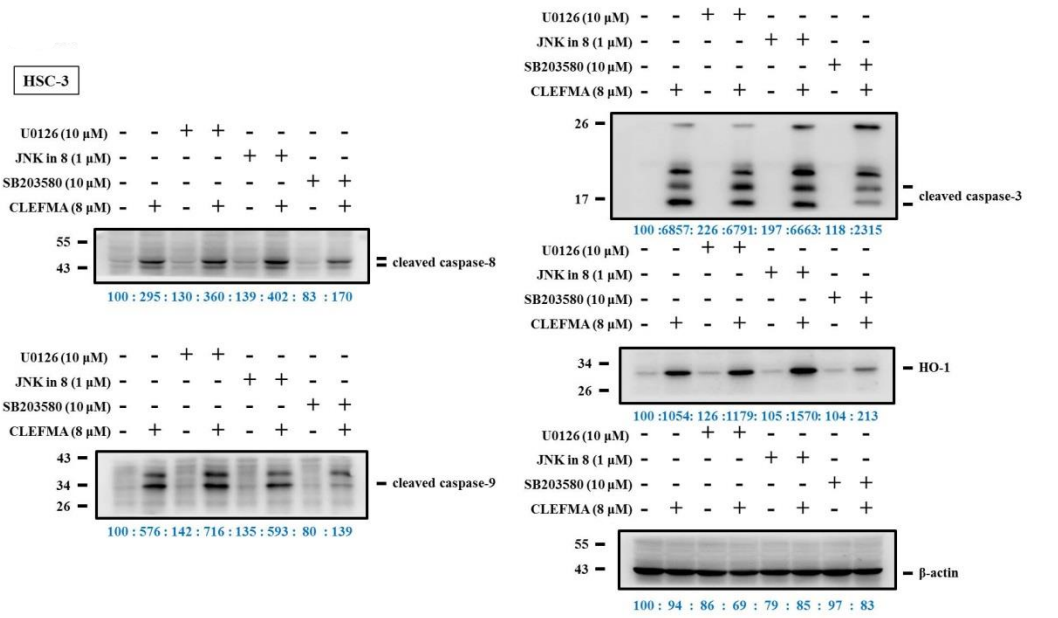
HSC-3
U0126 (10 μM) - - + + - - - -
JNK in 8 (1 μM) - - - - + + - -
SB203580 (10 μM) - - - - - - + +
CLEFMA (8 μM) - + - + - + - +
55
43
cleaved caspase-8
100 : 295 : 130 : 360 : 139 : 402 : 83 : 170
U0126 (10 μM) - - + + - - - -
JNK in 8 (1 μM) - - - - + + - -
SB203580 (10 μM) - - - - - - + +
CLEFMA (8 μM) - + - + - + - +
43
34
26
cleaved caspase-9
100 : 576 : 142 : 716 : 135 : 593 : 80 : 139
U0126 (10 μM) - - + + - - - -
JNK in 8 (1 μM) - - - - + + - -
SB203580 (10 μM) - - - - - - + +
CLEFMA (8 μM) - + - + - + - +
26
17
cleaved caspase-3
100 :6857: 226 :6791: 197 :6663: 118 :2315
U0126 (10 μM) - - + + - - - -
JNK in 8 (1 μM) - - - - + + - -
SB203580 (10 μM) - - - - - - + +
CLEFMA (8 μM) - + - + - + - +
34
26
HO-1
100 :1054: 126 :1179: 105 :1570: 104 : 213
U0126 (10 μM) - - + + - - - -
JNK in 8 (1 μM) - - - - + + - -
SB203580 (10 μM) - - - - - - + +
CLEFMA (8 μM) - + - + - + - +
55
43
β-actin
100 : 94 : 86 : 69 : 79 : 85 : 97 : 83

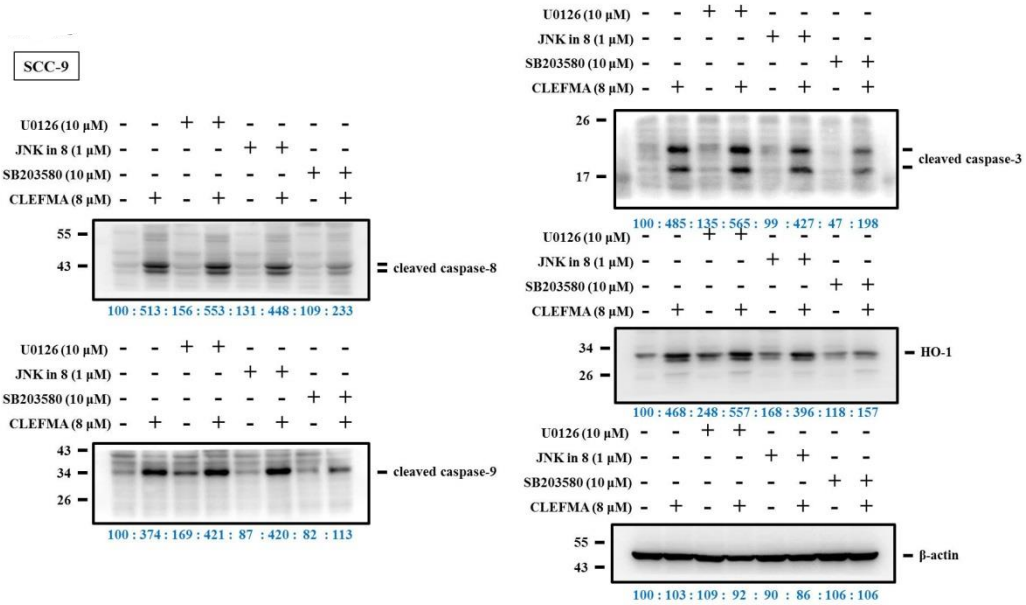
SCC-9
U0126 (10 μM) - - + + - - - -
JNK in 8 (1 μM) - - - - + + - -
SB203580 (10 μM) - - - - - - + +
CLEFMA (8 μM) - + - + - + - +
55
43
cleaved caspase-8
100 : 513 : 156 : 553 : 131 : 448 : 109 : 233
U0126 (10 μM) - - + + - - - -
JNK in 8 (1 μM) - - - - + + - -
SB203580 (10 μM) - - - - - - + +
CLEFMA (8 μM) - + - + - + - +
43
34
26
cleaved caspase-9
100 : 374 : 169 : 421 : 87 : 420 : 82 : 113
U0126 (10 μM) - - + + - - - -
JNK in 8 (1 μM) - - - - + + - -
SB203580 (10 μM) - - - - - - + +
CLEFMA (8 μM) - + - + - + - +
26
17
cleaved caspase-3
100 : 485 : 135 : 565 : 99 : 427 : 47 : 198
U0126 (10 μM) - - + + - - - -
JNK in 8 (1 μM) - - - - + + - -
SB203580 (10 μM) - - - - - - + +
CLEFMA (8 μM) - + - + - + - +
34
26
HO-1
100 : 468 : 248 : 557 : 168 : 396 : 118 : 157
U0126 (10 μM) - - + + - - - -
JNK in 8 (1 μM) - - - - + + - -
SB203580 (10 μM) - - - - - - + +
CLEFMA (8 μM) - + - + - + - +
55
43
β-actin
100 : 103 : 109 : 92 : 90 : 86 : 106 : 106