GC-MS analysis of CXEO and FCEO

Table S1 . Results of chemical composition analysis of CXEO based on GC-MS

Number	Compounds	LRItab	Identification	Molecular formula	CAS	Relative (%)	Structural formula
1	(+)-Camphor	1143.4	M,L	$C_{10}H_{16}O$	464-49-3	2.74	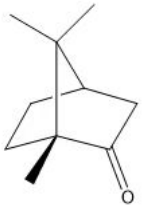
2	Linalool	1099.0	M,L	$C_{10}H_{18}O$	78-70-6	0.98	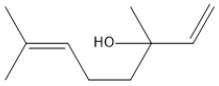
3	Terpinen-4-ol	1177.1	M,L	$C_{10}H_{18}O$	562-74-3	13.95	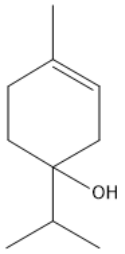
4	alpha-Longipinene	1352.1	M,L	$C_{15}H_{24}$	5989-08-2	2.01	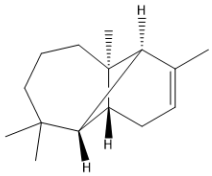
5	(-)-Alpha-Cubebene	1351.4	M,L	$C_{15}H_{24}$	17699-14-8	0.47	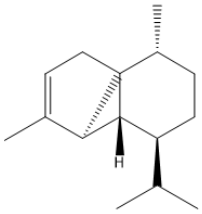
6	Naphthalene, 1,2,4a,5,8,8a-hexahydro-4,7-dimethyl-1-(1-methylethyl)-, (1S,4aR,8aS)-	1465.5	M,L	$C_{15}H_{24}$	523-47-7	1.11	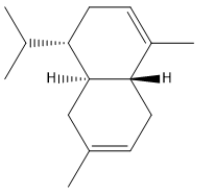

7	bornyl formate	1222.6	M,L	$C_{11}H_{18}O_2$	7492-41-3	2.81	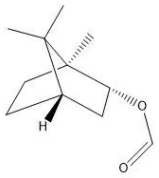
8	(+)-DELTA-CADINENE	1523.2	M,L	$C_{15}H_{24}$	483-76-1	3.52	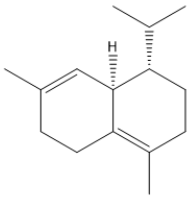
9	calamenene	1522.9	M,L	$C_{15}H_{22}$	483-77-2	0.2	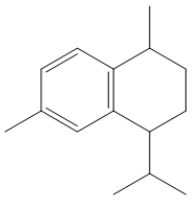
10	(R)-gamma-cadinene	1513.1	M,L	$C_{15}H_{24}$	39029-41-9	0.46	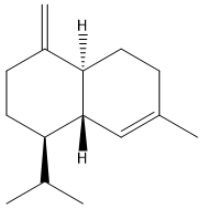
11	8-Methylenedispiro[2.1.2.4]undecane	1362.0	M,L	$C_{12}H_{18}$	51567-08-9	1.01	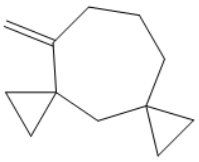
12	(-)-isoledene	1482.4	M,L	$C_{15}H_{24}$	95910-36-4	0.64	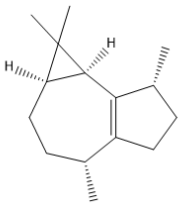
13	1,2,3,4,6,8alpha-Hexahydro-1-isopropyl-4,7-dimethylnaphthalene	1440.6	M,L	$C_{15}H_{24}$	16728-99-7	3.69	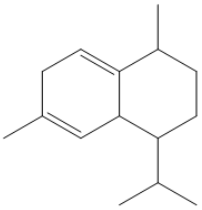

14	alpha-elemol	1547.5	M,L	$C_{15}H_{26}O$	639-99-6	15.3	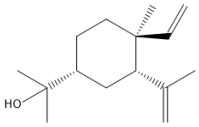
15	isocaryophyllene	1406.5	M,L	$C_{15}H_{24}$	118-65-0	1.21	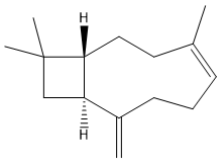
16	gamma-eudesmol	1630.9	M,L	$C_{15}H_{26}O$	1209-71-8	4.39	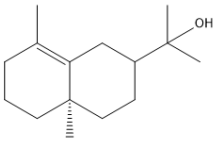
17	Naphthalene, 1,2,4a,5,8,8a-hexahydro-4,7-dimethyl-1-(1-methylethyl)-, (1R,4aS,8aR)-rel-	1434.5	M,L	$C_{15}H_{24}$	5951-61-1	0.78	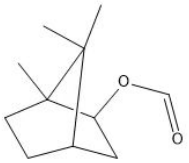
18	T-muurolol	1640.8	M,L	$C_{15}H_{26}O$	19912-62-0	1.82	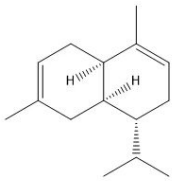
19	α -eudesmol	1651.7	M,L	$C_{15}H_{26}O$	473-16-5	4.55	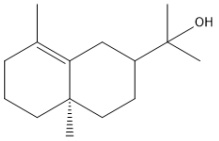
20	beta-Eudesmol	1650.1	M,L	$C_{15}H_{26}O$	473-15-4	4.88	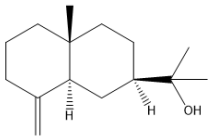
21	2,4-Di-t-butylphenol	1612.3	M,L	$C_{14}H_{22}O$	96-76-4	0.5	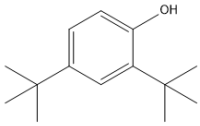

22	abieta-7,13-diene	2080.5	M,L	$C_{20}H_{32}$	35241-40-8	1.59	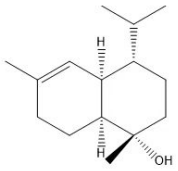
23	alpha-bulnesene	1414.5	M,L	$C_{15}H_{24}$	3691-11-0	9.75	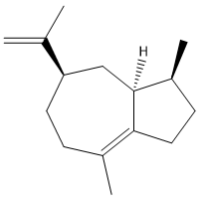
24	2-amino-6-butyl-5-methyl-1H-[1,2,4]triazolo[1,5-a]pyrimidin-7-one	1205.4	M,L	$C_{10}H_{15}N_5O$	873408-42-5	1.68	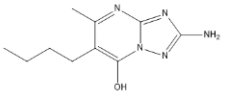
25	Z-Ligustilide	1523.7	M,L	$C_{12}H_{14}O_2$	81944-09-4	1.83	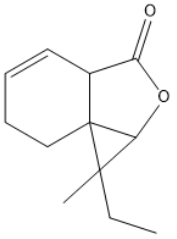

Note: M (contrast of the experimental MS with that available in libraries NIS). L (calculation of linear retention indexes)

Table S2 . Results of chemical composition analysis of FCEO based on GC-MS

Number	Compounds	LRItab	Identification	Molecular formula	CAS	Relative (%)	Structural formula
1	n-Ethyl propanoate	861.9	M,L	$C_5H_{10}O_2$	105-37-3	33.93	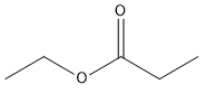
2	Ethyl isobutyrate	799.0	M,L	$C_6H_{12}O_2$	97-62-1	0.26	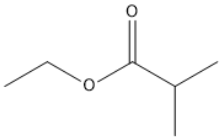
3	Propyl acetate	860.4	M,L	$C_5H_{10}O_2$	109-60-4	4.27	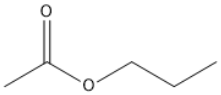
4	SEC-BUTYLACETATE	996.4	M,L	$C_6H_{12}O_2$	105-46-4	9.71	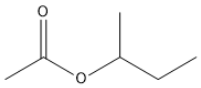
5	(±)-2-Butanol	660.2	M,L	$C_4H_{10}O$	78-92-2	0.81	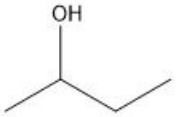
6	butyl acetate	785.3	M,L	$C_6H_{12}O_2$	123-86-4	24.61	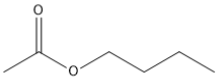
7	ether	814.9	M,L	C_8H_{10}	100-41-4	0.41	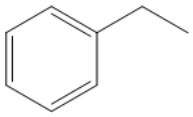
8	m-Xylene	823.8	M,L	C_8H_{10}	108-38-3	0.51	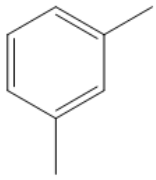
9	p-Xylene	848.1	M,L	C_8H_{10}	106-42-3	1.14	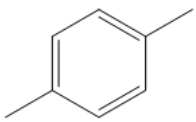

10	Butanol	660.2	M,L	$C_4H_{10}O$	71-36-3	0.58	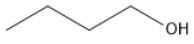
11	o-xylene	848.1	M,L	C_8H_{10}	95-47-6	0.61	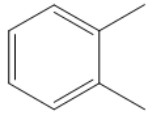
12	(+)-Limonene	1029.5	M,L	$C_{10}H_{16}$	5989-27-5	6.88	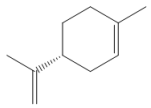
13	γ -terpinene	1059.7	M,L	$C_{10}H_{16}$	99-85-4	2.5	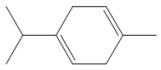
14	o-Cymene	1041.0	M,L	$C_{10}H_{14}$	527-84-4	2.27	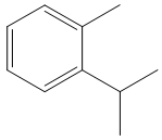
15	1,2,4,5-Tetramethylbenzene	1024.3	M,L	$C_{10}H_{14}$	95-93-2	0.26	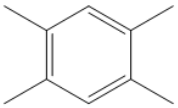
16	acetic acid	622.3	M,L	$C_2H_4O_2$	64-19-7	1.01	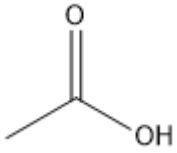
17	N-Methylpyrrolidone	737.5	M,L	C_5H_9NO	872-50-4	0.38	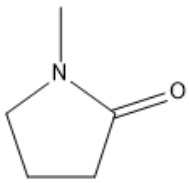
18	Naphthalene	1186.2	M,L	$C_{10}H_8$	91-20-3	0.78	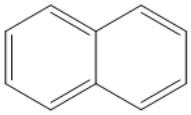
19	Aniline	913.2	M,L	C_6H_7N	62-53-3	0.28	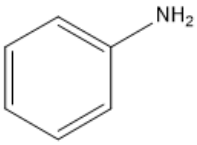

20	3,4-Dimethylbenzaldehyde	1253.9	M,L	$C_9H_{10}O$	5973-71-7	2.4	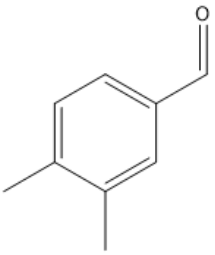
21	1-Methylnaphthalene	1394.6	M,L	$C_{11}H_{10}$	90-12-0	0.77	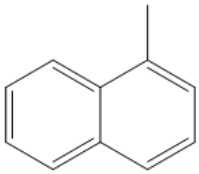
22	2-Methylnaphthalene	1243.0	M,L	$C_{11}H_{10}$	91-57-6	0.42	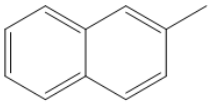
23	2,4-Di-t-butylphenol	1612.3	M,L	$C_{14}H_{22}O$	96-76-4	0.38	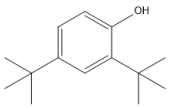
24	1,2-Benzenedicarboxylic acid	1951.1	M,L	$C_{16}H_{22}O_4$	84-74-2	1.15	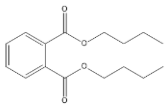
25	Tridecylic acid	1668.9	M,L	$C_{13}H_{26}O_2$	638-53-9	0.84	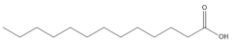

Note: M (contrast of the experimental MS with that available in libraries NIS). L (calculation of linear retention indexes)