applied sciences

MDPI

Supplementary

Chemical Composition, Antioxidant Potential, and Antimicrobial Activity of Novel Antiseptic Lotion from the Leaves of *Betula pendula* Roth

Łukasz Kucharski [1,*], Edyta Kucharska [2,*], Anna Muzykiewicz-Szymańska [1], Anna Nowak [1] and Robert Pełech [2]

[1] Department of Cosmetic and Pharmaceutical Chemistry, Pomeranian Medical University in Szczecin, PL-70111 Szczecin, Poland; anna.muzykiewicz@pum.edu.pl (A.M.-S.); anowak@pum.edu.pl (A.N.)
[2] Department of Organic Chemical Technology and Polymeric Materials, Faculty of Chemical Technology and Engineering, West Pomeranian University of Technology, Szczecin, PL-70322 Szczecin, Poland; robert.pelech@zut.edu.pl
* Correspondence: lukasz.kucharski@pum.edu.pl (Ł.K.); edyta.kucharska@zut.edu.pl (E.K.); Tel.: +48-91-466-16-31 (Ł.K.); +48-91-449-41-48 (E.K.)

Table S1. The content (Mean ± SD) of phenolic acids in *Betula pendula* extract (n = 3).

Phenolic acid	*B. pendula* preparation (mg/L)
gallic acid	194±5
3,4-dihydroxybenzoic acid	123±7
2,5-dihydroxybenzoic acid	51±5
chlorogenic acid	20±1
3-hydroxybenzoic acid	81±3

Figure S1 shows a representative of chromatographs identifying individual phenolic acids in extract from *Betula pendula Roth*.

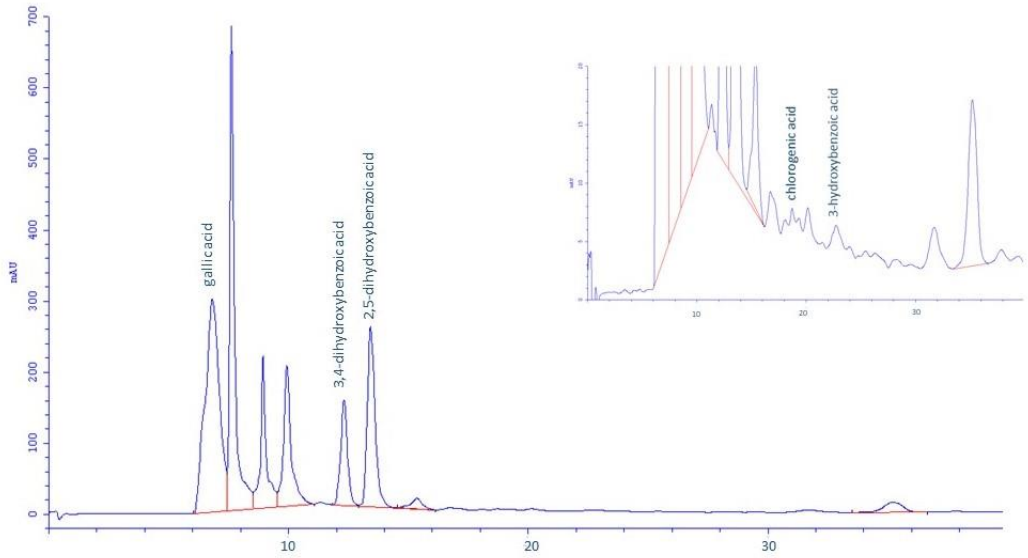

Figure S1. The representative of chromatographs identifies individual phenolic acids in the preparation from *Betula pendula*: gallic acid, RT=5.962 min; 3,4-dihydroxybenzoic acid, RT=12.042 min; 2,5-dihydroxybenzoic acid, RT=14.274 min; chlorogenic acid, RT=18.022 min; and 3-hydroxybenzoic acid, RT=24.092 min.

Figure S2 shows an example chromatogram of extract from *Betula pendula*.

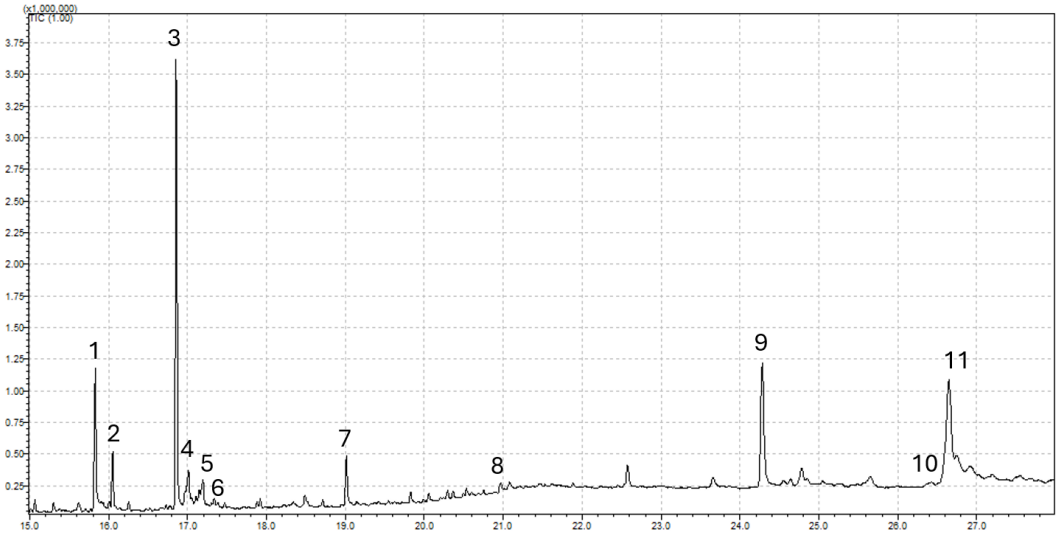

Figure S2. The representative chromatogram of the preparation from the leaves of *Betula pendula* containing: 1 - palmitic acid (RT=15.62 min); 2 - ethyl palmitate (RT=15.82 min); 3 - phytol (RT=16.86 min); 4 - linolenic acid (RT=17.01 min); 5 - methyl linoleate (RT=17.15 min); 6 - ethyl linoleate (RT=17.19 min); 7 - hexacosanol (RT=19.01 min); 8 - alpha-Tocospiro B (RT=20.97 min); 9 - sitosterol (RT=24.28 min); 10 - cabraleadiol (RT=26.65 min); 11 - dilauryl thiodipropionate (RT=26.76 min).

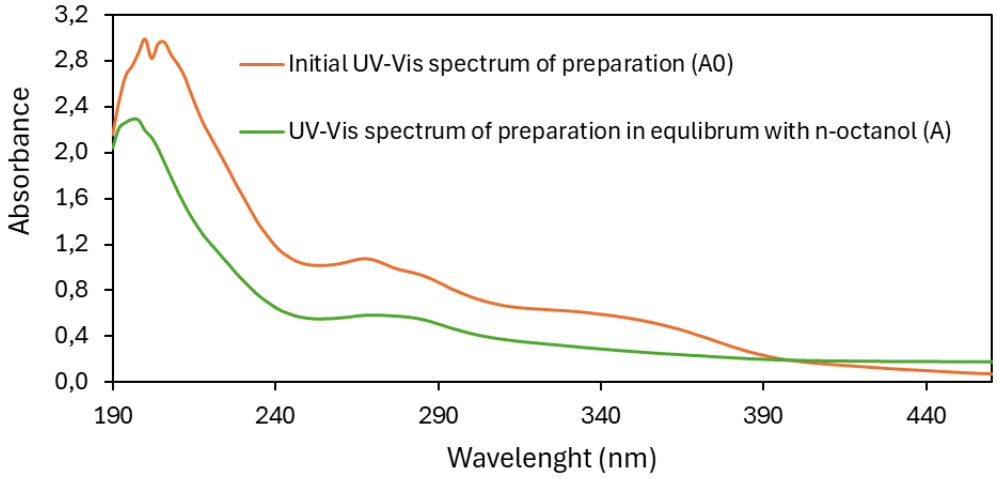

Figure S3. An example of the UV-Vis spectrum of an extract obtained from *Betula pendula.*