Supplementary Material



Figure S1. SEM image of SP/C

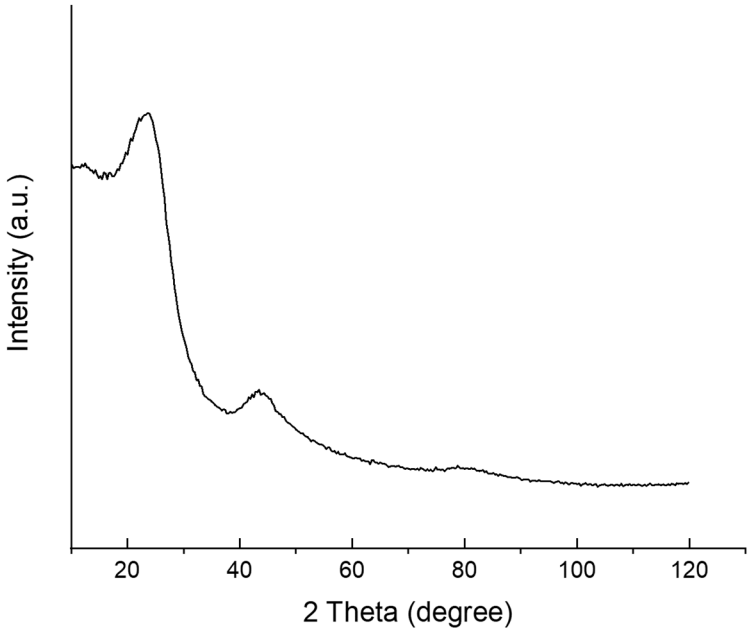

Figure S2. XRD patterns of undoped carbon material synthesized by same synthesis method using xylene precursor.

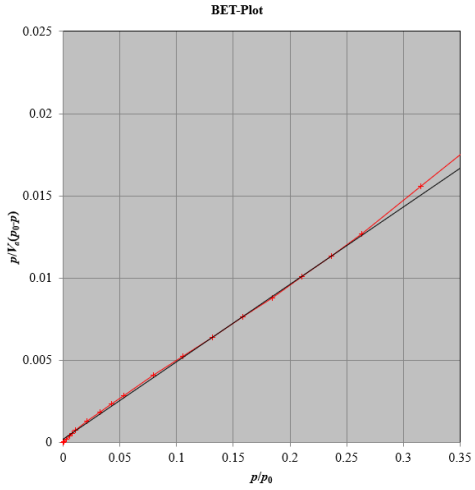

Figure S3. BET-plot (red) and fitted line (black)

Table S1. Related data to BET plot and fitted line

Sample mass (g)	Manifold volume (cm^3)	Free space (cm^3)	Adsorptive	Adsorption temperature
0.0208	24.026	27.472	N_2	77

Molecular diameter (nm)	Saturation vapor pressure (kPa)	Molecular cross-sectional area (nm^2)	Molecular cross-sectional area	Smoothing	Adsorption data point number	Desorption data point number
0.354	103.83	0.162	28.013	Not used	51	47

Start point	End point	Slope	Intercept	Correlation coefficient	V_m (cm^3(STP) g^{-1})	$a_{s,BET}$ (m^2 g^{-1})	C	Total pore volume (p/p_0=0.9900) (cm^3 g^{-1})	Average pore diameter (nm)
14	20	0.047044	0.00023	0.9998	21.153	92.068	205.58	1.0603	46.066