Supplementary Materials

Physalis angulata Leaf Extract Attenuates H_2O_2-Induced Neurotoxicity in Zebrafish Through Metabolomic Evidence of Antioxidant Pathway Restoration

Table S1. Total flavonoid, phenolic content, and yield of the *P. angulata* extract

Total Flavonoid Content (mg QE/g Extract)	Total Phenolic Content (mg GAE/g Extract)	Yield (%)
51.06 ± 0.34	59.01 ± 0.79	15.64%

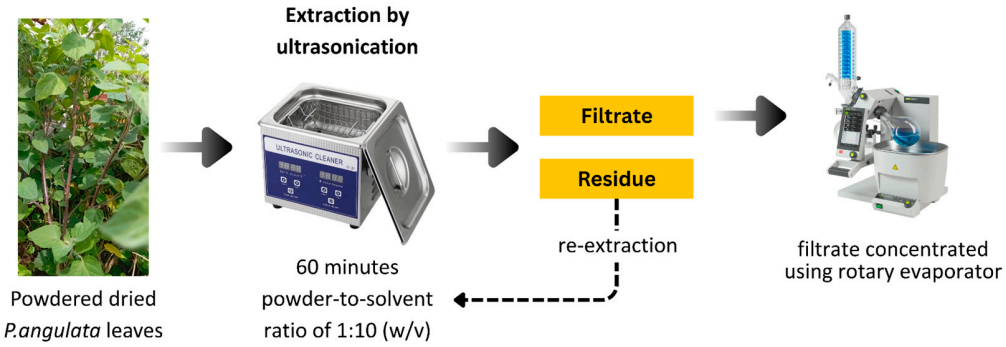

Figure S1. Dried leaves extraction procedure

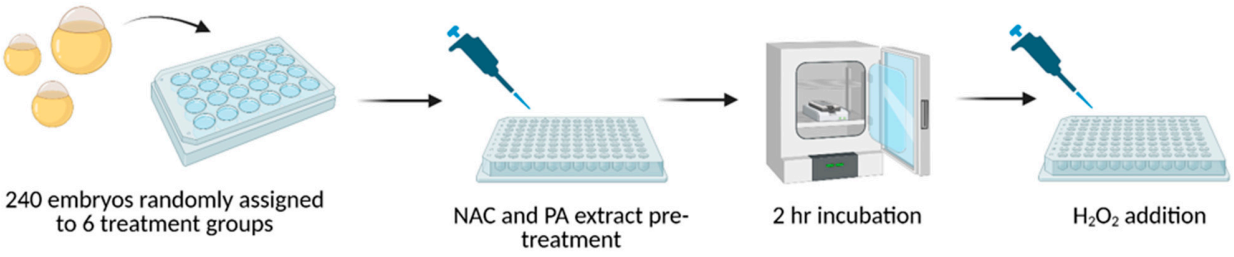

Figure S2. Zebrafish embryos treatment procedure. Created in BioRender. Maretta, D. (2026) https://BioRender.com/if3o5mu

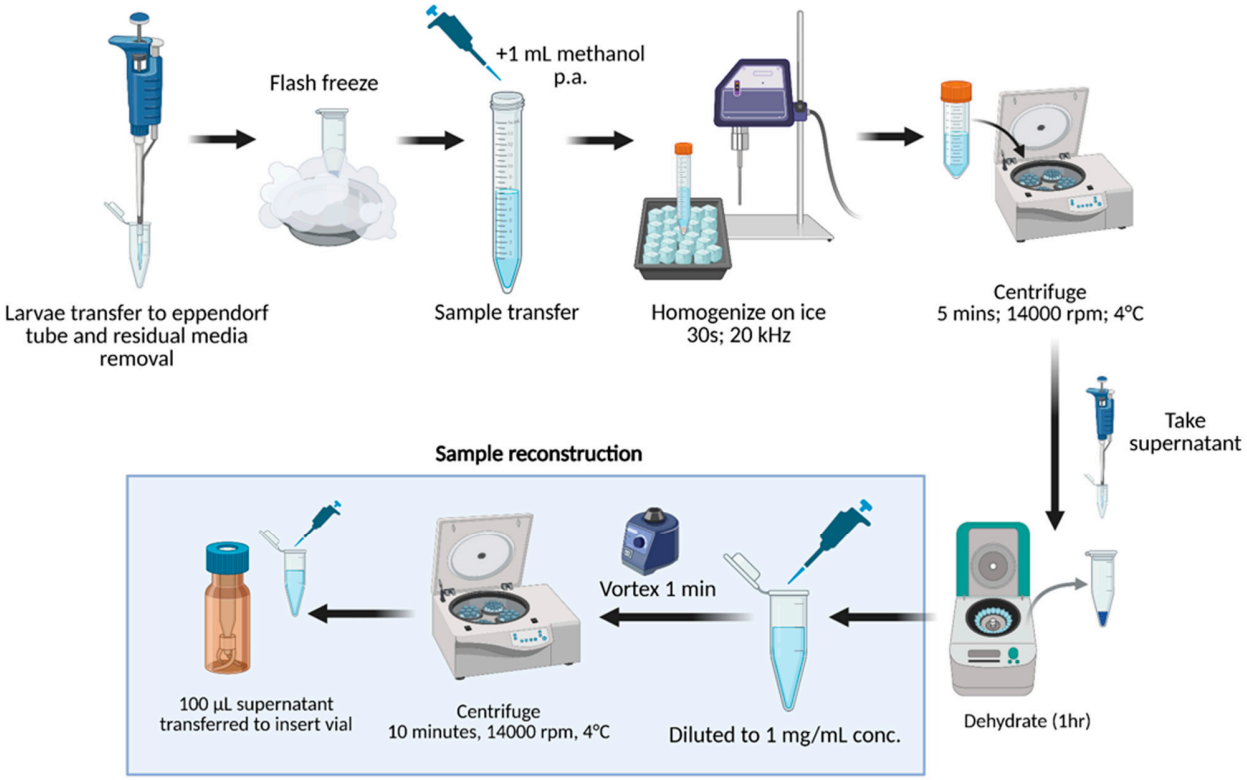

Figure S3. Metabolomic analysis sample extraction and reconstruction workflow. Created in BioRender. Maretta, D. (2026) https://BioRender.com/2vey4l8

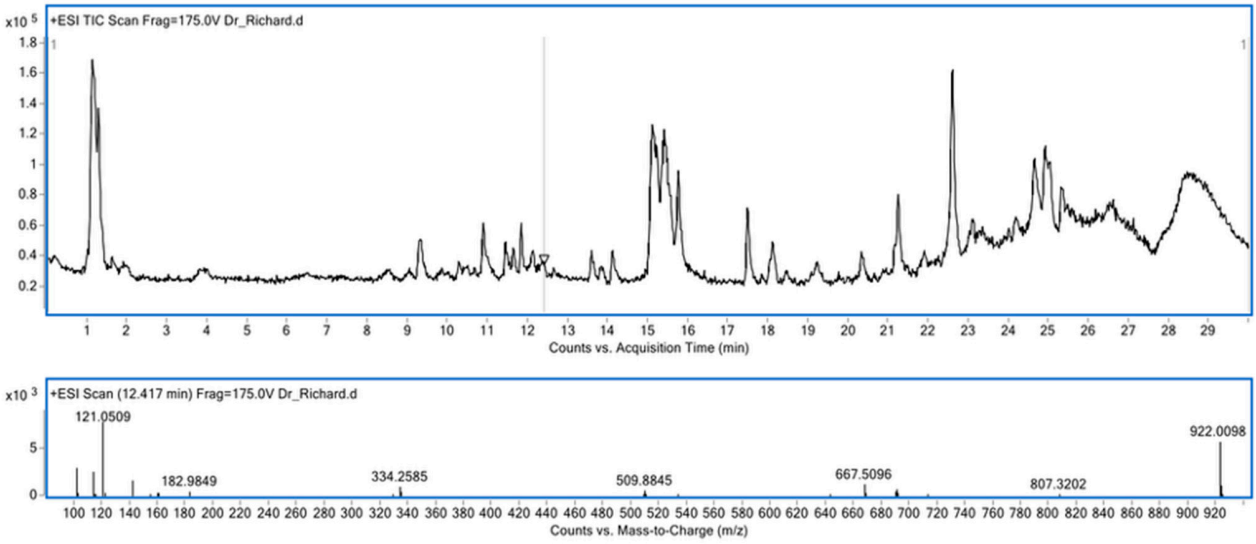

Figure S4. Chromatogram and mass spectra of the *P. angulata* ethanolic extract obtained by LC-MS/QTOF in ESI positive mode.



Figure S5. Epiboly progression was qualitatively observed under stereomicroscopy at 6 hpf.