Supplementary Table S1. Structures of the tested target compounds and their amoebicidal activity at 50 μM concentration.

Compound No.	Structure	Amoebicidal Activity Inhibition % ± SEM
1a	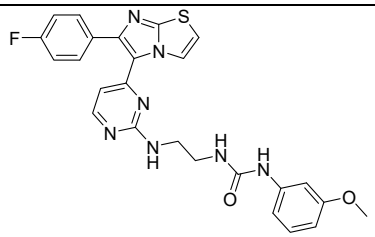	7.70% ± 3.57%
1b	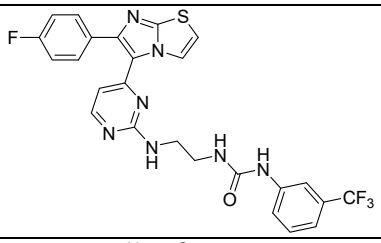	12.86% ± 5.93%
1c	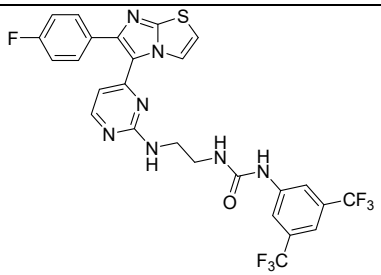	17.28% ± 1.88%
1d	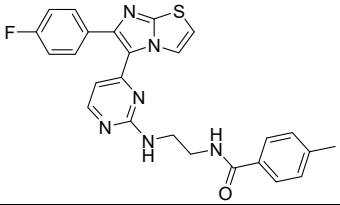	39.50% ± 1.53%
1e	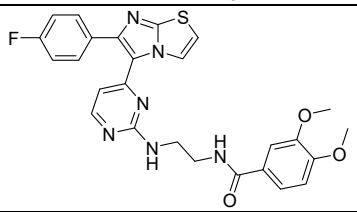	44.50% ± 1.79%
1f	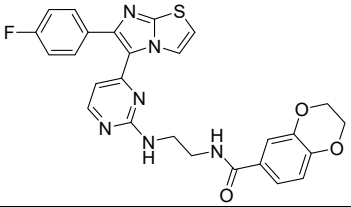	40.50% ± 4.84%

1g	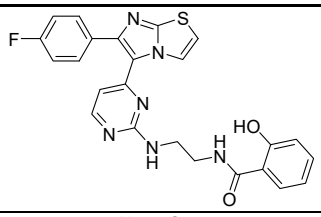	42.20% ± 3.29%
1h	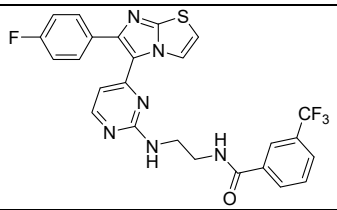	38.16% ± 3.74%
1i	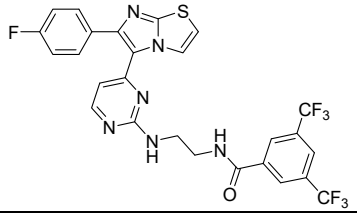	55.05% ± 1.25%
1j	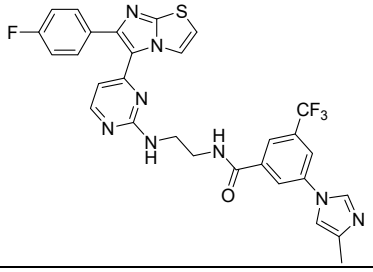	42.34% ± 3.81%
1k	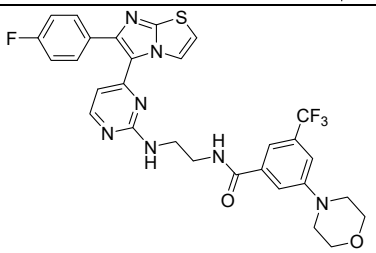	16.58% ± 6.08%
1l	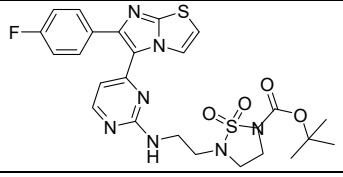	47.41% ± 1.67%
1m	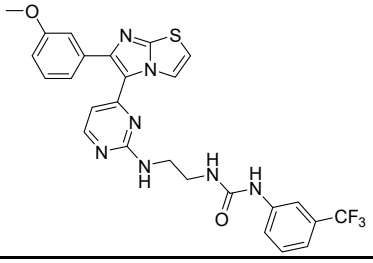	69.17% ± 2.39%

1n	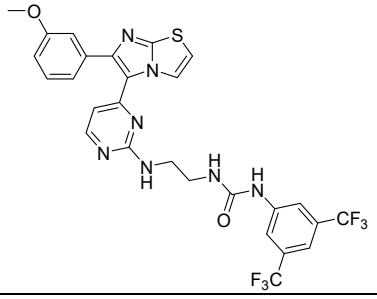	51.05% ± 2.36%
1o	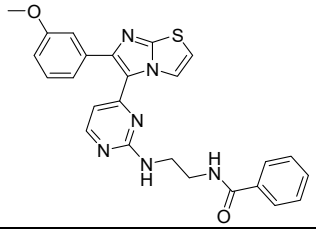	11.78% ± 11.34%
1p	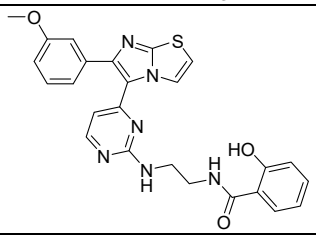	36.42% ± 5.43%
1q	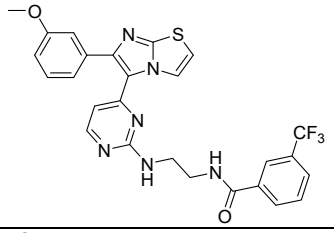	52.41% ± 5.31%
1r	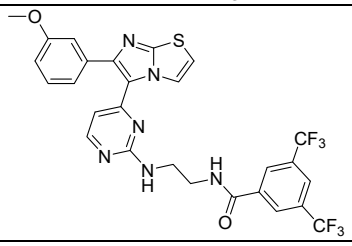	44.91% ± 8.42%
1s	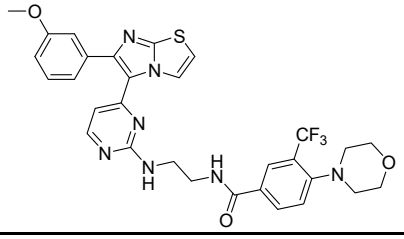	39.10% ± 2.31%

1t	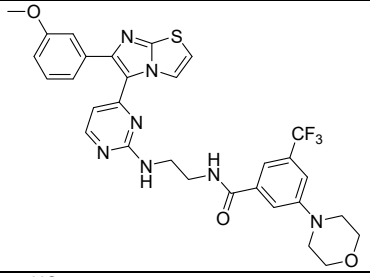	17.46% ± 3.75%
1u	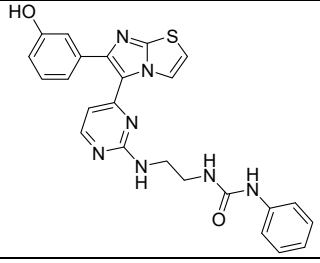	12.66% ± 5.04%
1v	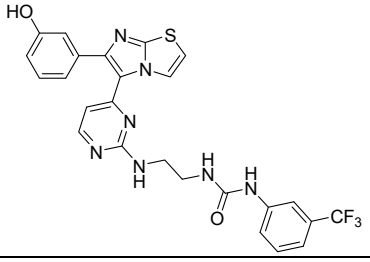	44.86% ± 2.98%
1w	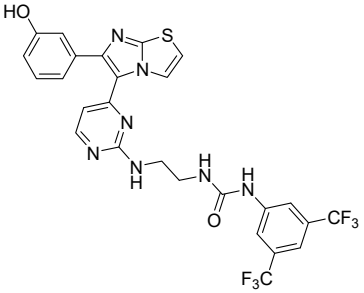	50.25% ± 4.67%
1x	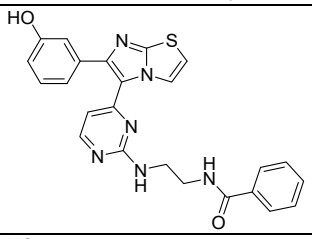	48.02% ± 3.69%
1y	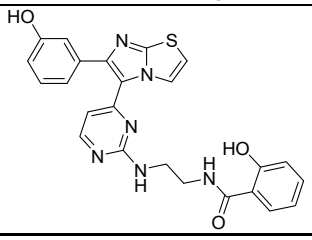	12.50% ± 4.68%

1z	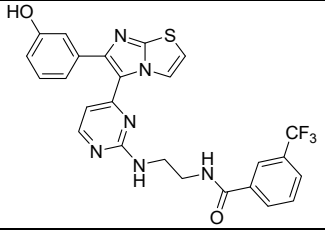	52.53% ± 1.67%
1za	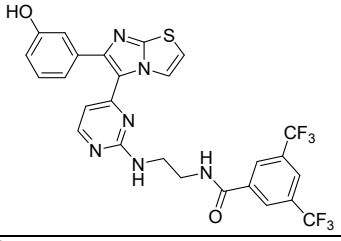	15.71% ± 6.61%
1zb	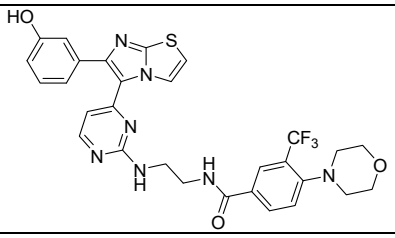	67.00% ± 3.19%
1zc	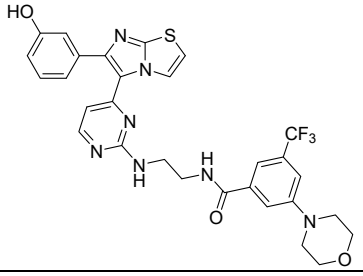	14.79% ± 3.19%
1zd	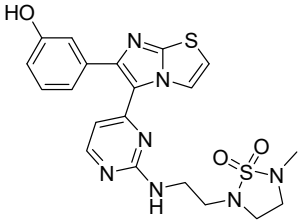	58.00% ± 3.41%