


Are Complete Blood Count Parameters Associated with Climate and Environmental Factors? A Retrospective Study in the General Population of Fokis, Greece (Athens, 2023) [†]

Athanasia Sergouniotti ^{1,*} , Dimitris Rigas ², Petros Paplomatas ³, Aristidis Vrahatis ³
and Konstantinos Lagouvardos ⁴

¹ Medical Laboratory Department, General Hospital of Amfissa, 33100 Amfissa, Greece

² Independent Researcher, 33100 Amfissa, Greece; rigas_dimitris@yahoo.gr

³ Bioinformatics and Human Electrophysiology Laboratory, Department of Informatics, Ionian University, 49100 Corfu, Greece; petros.paploomatas@gmail.com (P.P.); aris.vrahatis@gmail.com (A.V.)

⁴ National Observatory of Athens, 11851 Athens, Greece; lagouvar@meteo.noa.gr

* Correspondence: nasiaser@yahoo.gr

[†] Presented at the 16th International Conference on Meteorology, Climatology and Atmospheric Physics—COMECAP 2023, Athens, Greece, 25–29 September 2023.

Abstract: The complete blood count (CBC), a cost-effective blood test, offers insights into the cell composition of blood, including white and red blood cells and platelets. Novel inflammatory biomarkers derived from combinations of CBC parameters include the neutrophil-to-lymphocyte ratio, reflect systemic and local inflammation. In this retrospective study, we successfully leveraged bioinformatics analysis to examine potential correlations between CBC biomarkers and climate and environmental factors, including temperature, humidity, and rainfall, in Fokis, Greece for a 4-year period (2019–2022). Our findings provide valuable insights into how these environmental factors might influence blood cell parameters in the general population.

Keywords: CBC biomarkers; neutrophil-to-lymphocyte ratio (NLR); inflammation; apparent temperature (AT)



Citation: Sergouniotti, A.; Rigas, D.; Paplomatas, P.; Vrahatis, A.; Lagouvardos, K. Are Complete Blood Count Parameters Associated with Climate and Environmental Factors? A Retrospective Study in the General Population of Fokis, Greece (Athens, 2023). *Environ. Sci. Proc.* **2023**, *26*, 163. <https://doi.org/10.3390/environsciproc2023026163>

Academic Editors: Konstantinos Moustiris and Panagiotis Nastos

Published: 4 September 2023



Copyright: © 2023 by the authors. Licensee MDPI, Basel, Switzerland. This article is an open access article distributed under the terms and conditions of the Creative Commons Attribution (CC BY) license (<https://creativecommons.org/licenses/by/4.0/>).

1. Introduction

Inflammation is an adaptive process to the noxious stimuli that the human body is constantly exposed to, including a wide range of physiological reactions varying from a local inflammatory response to a full-blown systemic inflammation [1]. The dysregulation of this complex sequence of events that consists of the inflammatory response is the common denominator in the pathophysiology of many diseases [2]. Associations between meteorological conditions and inflammation have been demonstrated in several studies from around the world [2,3], primarily in patients with cardiovascular diseases [4,5], but also in conditions involving arthritis and joint pain [6,7].

The complete blood count (CBC) is a fast, inexpensive and accessible blood test that provides information regarding the quantitative and qualitative characteristics of the blood cells' subpopulations (white blood cells, red blood cells, platelets) and is a valuable tool for the diagnostic approach of practically every disease. Recently, CBC-derived ratios, such as the NLR (neutrophil to lymphocyte ratio) and PLR (platelet-to-lymphocyte ratio) have been proposed as useful alternative inflammatory biomarkers which can be potentially used for the diagnostic and prognostic assessment of various medical conditions such as cardiovascular, neurological, autoimmune, neoplastic and psychiatric diseases [8–13]. The effects of meteorological parameters on human health is widely studied, but mostly with regard to specific pathological conditions, such as seasonal infections [14], cardiovascular diseases [15,16], autoimmune diseases [17,18], neurological diseases [19,20] and

mental disorders [21,22], allergies [23,24] and dermatitis [25,26]. There are quite a few studies which aim to determine the association between meteorological parameters and inflammation as the baseline of most pathologies [27,28]. This research work highlights the potential influence of weather changes on the exacerbation of various diseases based on inflammatory mechanisms. This study focuses on NLR, a novel inflammatory biomarker, and its association with meteorological changes.

Our purpose is to study the association between the novel inflammatory index NLR and meteorological parameters such as apparent temperature (AT), humidity, rain and wind speed.

2. Materials and Methods

Demographic (sex, age) and CBC data from 10,075 individuals (5359 men, average age 52.3 years; 4716 women, average age 53.6 years) residing in the area of Fokis, Greece were retrieved from the Laboratory Information System (LIS) database of the Medical Laboratory Department of General Hospital of Amfissa. These individuals underwent routine blood tests over a four-year period (2019–2022). The data were properly anonymized prior to being further processed. Corresponding daily meteorological data, including maximum, mean, and minimum temperatures (°C) and mean relative humidity (RH%), were sourced from the National Observatory of Athens' meteorological site, operational since June 2018, in Amfissa.

The neutrophil-to-lymphocyte ratio (NLR) was determined by dividing the absolute neutrophil count by the absolute lymphocyte count, the values of which were derived using the CBC [29]. The apparent temperature (AT) was calculated according to the methodology proposed by Niu, Gao et al. [30], whereas, in order to analyze the lag–exposure–response relationship between AT/humidity and NLR, we took into consideration the respective daily data and their weighted average over 3, 5 and 7 days. Analysis of Variance (ANOVA) in the R package was used to determine the main factors that determine NLR's variance. All results were crossmatched with ANOVA and Linear Regression from SPSS v20. Further analysis was implemented using the Random Forest package in R.

3. Results

The main factors that determine NLR's variance are shown in Table 1.

Table 1. ANOVA results, indicating main factors of NLR variance in the full dataset and subsets.

	Anova with Full Dataset			Age ≤ 73			Age > 73		
	F value	Pr(>F)		F value	Pr(>F)		F value	Pr(>F)	
Gender	0.27	0.605		7.13	0.008	**	29.86	<0.001	***
Age	259.72	<0.001	***	15.89	<0.001	***	34.82	<0.001	***
Mean_Temp	21.77	<0.001	***	23.17	<0.001	***	3.53	0.061	.
Max_Humidity	1.12	0.291		0.00	0.983		1.34	0.248	
Min_Humidity	2.21	0.137		1.52	0.218		0.94	0.333	
RAIN	0.43	0.513		0.40	0.526		1.48	0.225	
AVG_Wind_Speed	6.49	0.011	*	5.12	0.024	*	1.54	0.215	
Max_Wind_Speed	0.56	0.454		0.10	0.757		0.08	0.777	
AT	1.52	0.217		0.25	0.62		1.50	0.22	
AT3daysLag	0.43	0.511		0.27	0.601		1.99	0.159	
AT5daysLag	3.77	0.052	.	1.78	0.182		1.56	0.212	
AT7daysLag	1.10	0.295		0.50	0.48		0.44	0.506	

Table 1. Cont.

	Anova with Full Dataset			Age ≤ 73			Age > 73	
Max_Humidity_3daysLag	0.35	0.552		0.78	0.376		0.18	0.675
Max_Humidity_5daysLag	4.06	0.044	*	4.83	0.028	*	0.30	0.585
Max_Humidity_7daysLag	4.01	0.045	*	4.55	0.033	*	0.38	0.54
TempCategory	0.40	0.526		0.25	0.62		1.16	0.281
RaiseCategory	<0.01	0.952		0.16	0.685		0.13	0.715

Significant codes: *** 0.001, ** 0.01, * 0.05, ' 0.1, ' ' 1.

Age and mean daily temperature emerged as the main factors, whilst average wind speed ($p = 0.0108$), maximum humidity with 5 ($p = 0.0438$)- and 7 ($p = 0.0438$)-day lag also had statistically significant contributions. Also, the weighted average of AT for 5 days ($p = 0.0523$) had marginal statistical significance and in research at a larger scale, it could become significant. All results were crossmatched with ANOVA and Linear Regression from SPSS v20. With age established as the primary predictor for NLR, we employed decision trees for our analysis, utilizing the RPART package in the R programming language (Figure 1). Age at 73 years was revealed as a split factor for NLR, providing further evidence for aging and the ability to adapt to weather conditions.

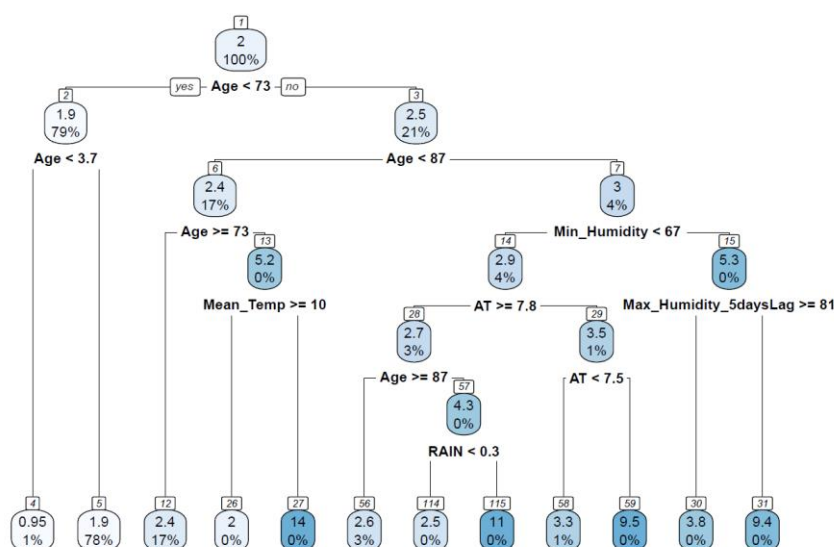


Figure 1. Classification results, indicating 4 main age groups for which different weather conditions affect NLR.

The main dataset was split in two sub-datasets, one with the records with ages of over 73 years, and the other with the records with ages of 73 years and below. RPART and ANOVA were used in these two sub-datasets, providing the following results. For the subset of below-73-year-old individuals, individuals with an age up to 15 years seem to be affected by the 5-day weighted average of AT and the weighted average of humidity for 5 and 7 days (Figure 2). From ages 15 to 73, daily average temperature, AT and maximum wind speed contribute in NLR prediction (Figure 2).

For the individuals over 73 years old, minimum humidity at high values, AT and weighted AT over 7 days seem to determine NLR values (Figure 3). ANOVA in the subset of individuals below 73 years old confirmed the results of RPART, having as the main factors age ($p < 0.001$), average daily temperature ($p < 0.001$), gender ($p = 0.008$), daily average wind speed ($p = 0.02$), and the weighted average of 5 ($p = 0.03$)- and 7 ($p = 0.03$)-day maximum humidity. In the subset of individuals over 73 years old, analysis of variance (ANOVA) reaffirmed the results from the recursive partitioning analysis (RPART). Age ($p < 0.001$) and gender ($p < 0.001$) were identified as the primary contributors to the variance

in NLR. Interestingly, average daily temperature ($p < 0.06$) might also play a role, although its level of significance is marginal. This suggests that while age and gender are the key factors influencing NLR, daily temperature could potentially have a subtle influence as well, though more research is needed to confirm this finding.

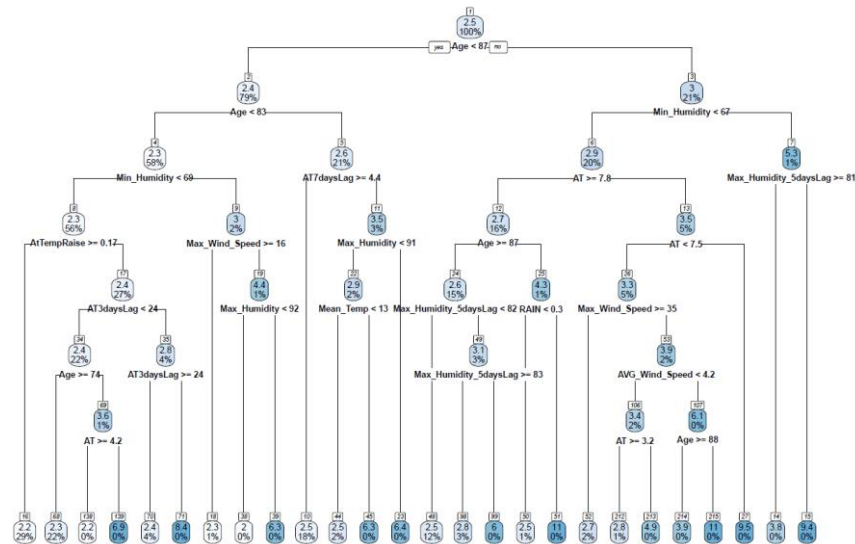


Figure 2. Classification results for under-73-years-old subgroup indicating subgroups and factors contributing to segmentation.

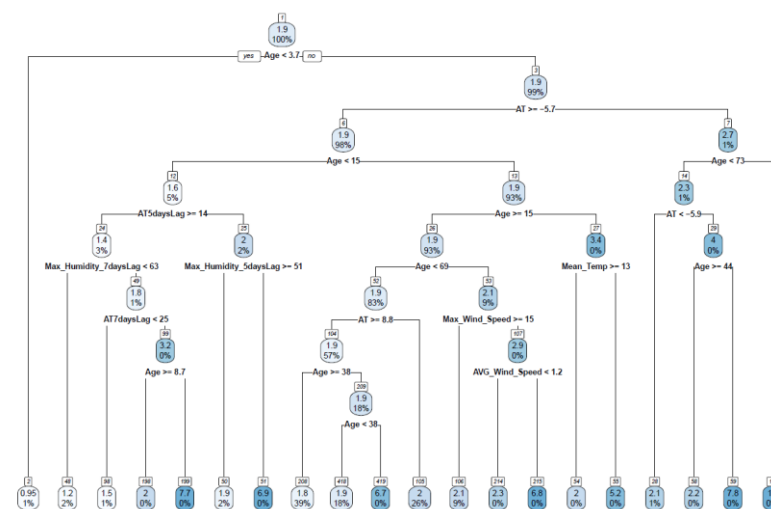


Figure 3. Classification results for the over-73-years-old subgroup indicating subgroups and factors contributing to segmentation.

Age is the trait that has the highest importance in group prediction (mean decrease in accuracy) and highest contribution to the node homogeneity (mean decrease in Gini Index) (Figure 4). Gender and an AT rise over a 3-dayperiod appear to only contribute to node homogeneity. AT either daily or with a 3- or 7-day delay seems to contribute to group prediction, while humidity (either daily, or with a 3-, 5- or 7-day delay) seems to contribute to both group prediction and node homogeneity. Wind speed and rain are also considered factors in model accuracy and homogeneity. This suggests that while age is the predominant factor in predicting group membership, environmental factors such as temperature, humidity, wind speed, and rainfall also have some influence. These findings contribute to our understanding of the complex interplay between environmental factors and health, potentially providing new insights for future research and health policy.

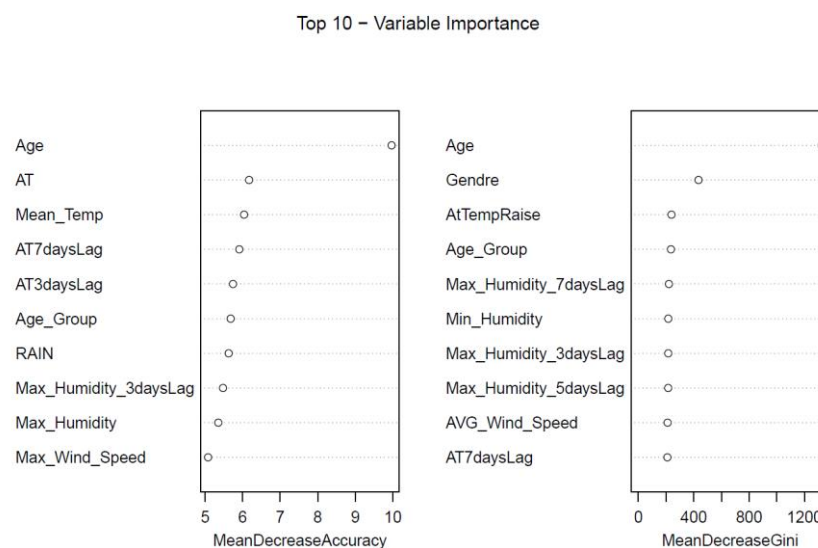


Figure 4. Random Forest (ntrees = 500) Gini Index results (mean decrease in accuracy and mean decrease in Gini Index).

4. Discussion

A significant positive effect between meteorological parameters and NLR levels was found in this study. Gender, age and mean daily temperature have emerged as major factors contributing to the shaping of NLR's variation in the general population, whereas humidity, average wind speed and rain also affect NLR's levels. These conclusions are strongly supported by the results of the statistical analysis performed on our study population. According to our findings, age has the most powerful effect in NLR's variation, revealing the age of 73 years as a distinct boundary between two subgroups. In individuals under 73 years of age, apart from gender, mean daily temperature ($p < 0.001$) is a potent contributor to NLR's variation, whereas average wind speed and maximum humidity on the 5th and 7th lag day also play a role, albeit a less important one ($p < 0.05$). On the other hand, in individuals over 73 years of age, gender and age are the predominant modulators of NLR's variation. Our findings are consistent with the results of Lin, Hottenga et al. [31], who successfully determined the factors which affect variation of NLR and PLR in a twin study. In summary, the association between meteorological changes and NLR can help us to better understand not only the clinical course of several conditions and the way the observed exacerbations reflect the influence of weather conditions on them, but also the value of NLR as an inflammatory biomarker with the potential to be further utilized for the evaluation, monitoring and prognosis of diseases with an inflammatory background.

Author Contributions: Conceptualization, A.S. and D.R.; methodology, D.R. and A.V.; software, D.R. and P.P.; validation, D.R., A.S., A.V. and K.L.; formal analysis, D.R.; investigation, A.S. and D.R.; resources, A.S. and K.L.; data curation, D.R., K.L. and A.V.; writing—original draft preparation, A.S. and D.R.; writing—review and editing, P.P., A.V. and K.L.; visualization, A.S. and D.R.; supervision, A.V. and K.L.; project administration, A.S.; funding acquisition, A.S. and K.L. All authors have read and agreed to the published version of the manuscript.

Funding: This research received no external funding.

Institutional Review Board Statement: Written informed consent was obtained from all study subjects in accordance with the Declaration of Helsinki and using protocols approved by the institutional review board (protocol code 530/ΔΣ-05.05.2023) of the General Hospital of Amfissa, Amfissa Greece.

Informed Consent Statement: Informed consent was obtained from all subjects involved in the study.

Data Availability Statement: Data is unavailable due to privacy or ethical restrictions.

Conflicts of Interest: The authors declare no conflict of interest.

References

1. Varela, M.L.; Mogildea, M.; Moreno, I.; Lopes, A. Acute Inflammation and Metabolism. *Inflammation* **2018**, *41*, 1115–1127. [\[CrossRef\]](#)
2. Wang, Q.; Zhao, Q.; Wang, G.; Wang, B.; Zhang, Y.; Zhang, J.; Li, N.; Zhao, Y.; Qiao, H.; Li, W.; et al. The association between ambient temperature and clinical visits for inflammation-related diseases in rural areas in China. *Environ. Pollut.* **2020**, *261*, 114128. [\[CrossRef\]](#) [\[PubMed\]](#)
3. Pawłowska, M.; Mila-Kierzenkowska, C.; Boraczyński, T.; Boraczyński, M.; Szewczyk-Golec, K.; Sutkowy, P.; Wesołowski, R.; Budek, M.; Woźniak, A. The Influence of Ambient Temperature Changes on the Indicators of Inflammation and Oxidative Damage in Blood after Submaximal Exercise. *Antioxidants* **2022**, *11*, 2445. [\[CrossRef\]](#)
4. Schneider, A.; Panagiotakos, D.; Picciotto, S.; Katsouyanni, K.; Löwel, H.; Jacquemin, B.; Lanki, T.; Stafoggia, M.; Bellander, T.; Koenig, W.; et al. Air temperature and inflammatory responses in myocardial infarction survivors. *Epidemiology* **2008**, *19*, 391–400. [\[CrossRef\]](#)
5. Basu, R.; May Wu, X.; Malig, B.J.; Broadwin, R.; Gold, E.B.; Qi, L.; Derby, C.; Jackson, E.A.; Green, R.S. Estimating the associations of apparent temperature and inflammatory, hemostatic, and lipid markers in a cohort of midlife women. *Environ. Res.* **2017**, *152*, 322–327. [\[CrossRef\]](#)
6. De Figueiredo, E.C.; Figueiredo, G.C.; Dantas, R.T. Influence of meteorological elements on osteoarthritis pain: A review of the literature. *Rev. Bras. Reumatol.* **2011**, *51*, 622–628. [\[CrossRef\]](#)
7. Bongers, J.; Vandenuecker, H. The influence of weather conditions on osteoarthritis and joint pain after prosthetic surgery. *Acta Orthop. Belg.* **2020**, *86*, 1–9. [\[PubMed\]](#)
8. Zahorec, R. Neutrophil-to-lymphocyte ratio, past, present and future perspectives. *Bratisl. Lek. Listy* **2021**, *122*, 474–488. [\[CrossRef\]](#)
9. Novellino, F.; Donato, A.; Malara, N.; Madrigal, J.L.; Donato, G. Complete blood cell count-derived ratios can be useful biomarkers for neurological diseases. *Int. J. Immunopathol. Pharmacol.* **2021**, *35*, 20587384211048264. [\[CrossRef\]](#)
10. Buonacera, A.; Stancanelli, B.; Colaci, M.; Malatino, L. Neutrophil to Lymphocyte Ratio: An Emerging Marker of the Relationships between the Immune System and Diseases. *Int. J. Mol. Sci.* **2022**, *23*, 3636. [\[CrossRef\]](#)
11. Lin, N.; Li, J.; Yao, X.; Zhang, X.; Liu, G.; Zhang, Z.; Weng, S. Prognostic value of neutrophil-to-lymphocyte ratio in colorectal cancer liver metastasis: A meta-analysis of results from multivariate analysis. *Int. J. Surg.* **2022**, *107*, 106959. [\[CrossRef\]](#)
12. Kourilovitch, M.; Galarza-Maldonado, C. Could a simple biomarker as neutrophil-to-lymphocyte ratio reflect complex processes orchestrated by neutrophils? *J. Transl. Autoimmun.* **2022**, *6*, 100159. [\[CrossRef\]](#)
13. Bhikram, T.; Sandor, P. Neutrophil-lymphocyte ratios as inflammatory biomarkers in psychiatric patients. *BrainBehav. Immun.* **2022**, *105*, 237–246. [\[CrossRef\]](#)
14. Wang, J.; Zhang, L.; Lei, R.; Li, P.; Li, S. Effects and Interaction of Meteorological Parameters on Influenza Incidence During 2010–2019 in Lanzhou, China. *Front. Public Health* **2022**, *10*, 833710. [\[CrossRef\]](#)
15. Kotecki, P.; Więckowska, B.; Stawińska-Witoszyńska, B. The Impact of Meteorological Parameters and Seasonal Changes on Reporting Patients with Selected Cardiovascular Diseases to Hospital Emergency Departments: A Pilot Study. *Int. J. Environ. Res. Public Health* **2023**, *20*, 4838. [\[CrossRef\]](#)
16. Chiu, Y.M.; Chebana, F.; Abdous, B.; Bélanger, D.; Gosselin, P. Cardiovascular Health Peaks and Meteorological Conditions: A Quantile Regression Approach. *Int. J. Environ. Res. Public Health* **2021**, *18*, 13277. [\[CrossRef\]](#)
17. Azzouzi, H.; Ichchou, L. Seasonal and Weather Effects on Rheumatoid Arthritis: Myth or Reality? *Pain. Res. Manag.* **2020**, *2020*, 5763080. [\[CrossRef\]](#)
18. Morimoto, H. A probabilistic approach for links between rheumatic diseases and weather. *Int. Med. Care* **2017**, *1*, 1–14. [\[CrossRef\]](#)
19. Bongioanni, P.; Del Carratore, R.; Corbianco, S.; Diana, A.; Cavallini, G.; Masciandaro, S.M.; Dini, M.; Buizza, R. Climate change and neurodegenerative diseases. *Environ. Res.* **2021**, *201*, 111511. [\[CrossRef\]](#)
20. Hahad, O.; Lelieveld, J.; Birklein, F.; Lieb, K.; Daiber, A.; Münzel, T. Ambient Air Pollution Increases the Risk of Cerebrovascular and Neuropsychiatric Disorders through Induction of Inflammation and Oxidative Stress. *Int. J. Mol. Sci.* **2020**, *21*, 4306. [\[CrossRef\]](#)
21. Charlson, F.; Ali, S.; Benmarhnia, T.; Pearl, M.; Massazza, A.; Augustinavicius, J.; Scott, J.G. Climate Change and Mental Health: A Scoping Review. *Int. J. Environ. Res. Public Health* **2021**, *18*, 4486. [\[CrossRef\]](#) [\[PubMed\]](#)
22. Clayton, S. Climate Change and Mental Health. *Curr. Environ. Health Rep.* **2021**, *8*, 1–6. [\[CrossRef\]](#) [\[PubMed\]](#)
23. D’Amato, G.; Chong-Neto, H.J.; Monge Ortega, O.P.; Vitale, C.; Ansotegui, I.; Rosario, N.; Haahtela, T.; Galan, C.; Pawankar, R.; Murrieta-Aguttes, M.; et al. The effects of climate change on respiratory allergy and asthma induced by pollen and mold allergens. *Allergy* **2020**, *75*, 2219–2228. [\[CrossRef\]](#) [\[PubMed\]](#)
24. Eguiluz-Gracia, I.; Mathioudakis, A.G.; Bartel, S.; Vijverberg, S.J.H.; Fuertes, E.; Comberiati, P.; Cai, Y.S.; Tomazic, P.V.; Diamant, Z.; Vestbo, J.; et al. The need for clean air: The way air pollution and climate change affect allergic rhinitis and asthma. *Allergy* **2020**, *75*, 2170–2184. [\[CrossRef\]](#) [\[PubMed\]](#)
25. Kantor, R.; Silverberg, J.I. Environmental risk factors and their role in the management of atopic dermatitis. *Expert. Rev. Clin. Immunol.* **2017**, *13*, 15–26. [\[CrossRef\]](#)
26. Nguyen, G.H.; Andersen, L.K.; Davis, M.D.P. Climate change and atopic dermatitis: Is there a link? *Int. J. Dermatol.* **2019**, *58*, 279–282. [\[CrossRef\]](#)

27. Khafaie, M.A.; Salvi, S.S.; Ojha, A.; Khafaie, B.; Gore, S.S.; Yajnik, C.S. Systemic inflammation (C-reactive protein) in type 2 diabetic patients is associated with ambient air pollution in Pune City, India. *Diabetes Care* **2013**, *36*, 625–630. [[CrossRef](#)]
28. Pilz, V.; Wolf, K.; Breitner, S.; R  ckerl, R.; Koenig, W.; Rathmann, W.; Cyrys, J.; Peters, A.; Schneider, A.; KORA-Study Group. C-reactive protein (CRP) and long-term air pollution with a focus on ultrafine particles. *Int. J. Hyg. Environ. Health* **2018**, *221*, 510–518. [[CrossRef](#)]
29. Liu, C.C.; Ko, H.J.; Liu, W.S.; Hung, C.L.; Hu, K.C.; Yu, L.Y.; Shih, S.C. Neutrophil-to-lymphocyte ratio as a predictive marker of metabolic syndrome. *Medicine* **2019**, *98*, e17537. [[CrossRef](#)]
30. Niu, Y.; Gao, Y.; Yang, J.; Qi, L.; Xue, T.; Guo, M.; Zheng, J.; Lu, F.; Wang, J.; Liu, Q. Short-term effect of apparent temperature on daily emergency visits for mental and behavioral disorders in Beijing, China: A time-series study. *Sci. Total Environ.* **2020**, *733*, 139040. [[CrossRef](#)]
31. Lin, B.D.; Hottenga, J.J.; Abdellaoui, A.; Dolan, C.V.; De Geus, E.J.C.; Kluft, C.; Boomsma, D.I.; Willemsen, G. Causes of variation in the neutrophil-lymphocyte and platelet-lymphocyte ratios: A twin-family study. *Biomark. Med.* **2016**, *10*, 1061–1072. [[CrossRef](#)]

Disclaimer/Publisher’s Note: The statements, opinions and data contained in all publications are solely those of the individual author(s) and contributor(s) and not of MDPI and/or the editor(s). MDPI and/or the editor(s) disclaim responsibility for any injury to people or property resulting from any ideas, methods, instructions or products referred to in the content.