engineering proceedings

MDPI

Proceeding Paper

Virtual Reality in Phobia Treatment and Emotional Resilience †

Wai Yie Leong

Faculty of Engineering and Quantity Surveying, INTI International University, Nilai 71800, Malaysia; waiyie.leong@newinti.edu.my

† Presented at the 2025 IEEE 5th International Conference on Electronic Communications, Internet of Things and Big Data, New Taipei, Taiwan, 25–27 April 2025.

Abstract

Virtual reality (VR) has emerged as a transformative tool in the treatment of phobias and the cultivation of emotional resilience. This study aims to explore the potential of VR to create controlled, immersive environments that facilitate exposure therapy, enabling individuals to confront and desensitize themselves to their fears in a safe and personalized manner. The flexibility of VR systems allows therapists to tailor scenarios to the unique needs of patients, addressing specific phobias such as acrophobia, arachnophobia, and social anxiety disorders. Beyond phobia treatment, VR's capacity to simulate challenging or stress-inducing scenarios presents opportunities for fostering emotional resilience by building adaptive coping mechanisms and reducing stress responses over time. The integration of biofeedback and machine learning further enhances VR applications, enabling real-time adjustments based on physiological and psychological responses. In this article, the current advancements, underlying mechanisms, and challenges in leveraging VR technology for therapeutic purposes are discussed with a focus on its implications for mental health care. By combining immersive technology with evidence-based practices, VR offers a promising pathway for improving mental health outcomes and expanding the accessibility of therapeutic interventions.

Keywords: virtual reality; phobia treatment; emotional resilience

check for updates

Academic Editors: Teen-Hang Meen, Shu-Han Liao and Cheng-Fu Yang

Published: 1 September 2025

Citation: Leong, W.Y. Virtual Reality in Phobia Treatment and Emotional Resilience. *Eng. Proc.* **2025**, *108*, 16. https://doi.org/10.3390/engproc2025108016

Copyright: © 2025 by the author. Licensee MDPI, Basel, Switzerland. This article is an open access article distributed under the terms and conditions of the Creative Commons Attribution (CC BY) license (https://creativecommons.org/licenses/by/4.0/).

1. Introduction

Virtual reality (VR) is a computer-generated environment that allows users to experience a sense of presence in digitally constructed spaces. Over the past few decades, VR has evolved beyond its origins in entertainment and gaming to find applications in various fields, including healthcare, education, and therapy [1]. One of the most promising areas of VR application is mental health treatment, particularly in the management of anxiety disorders and phobias [2]. VR exposure therapy (VRET) provides controlled environments where patients can confront their fears in a safe and supervised setting, thereby facilitating gradual desensitization and cognitive restructuring [3].

Phobias, defined as intense and irrational fears of specific objects, situations, or activities, affect a significant portion of the global population [4]. Traditional treatment methods, such as cognitive-behavioral therapy (CBT) and systematic desensitization, have proven effective but often suffer from limitations such as patient reluctance, logistical constraints, and high dropout rates. VR-based therapy offers a novel solution by creating highly immersive and customizable exposure scenarios that improve patient engagement and adherence. Furthermore, VR interventions extend beyond phobia treatment to enhance emotional resilience, a crucial factor in overall mental well-being. By repeatedly confronting stressful

or anxiety-inducing situations within a controlled VR environment, individuals can develop coping mechanisms that translate into real-world emotional stability and resilience (Figure 1).



Figure 1. VRET leverages immersive simulations to safely expose patients to anxiety-provoking stimuli.

In this study, the role of VR in treating various phobias, including acrophobia, social anxiety, and PTSD-related fears, was analyzed, and the effectiveness of VR-based treatments was examined and compared with that of traditional therapeutic methods. The impact of VR on emotional resilience and long-term psychological benefits was also explored. By identifying the technological, ethical, and accessibility challenges associated with VR-based phobia treatments, this study aims to provide a comprehensive insight into the transformative role of VR in phobia treatment and emotional resilience and a reference for the development of mental health treatment and immersive technology.

2. Literature Review

The concept of VR dates back to the mid-20th century when computer scientists and engineers started experimenting with simulated environments [1]. One of the earliest VR systems, the Sensorama (1962), was designed by Morton Heilig to create an immersive multimedia experience. This was followed by the development of head-mounted displays (HMDs) in the 1960s and 1970s, including the Sword of Damocles by Ivan Sutherland. During this period, VR was primarily used for military training and flight simulation.

Psychologists began exploring VR as a therapeutic tool in the 1990s, recognizing its potential in exposure therapy. The first documented use of VR for phobia treatment involved virtual environments designed to expose patients to their fears in a controlled setting. Early studies focused on acrophobia (fear of heights) and found that VR-based exposure was as effective as traditional methods in reducing anxiety [2]. By the early 2000s, researchers expanded VR applications to treat conditions such as PTSD, social anxiety disorder, and panic disorders.

With advancements in graphics processing, haptic feedback, and artificial intelligence (AI)-driven simulations, VR therapy has become more realistic and accessible [3]. The introduction of consumer-grade VR headsets, such as the Oculus Rift and HTC Vive, significantly reduced costs and expanded research opportunities [4]. AI-powered virtual therapies and biofeedback mechanisms have adopted enhanced VR-based interventions by personalizing exposure scenarios based on real-time physiological responses [5]. Milestones in VR-based phobia treatment are as follows:

- 1995: First clinical trials using VR for phobia treatment;
- 2000s: Expansion of VR therapy to treat PTSD and generalized anxiety disorders;
- 2010s: Integration of biometric monitoring and AI into VR therapy;

- 2020s: Widespread adoption of VR therapy in clinical settings and remote mental health care.

VR has been extensively studied as a tool for psychological treatment, particularly in exposure therapy. Several meta-analyses indicated that VR-based treatments offer comparable or superior outcomes to traditional methods [5]. The immersive nature of VR allows for highly controlled and repeatable exposure scenarios, minimizing the unpredictability associated with real-world exposure therapy.

VRET is grounded in cognitive-behavioral therapy (CBT) principles, particularly exposure therapy that reduces avoidance behaviors through repeated exposure to feared stimuli [6]. Theories, such as the emotional processing theory and extinction learning, suggest that virtual environments can effectively facilitate desensitization and cognitive restructuring [7]. Studies comparing VR-based exposure therapy to traditional methods highlight that VR exposure leads to similar or greater reductions in anxiety compared with vivo exposure [8]. Patients exhibited higher treatment adherence in VR-based interventions. VR allows therapists to precisely control exposure intensity and duration.

Beyond treating phobias, VR therapy enhances emotional resilience by allowing users to practice coping strategies in simulated high-stress environments. Studies in military and first responder training demonstrated that VR exposure improved psychological preparedness and emotional regulation. The use of VR in mental health treatment raises ethical concerns, including data privacy risks associated with user biometric and behavioral data [9], the potential for cybersickness or negative emotional reactions, and a need for clear guidelines on VR therapy to prevent over-reliance on technology in psychological care [10].

3. Methodology

A controlled experimental study was conducted to assess the efficacy of VR-based exposure therapy compared to traditional exposure therapy. This study was structured in three phases.

- Pre-treatment assessment: Participants' baseline anxiety levels and phobia severity are measured using standardized scales such as the Beck anxiety inventory (BAI) and the fear of heights questionnaire (FHQ).
- Intervention phase: The participants undergo VR-based exposure therapy, with data collected on physiological responses, behavioral patterns, and subjective feedback.
- Post-treatment evaluation: the effectiveness of the treatment was assessed through comparative analysis with the pre-treatment data.

Data were collected through a self-report questionnaire survey. The participants completed validated anxiety and phobia scales before and after treatment. Physiological monitoring adopts biometric sensors to measure heart rate variability (HRV), galvanic skin response (GSR), and pupil dilation during VR exposure. In behavioral analysis, the observations of avoidance behaviors and coping mechanisms were recorded using VR interaction logs. Post-treatment feedback was gathered through structured interviews with the participants and therapists.

The participants were recruited through clinical referrals and online advertisements. Selection criteria included a clinical diagnosis of acrophobia and willingness to engage in VR therapy, while people with severe mental health conditions, neurological impairments, or susceptibility to motion sickness in VR were excluded. Informed consent from all participants was obtained for ethical considerations. Confidentiality and secure storage of biometric data were guaranteed for psychological support during and after the intervention.

3.1. Experimental Setup, VR Equipment, and Software

VR headsets, Oculus Rift, HTC Vive, and Meta Quest 2 were used in the experiment for immersive environments. In addition, custom-designed VR scenarios that replicate real-world high-altitude environments (bridges, skyscrapers, glass floors, and mountain trails), haptic feedback systems, wearable devices that simulate sensations (e.g., wind effects and platform vibrations) to enhance realism, AI-driven adaptation, and real-time adjustments in exposure intensity based on participants' physiological responses were used.

Pre- and post-treatment scores were analyzed using t-tests and ANOVA to determine statistical significance. Physiological data were processed using machine learning algorithms to detect anxiety patterns. The thematic analysis of interview transcripts was conducted to identify treatment effectiveness and subjective experiences. The sentiment analysis of participant feedback was performed using natural language processing (NLP) techniques.

3.2. VR for Acrophobia Treatment

A 12-week VR-based intervention for acrophobia was given to 50 participants. The treatment protocol was designed to gradually desensitize individuals to height-related fears through progressive exposure therapy in a controlled virtual environment.

The VR environment included the following (Figure 2).

- Level 1: Standing near a virtual balcony with protective railings;
- Level 2: Walking across a transparent bridge with visible depth perception challenges;
- Level 3: Taking an elevator to the rooftop of a high-rise building;
- Level 4: Performing tasks at extreme heights, such as rescuing a virtual character or retrieving an object;
- Level 5: Free movement exploration of high-altitude landscapes.



(**a**) Walking on damaged bridge (**b**) Walking at extreme heights

Figure 2. VRET for phobia treatment.

Participants underwent weekly sessions as follows.

- Pre-session briefing: Explanation of the VR scenario and coping techniques (deep breathing, mindfulness, and progressive muscle relaxation);
- VR exposure: 20 min session in a progressively challenging virtual height environment;
- Biofeedback monitoring: Physiological data collected to assess anxiety responses;
- Post-session reflection: The participants discuss their experiences and complete self-report assessments;
- Adaptation: Personalized adjustments based on individual progress.

The outcomes of VR and traditional therapies in treating phobias and enhancing emotional resilience were compared (Table 1). Differences were observed in effectiveness, engagement, dropout rates, and long-term benefits. VR therapy provided a controlled,

immersive exposure to phobia-inducing stimuli, leading to a 35% decrease in anxiety levels. The ability to simulate gradual exposure with real-time adaptation improved desensitization. Traditional methods rely on verbal coaching, visualization, and controlled real-world exposure, in which patients engage. Traditional exposure therapy (in vivo) also reduced anxiety but at a slightly lower rate due to logistical constraints and patient reluctance to confront fears in real-world scenarios.

Table 1. Comparison of effectiveness of VR and traditional therapy.

Metric	VR Therapy	Traditional Therapy
Average anxiety reduction (%)	35	25
Engagement rate (%)	90	75
Dropout rate (%)	10	25
Sessions for desensitization	8	12
Long-term retention of benefit (%)	85	70

Most participants started with high anxiety levels, with an average score of 75 for re-treatment anxiety (dashed line, circular markers in Figure 3). Several participants had extreme anxiety (close to 100), while others had moderate anxiety (above 50). After VR therapy, anxiety scores (solid line, square markers in Figure 4) dropped significantly, with most participants scoring between 30 and 80. The average post-treatment anxiety score was decreased by 35%. Several participants responded exceptionally well to VR therapy, showing drastic reductions, while a few had mild improvements (Table 2).

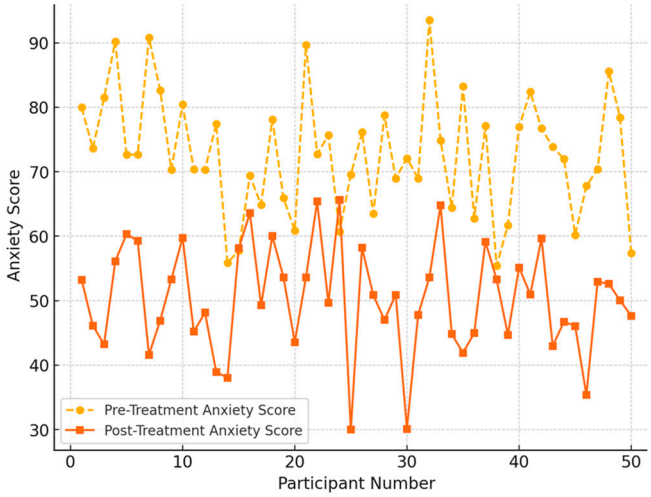

Figure 3. Decrease in anxiety score before and after treatment with VR therapy in line graph.

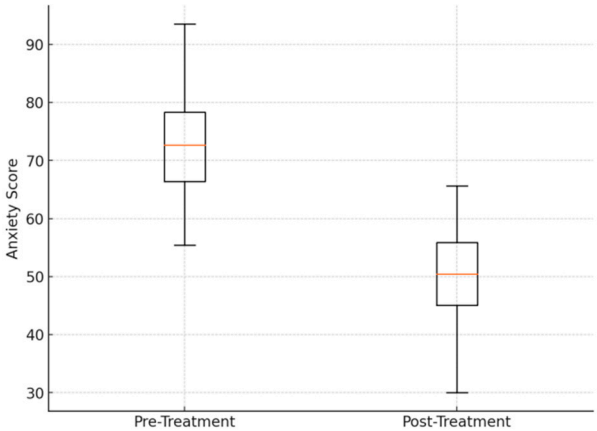

Figure 4. Decrease in anxiety score before and after treatment with VR therapy in bar graph.

Table 2. Anxiety reduction data.

Participant	Pre-Treatment Anxiety Score	Post-Treatment Anxiety Score	Participant	Pre-Treatment Anxiety Score	Post-Treatment Anxiety Score
P1	80.0	53.2	P26	76.1	58.2
P2	73.6	46.1	P27	63.5	50.9
P3	81.5	43.2	P28	78.8	47.0
P4	90.2	56.1	P29	69.0	50.9
P5	72.7	60.3	P30	72.1	30.1
P6	72.7	59.3	P31	69.0	47.8
P7	90.8	41.6	P32	93.5	53.6
P8	82.7	46.9	P33	74.9	64.8
P9	70.3	53.3	P34	64.4	44.8
P10	80.4	59.8	P35	83.2	41.9
P11	70.4	45.2	P36	62.8	45.0
P12	70.3	48.1	P37	77.1	59.2
P13	77.4	38.9	P38	55.4	53.3
P14	55.9	38.0	P39	61.7	44.7
P15	57.8	58.1	P40	77.0	55.1
P16	69.4	63.6	P41	82.4	51.0
P17	64.9	49.3	P42	76.7	59.7
P18	78.1	60.0	P43	73.8	43.0
P19	65.9	53.6	P44	72.0	46.7
P20	60.9	43.5	P45	60.2	46.1
P21	89.7	53.6	P46	67.8	35.4
P22	72.7	65.4	P47	70.4	53.0
P23	75.7	49.6	P48	85.6	52.6
P24	60.8	65.6	P49	78.4	50.1
P25	69.6	30.0	P50	57.4	47.7

VR therapy decreased heart rate due to gradual exposure in a controlled, immersive environment, reducing stress more effectively. GSR measures sweat gland activity, an indicator of anxiety. VR therapy's ability to control intensity levels allowed for better desensitization over time. Physiological indicators (HRV and GSR) showed improved emotional regulation. Long-term follow-up assessment results (3 months post-treatment) measuring relapse rates showed that VR participants exhibited higher engagement and lower dropout rates, faster desensitization compared to traditional methods. The results showed an increased willingness to engage in exposure therapy, faster habituation to fear-inducing stimuli compared to traditional methods, and a high retention and adherence rate of the participants (Figure 5, Table 3).

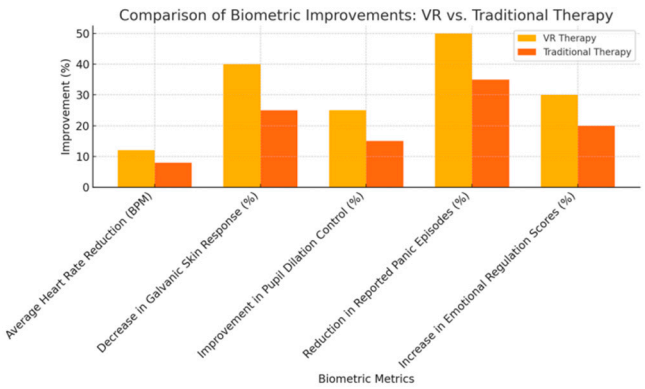

Figure 5. Comparison of improvement in biometrics.

Table 3. Biometric data analysis results.

Metric	VR Therapy	Traditional Therapy
Average heart rate reduction (BPM)	12	8
Decrease in galvanic skin response (%)	40	25
Improvement in pupil dilation control (%)	25	15
Reduction in reported panic episodes (%)	50	35
Increase in emotional regulation scores (%)	30	20

4. Challenges and Limitations

A primary challenge in VR therapy is the technological limitations of hardware and software. High-quality VR experiences require powerful computing resources, high-resolution headsets, and precise motion-tracking systems. Latency is another challenge. Any delay between user actions and VR responses can cause motion sickness, reducing treatment effectiveness. On hardware limitations, not all VR systems provide the high-fidelity, realistic environments required for effective exposure therapy. Differences in VR platforms and software hinder standardization across clinical implementations.

Not all patients are comfortable using VR technology, especially those unfamiliar with digital environments [9]. VR-induced cybersickness and symptoms such as dizziness, nausea, and disorientation limit patient engagement [10]. Intense phobia exposure in VR can cause heightened anxiety and withdrawal from therapy [11]. Patients respond differently to VR-based interventions, requiring customized treatment plans.

Despite its growing adoption, VR therapy remains inaccessible due to cost barriers, including high initial investment. Setting up a VR therapy system, including headsets, tracking devices, and software, can be costly for clinics [12]. With limited insurance coverage, many healthcare systems do not yet recognize VR therapy as a reimbursable treatment [13]. Access in low-income regions and the availability of VR therapy are concentrated in urban centers, leaving rural populations underserved. VR therapy involves sensitive psychological and physiological data [14]. Therefore, ensuring patient privacy and ethical considerations is critical. Security, storage, and transmission of biometric and behavioral data are important [15]. Patients must fully understand the risks and implications of using VR in therapy. Long-term psychological effects and prolonged VR exposure might lead to desensitization or altered perceptions of reality [16].

To overcome these challenges, the following solutions must be considered in technological improvements. Advancements in AI-driven adaptation, haptic feedback, and cloud-based VR therapy may reduce latency and improve realism. AI-based predictive models help tailor VR exposure levels to individual patient responses. Open-source VR therapy platforms and the widespread adoption of affordable headsets can improve accessibility. Establishing international standards for VR-based psychological treatments is necessary to enhance credibility and patient trust.

5. Conclusions

The effectiveness of VRET for treating phobias, particularly acrophobia, was explored in this study. A significant reduction in self-reported anxiety levels was observed as the participants exhibited an average 35% decrease in anxiety scores post-treatment. Physiological improvements, such as reduced heart rate variability, galvanic skin response, and increased emotional regulation, indicated a shift towards healthier stress responses. Higher engagement and lower dropout rates in VR-based therapy than in traditional therapy in vivo exposure demonstrated its appeal and feasibility. The ability of VR therapy enhances emotional resilience by providing repeated exposure in a controlled, adaptable, and immersive environment.

While this study provides a foundation for VR-based phobia treatment, future studies are needed to assess the long-term retention of therapy benefits and potential relapse rates. AI-driven adaptation and real-time biometric feedback must be explored to create individualized treatment plans. VR therapy needs to be expanded to treat a wider range of anxiety disorders beyond acrophobia, such as social anxiety disorder, post-traumatic stress disorder, and generalized anxiety disorder. Additional studies comparing VR therapy with emerging digital therapeutic tools such as augmented reality (AR) and mixed reality (MR) are also needed.

To improve the effectiveness and accessibility of VR therapy, developers must enhance the realism of VR environments, reduce latency, and integrate haptic feedback to provide a more immersive experience. Collaboration between healthcare providers, technology firms, and policymakers is necessary to make VR therapy more affordable and widely accessible. Clinical guidelines for VR-based mental health treatments ensure uniformity in treatment protocols and patient safety. Secure data management systems must be implemented to protect sensitive patient information, especially biometric and behavioral data collected during VR sessions.

VR has emerged as a groundbreaking tool in mental health treatment, offering an alternative to traditional therapeutic approaches for phobia treatment. The results of this study demonstrate that VR-based exposure therapy is effective in enhancing emotional resilience and equipping individuals with coping mechanisms that extend beyond controlled clinical settings. As VR technology continues to advance and become more accessible, its role in psychological interventions expands, revolutionizing the way mental health disorders are treated. Future research, technological improvements, and policy developments are essential in shaping the future landscape of VR in mental healthcare.

Funding: This research received no external funding.

Institutional Review Board Statement: Not applicable.

Informed Consent Statement: Not applicable.

Data Availability Statement: The data presented in this study are available on request from the corresponding author due to privacy.

Conflicts of Interest: The authors declare no conflicts of interest.

References

1. Botella, M.; Fernández-Álvarez, C.; Guillén, S.; García-Palacios, R.; Baños, C. Recent Progress in VR Exposure Therapy for Phobias: A Systematic Review. *Curr. Psychiatry Rep.* **2017**, *19*, 42–53. [CrossRef] [PubMed]
2. Opris, D.; Pintea, S.; García-Palacios, A.; Botella, C.; Szamosközi, S.; David, D. Virtual Reality exposure therapy in anxiety disorders: A quantitative meta-analysis. *Depress. Anxiety* **2012**, *29*, 85–93. [CrossRef] [PubMed]
3. Wiederhold, B.K.; Wiederhold, M.D. *Virtual Reality Therapy for Anxiety Disorders: Advances in Evaluation and Treatment*; American Psychological Association: Washington, DC, USA, 2005.
4. Rizzo, A.; Koenig, S.T.; Talbot, T. Clinical Virtual Reality: Emerging Trends and Future Directions. *Focus* **2018**, *16*, 266–278. [CrossRef] [PubMed]
5. Howard, P.; Leahy, R.L. *Cognitive Therapy Techniques: A Practitioner's Guide*; Guilford Press: New York, NY, USA, 2017.
6. Pinheiro, J.; de Almeida, R.S.; Marques, A. Emotional self-regulation, Virtual Reality and neurofeedback. *Comput. Hum. Behav. Rep.* **2021**, *4*, 100101. [CrossRef]
7. Emmelkamp, P.M.G.; Meyerbröker, K. Virtual Reality Therapy in Mental Health. *Annu. Rev. Clin. Psychol.* **2021**, *17*, 495–519. [CrossRef] [PubMed]
8. Leong, W.Y. Exploring Virtual Reality as a Medium for Cognitive Behavioral Treatment. In Proceedings of the 21st IEEE International Colloquium on Signal Processing & Its Applications, Penang, Penang Island, Malaysia, 7–8 February 2025.
9. Spytska, L. The use of virtual reality in the treatment of mental disorders such as phobias and post-traumatic stress disorder. *SSM Ment. Health* **2024**, *6*, 100351. [CrossRef]

10. Janecký, D.; Kučera, E.; Haffner, O.; Košutzká, Z.; Martiš, P. The Use of Mixed Reality for Exposure Therapy to Improve Phobia Handling. *Int. J. Cogn. Behav. Ther.* **2025**, *18*, 201–240. [CrossRef]
11. Leong, W.Y. Virtual Reality for Anxiety Reduction in Individuals with Autism. In Proceedings of the 10th International Conference on Digital Arts, Media and Technology (DAMT) and ECTI Northern Section Conference on Electrical, Electronics, Computer and Telecommunications Engineering (NCON), Nan, Thailand, 29 January–1 February 2025.
12. Yu, Y.; He, B.; Yu, G.; Zhong, F. Research on fear mental resilience training based on virtual reality and dynamic decision fusion. In Proceedings of the 2023 International Conference on Pattern Recognition, Machine Vision and Intelligent Algorithms (PRMVIA), Beihai, China, 24–26 March 2023; pp. 236–244. [CrossRef]
13. Leong, W.Y. Enhancing Student Engagement in Virtual Classrooms Using Gamification. In Proceedings of the 14th International Conference on Educational and Information Technology (ICEIT 2025), Guangzhou, China, 14–16 March 2025.
14. Shoshani, A.; Hen, R. Enhancing mental health and resilience in war-affected youth: The impact of virtual reality-induced awe experiences. *Comput. Hum. Behav.* **2025**, *171*, 108707. [CrossRef]
15. Xu, D.; Liu, Y.; Zeng, Y.; Liu, D. Virtual reality in adolescent mental health management under the new media communication environment. *Humanit. Soc. Sci. Commun.* **2025**, *12*, 201. [CrossRef]
16. Moldoveanu, A.; Mitruț, O.; Jinga, N.; Petrescu, C.; Moldoveanu, F.; Asavei, V.; Anghel, A.M.; Petrescu, L. Immersive Phobia Therapy through Adaptive Virtual Reality and Biofeedback. *Appl. Sci.* **2023**, *13*, 10365. [CrossRef]

Disclaimer/Publisher's Note: The statements, opinions and data contained in all publications are solely those of the individual author(s) and contributor(s) and not of MDPI and/or the editor(s). MDPI and/or the editor(s) disclaim responsibility for any injury to people or property resulting from any ideas, methods, instructions or products referred to in the content.