

Temperature Dependence of Gauge Factor of Printed Piezoresistive Layers Embedded in Organic Coatings [†]

Pavel Kulha ^{1,2,*}, Herbert Enser ¹, Johannes K. Sell ¹, Bernhard Strauß ³,
Michaela Schatzl-Linder ³, Bernhard Jakoby ¹ and Wolfgang Hilber ¹

¹ Institute for Microelectronics and Microsensors, Johannes Kepler University, Linz, Austria; herbert.enser@jku.at (H.E.); johannes.sell@jku.at (J.K.S.); bernhard.jakoby@jku.at (B.J.); wolfgang.hilber@jku.at (W.H.)

² Department of Microelectronics, Faculty of Electrical Engineering, Czech Technical University, Prague, Czech Republic

³ R&D Organic Coatings, Voestalpine Stahl GmbH Linz, Austria; bernhard.strauss@voestalpine.com (B.S.); michaela.schatzl@voestalpine.com (M.S.-L.)

* Correspondence: pavel.kulha@jku.at; Tel.: +43-732-2468-6277

[†] Presented at the Eurosensors 2017 Conference, Paris, France, 3–6 September 2017.

Published: 9 August 2017

Abstract: The paper reports on temperature behavior of strain sensitivity of recently introduced screen printing technology facilitating the realization of silver and carbon black piezoresistors embedded in organic coatings. Piezoresistive layers were prepared by screen printing directly on the top of the organic coating. Since no glue or carrying substrates are between the sensitive element and the device under test, the coupling factor is high and the strain is efficiently transferred to the sensing element. The strain induced changes in resistance (piezoresistive effect) are generally lower compared to the changes induced by temperature. The temperature dependence of the sensitivity to strain was investigated utilizing both single element piezoresistors and piezoresistors connected to a Wheatstone bridge. The study analyzes strain-gauges under longitudinal tensile and compressive strain and temperatures up to 80 °C. Screen printed strain gauges can provide reliable and robust strain measurements for coated metallic substrates, the sensor performance is comparable to the conventional solution with glued sensors.

Keywords: gauge factor; temperature coefficient; embedded sensors; screen printing; organic coatings

1. Introduction

Organic materials take up importance in a wide range of electronic applications. It is possible to utilize them as conductive, semiconductive and also insulating layers. In past years, the attractiveness of polymers and organic-inorganic composites increased also in the field of sensing applications.

Piezoresistivity is a physical phenomenon defined as a change of the electrical resistivity of a material when subjected to mechanical strain. Piezoresistive behavior can be observed on pure metals and their alloys (Pt, Au, Ag, NiCr, CuNi) [1], crystalline material and their poly-, nano-crystalline form (Si, Ge, GaAs, GaN, diamond) [2], polymers (PEDOT:PSS, PVDF:TrFe [3,4]), and composites of conductive or semiconductive micro- and nano-particles in polymer matrixes (polymeric silver or carbon black pastes [5], CNT-PDMS composites [6] and other poly-amide, -imide, PMMA composites [7]).

In contrast to the majority of work in the field of organic strain sensitive elements, which has laid the focus mainly on flexible or wearable electronics, this work addresses the embedding of

functional polymers into organic coatings deposited on mostly rigid substrates such as sheet metals. That way an organic coating, initially intended just for protective or optical purposes, can turn into something smart and intelligent.

2. Materials and Methods

2.1. Fabrication of Strain-Gauges

Screen printing was recently demonstrated to be a most suitable technology for embedding strain gauges and heaters in the organic coatings [5]. Substrates were provided in the pre-coated state as steel sheet substrates with organic primer coatings. Sensor structures were printed using the semi-automatic screen print machine RokuPrint SD05. The printed strain gauges were then thermally cured at the recommended temperatures for each ink. Carbon black (EDAG PR 406B E&C, Henkel, Düsseldorf, Germany) is cured at 150 °C for 30 min, silver (EDAG PF050 E&C, Henkel, Düsseldorf, Germany) is cured at 140 °C for 4 min. Thermal curing was done convection oven. Afterwards, the strain gauges can optionally be top coated. If applied, it is spin coated at a speed of 2000 rpm for 120 s followed by a curing at 250 °C for 90 s to cure the top coat.

2.2. Piezoresistivity Testing

A strain gauge array was printed on top of a coated steel substrate. The heater, which is used for temperature characterization is printed underneath on the bottom side of the substrate. The heater covers the area of the sensor array to achieve a uniform temperature distribution along the sensor array (see Figure 1). The screen printed heater is capable of heating the substrate ($130 \times 70 \times 0.6 \text{ mm}^3$) up to 100 °C at a power of 25 W. The stability of the surface temperature (on the sensor side) was measured using a PT1000 temperature sensor in an SMT0603 package.




Figure 1. Heating curve and IR image of screen printed silver heater (steady state temperature distribution at a heating power of 20 W; the sensor temperature is 80 °C. The temperature distribution is virtually uniform in the sensor area. The meander like heater is visible due to its much lower emission coefficient compared to organic primer.

The structure of sensor array is depicted in Figure 2. Resistors in a Wheatstone bridge configuration which are oriented perpendicularly to the applied strain are insensitive to the mechanical load applied to the free end of the single clamped steel beam and facilitate a basic temperature compensation of the bridge output voltage. Changes in the bridge voltage according to the applied tensile and compressive strain were measured at different operating temperatures. Conductive carbon black (PR-406B) and silver (PF-050) pastes were printed to create meander-like resistors with a linewidth of 100 µm, 200 µm, 300 µm, and 400 µm respectively.

The fabricated samples were tested on a test bench where the strain is produced using a linear motorized stage to deflect the free end of single side fixed steel. The test bench provides automated control of the linear stage, of the heater, and of the acquisition of the measured data.

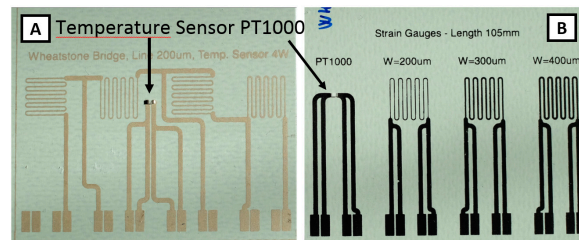


Figure 2. Fabricated samples of Wheatstone bridge-based strain sensor with sensitive and compensating resistors and temperature sensor (A). Single element piezoresistors (for four-point measurement) with different line width (B).

3. Results

Realized structures were scanned with a Bruker Dektak XT profilometer. The measured profiles depicted in Figure 3 show that final thicknesses of the sensitive layers are $\sim 5 \mu\text{m}$ and $\sim 10 \mu\text{m}$ for silver and carbon black respectively (a 120/34 threads/inch screen printing mesh was used).

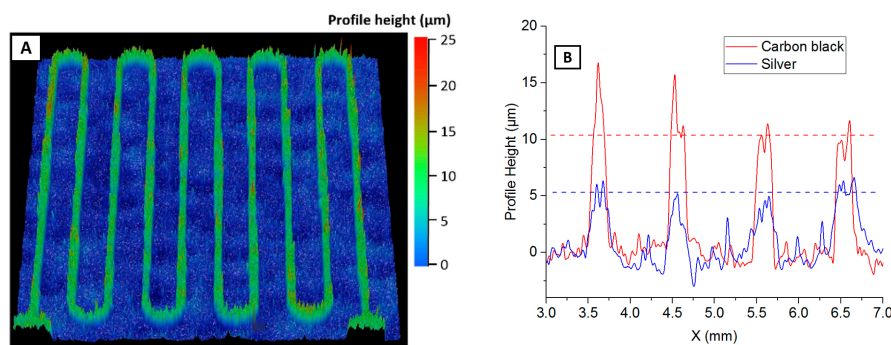


Figure 3. 3D scan (A) and printed line profiles of the silver and carbon black sample (B) with linewidth of $200 \mu\text{m}$.

The result from the characterization of the gauge factor and its temperature dependence are depicted in Figure 4. Ten loading cycles (leading to a compressive and tensile strain of $\pm 4.5 \times 10^{-4}$ (-)) were performed for each temperature step. The resistance of individual resistors or bridge output voltage was measured using a precision multimeter (Keithley DMM7510). The strain sensitivity (GF) of the silver piezoresistors remains constant at the level of $\text{GF} = 1.75$ (-) over the measured temperature range, while the sensitivity of the carbon-black piezoresistors increased by 40% up to the level of $\text{GF} = 5.81$ (-). A similar behavior can be observed for bridge based samples. The low absolute resistance ($50 \div 150 \Omega$) of the silver resistors shows that the paste is fully cured. The silver particles create a good conductive path which is stable even at elevated temperatures. However, the GF of the silver paste provides a lower strain sensitivity, which is mainly caused by a change in dimensions due to applied strain. In the case of carbon black, lower particle conductivity and lower percolation levels lead to higher absolute resistances ($6 \div 15 \text{ k}\Omega$) and stronger intra- and inter-particle effects under applied strain and thus higher GF, which shows a stronger temperature dependence. Figure 5 depicts significant difference in the temperature dependence of the bridge output voltage of the silver and carbon black samples.

In contrast to deformation sensitivity, the carbon black piezoresistors connected to Wheatstone bridge exhibit lower temperature coefficient of the bridge output voltage.

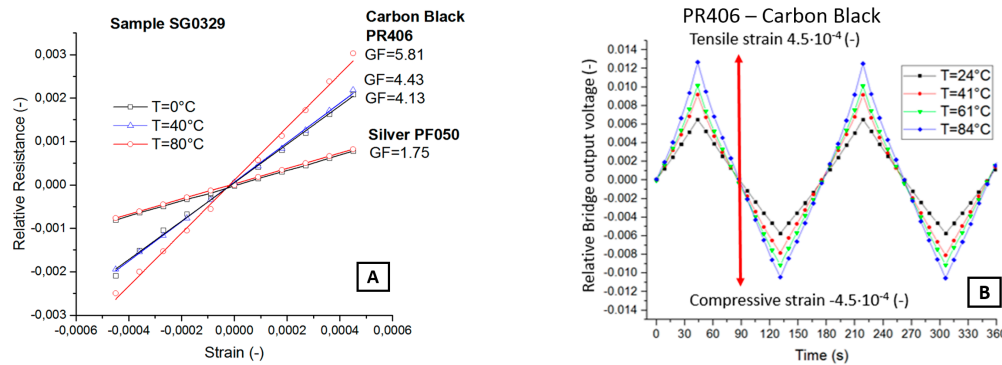


Figure 4. Relative resistance and GF comparison for silver and carbon black samples at different operating temperatures (A) and relative bridge voltage of carbon black sample under strain changes (B) measured at different operating temperatures.

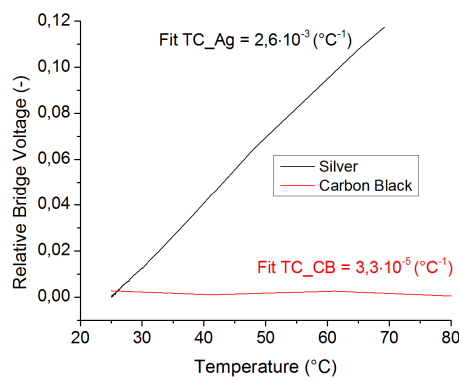


Figure 5. Comparison of temperature coefficients of the bridge output voltage for silver and carbon black sample (measured at zero deformation).

4. Conclusions

The results show that, while the strain sensitivity of silver paste is constant over the measured temperature range (gauge factor GF ~ 1.8), the sensitivity of carbon black has increased in the measured temperature range from 0 to 80 °C (GF 4.1 \div 5.8).

In both cases, the electrical conductivity originates from conductive paths within the polymer matrix, and the piezoresistive behavior is influenced by both intra- and inter-particle effects. The resulting strain sensitivity depends on factors like particle conductivity, percolation level and process parameters (e.g., curing temperature). Silver strain gauges exhibits excellent linearity, repeatability and constant temperature coefficient of resistance over wide range of temperatures. Carbon black exhibits a higher deformation sensitivity (GF is $2 \div 3\times$ higher, compared to silver), but its temperature dependence of deformation sensitivity is also higher and disadvantageous in the practical utilization and design of conditioning circuits.

Acknowledgments: This work was supported by the Linz Center of Mechatronics (LCM) in the framework of the Austrian COMET-K2 programme.

Conflicts of Interest: The authors declare no conflict of interest.

References

1. Fraden, J.; King, J.G. *Handbook of Modern Sensors: Physics, Designs, and Applications*, Springer-Verlag: New York, NY, USA, ISBN 978-1-4419-6466-3.
2. Kulha, P.; Babchenko, O.; Kromka, A.; Husak, M.; Haenen, K. Design and fabrication of piezoresistive strain gauges based on nanocrystalline diamond layers. *Vacuum* **2012**, *86*, 689–692.

3. Lang, U.; Rust, P.; Dual, J. Towards fully polymeric MEMS: Fabrication and testing of PEDOT/PSS strain gauges. *Microelectron. Eng.* **2008**, *85*, 1050–1053.
4. Khan, S.; Dang, W.; Lorenzelli, L.; Dahiya, R. Flexible Pressure Sensors Based on Screen-Printed P(VDF-TrFE) and P(VDF-TrFE)/MWCNTs. *IEEE Trans. Semicond. Manuf.* **2015**, *28*, 486–493.
5. Enser, H.; Kulha, P.; Sell, J.K.; Jakoby, B.; Hilber, W.; Strauß, B.; Schatzl-Linder, M. Printed strain gauges embedded in organic coatings. *Procedia Eng.* **2016**, *168*, 822–825.
6. Lai, Y.-T.; Chen, Y.-M.; Yang, Y.-J.J. A novel CNT-PDMS-based tactile sensing array with resistivity retaining and recovering by using dielectrophoresis effect. *J. Microelectromech. Syst.* **2012**, *21*, 217–223.
7. Bloor, D.; Graham, A.; Williams, E.J.; Laughlin, P.J.; Lussey, D. Metal-polymer composite with nanostructured filler particles and amplified physical properties. *Appl. Phys. Lett.* **2006**, *88*, 102103.



© 2017 by the authors. Licensee MDPI, Basel, Switzerland. This article is an open access article distributed under the terms and conditions of the Creative Commons Attribution (CC BY) license (<http://creativecommons.org/licenses/by/4.0/>).