

Article

Usefulness of Hulled Wheats Grown in Polish Environment for Wholegrain Pasta-Making

Aneta Bobryk-Mamczarz ¹, Anna Kieltyka-Dadasiewicz ^{2,*} and Leszek Rachon ²

¹ PZZ LUBELLA GMW Sp. z o.o. Sp. k., ul. Wrotkowska 1, 20-469 Lublin, Poland;

A.Bobryk-Mamczarz@maspex.com

² Department of Plant Production Technology and Commodity Science, University of Life Sciences in Lublin, Akademicka 15, 20-950 Lublin, Poland; leszek.rachon@up.lublin.pl

* Correspondence: anna.kieltyka-dadasiewicz@up.lublin.pl; Tel.: +48-81-445-6629

Citation: Bobryk-Mamczarz, A.; Kieltyka-Dadasiewicz, A.; Rachon, L. Usefulness of Hulled Wheats Grown in Polish Environment for Wholegrain Pasta-Making. *Foods* **2021**, *10*, 458. <https://doi.org/10.3390/foods10020458>

Academic Editor: Laura Gazza and Francesca Nocente

Received: 16 December 2020

Accepted: 15 February 2021

Published: 19 February 2021

Publisher's Note: MDPI stays neutral with regard to jurisdictional claims in published maps and institutional affiliations.



Copyright: © 2021 by the authors. Licensee MDPI, Basel, Switzerland. This article is an open access article distributed under the terms and conditions of the Creative Commons Attribution (CC BY) license (<http://creativecommons.org/licenses/by/4.0/>).

Abstract: The best pasta raw material is durum wheat (*Triticum turgidum* subsp. *durum* (Desf.) Husn.). Recently, old wheat species have also attracted interest. The aim of the study was to evaluate their usefulness for industrial pasta production. The technological characteristics of grains and the organoleptic characteristics of pasta obtained from hulled emmer (*T. turgidum* subsp. *dicoccum*) and spelt (*T. aestivum* ssp. *spelta*) were determined and compared to durum wheat, as a standard pasta raw material, and common wheat (*T. aestivum*). All wheats were grown under identical conditions. The hardness of kernels was assessed using the practical size index, wheat hardness index, torque moment, milling work of 50 g of flour, semolina yield, and starch damage. The technological and nutritional values of semolina, i.e., protein and ash content, wet gluten yield and quality, and falling number, were determined. Moreover, the organoleptic characteristics of cooked pasta were analysed in terms of appearance, colour, taste, smell, and consistency. The milling parameters of emmer were comparable to those of durum wheat; moreover, the content of protein, gluten, and ash was higher in emmer. Spelt was found to be similar to common wheat. Hulled wheats, especially emmer, show good quality parameters and can be an alternative raw material for industrial pasta production.

Keywords: innovative pasta raw materials; durum; emmer; spelt; pasta

1. Introduction

It is widely believed that the best raw material for pasta production is durum wheat (*Triticum durum* Desf.) due to the hardness and vitreousness of its grains, quality of gluten proteins, high yellow pigment content, as well as its light and thin bran layer [1,2]. In recent years, however, much attention has been given to the old species, i.e., hulled wheats such as spelt, emmer, or einkorn, to make traditional products. Hulled wheats are characterised by a lower yield but many of them have a high nutritional value, including higher protein content and wet gluten yield as well as higher content of macro-, micronutrients, and vitamins [3–8]. Regardless of the species, wheat kernels and the resulting semolina should meet certain requirements of pasta producers. The content and quality of protein and gluten, kernel vitreousness and hardness, yellow pigment content, and falling number are relevant. During the production of pasta, the granulation of semolina, its ash content, and the degree of starch damage are also of importance [9]. Pasta producers from different countries have similar requirements for semolina dedicated to the production of pasta. Polish manufacturers of pasta often use the quality guidelines for wheat grain and semolina contained in the non-obligatory Polish Standards [10,11], where, in the case of semolina, recommendations are total ash content max. 0.9%; wet gluten yield min. 30% and its deliquescence up to 13 mm; falling number, being a measure of the amylolytic

activity of durum wheat grain, at a minimum level of 300 s; and bulk density of grain at least 75 kg hl⁻¹. Italian law indicates protein content as min. 10.5% and max. 0.9% ash content [12]. On the other hand, Sieber [13], in turn, states that pasta producers in Germany require durum wheat to contain more than 14% protein, grain vitreousness above 75%, parameter b* above 22, and falling number above 220 s.

According to the legislation of France, Greece, and Italy, pasta for local markets can be produced only from durum wheat, without any admixtures of common wheat. In countries such as the USA, Canada, Australia, or Spain, only durum wheat is used by choice in the production of pasta [1,7,14]. In other European countries, pasta producers also use other available raw materials, including high-quality cultivars of common wheat. Other types of wheat may also potentially be the pasta raw material [15,16], but insufficient data are currently available on the use of hulled wheat as a substitute for durum and common wheat in industrial pasta making and their quality [6].

Durum wheat has specific climatic requirements. It grows best in dry, hot, continental climates; therefore, it is mainly grown in the Mediterranean basin, North America, and Kazakhstan. For several years now, it has also been successfully cultivated in Central Europe. Attempts have also been made to obtain durum wheat cultivars for cultivation under temperate conditions [17–20]. The choice of raw materials for the pasta industry is associated not only with their quality, but also their supply. This can be problematic in cases of less yielding and less widespread hulled wheats; climatic constraints on durum cultivation should also be considered [21]. The cultivation of common wheat (*Triticum aestivum* ssp. *vulgare* L.) is the most widespread in the world [22]. Some cultivars of common wheat are of high technological value and are used not only as a bakery raw material, but also for pasta production in some parts of Europe and the world [22–25]. The aim of the present study was to determine the usefulness of two species of hulled wheats, emmer and spelt, for the pasta industry, as compared to two cultivars of durum wheat grown in Poland under temperate conditions, with the indication that 'SMH87' is a local cultivar. [26].

2. Material and Methods

2.1. Plant Material

In order to assess the suitability of the hulled wheats (spelt and emmer) for pasta production, the technological characteristics of kernels were determined and compared with durum wheat, considered the best pasta raw material and common wheat, and now also widely used in the pasta industry (Table 1).

Table 1. Wheat species and cultivars tested.

| Wheat Species | Botanical Latin Name | Cultivar |
|---------------|--|-----------------------------|
| spelt | <i>Triticum aestivum</i> ssp. <i>spelta</i> (L.) Thell. | 'Wirtas' |
| emmer | <i>Triticum turgidum</i> subsp. <i>dicoccum</i> (Schrank ex. Schübl.) Thell. | 'Bondka' |
| durum | <i>Triticum turgidum</i> subsp. <i>durum</i> (Desf.) Husn. | 1. 'Floradur' 2. 'SMH87' |
| common | <i>Triticum aestivum</i> L. | 'Torridon' |

To eliminate the effects of the changeable environmental conditions of raw material production on the quality and usability of the kernels, a field experiment was conducted, in which the same agrotechnical, soil, and climatic conditions were maintained for each cultivar tested, as previously described [21]. The experiment was continued for three consecutive years (2015–2017) in the locality of Hopkie (50°30'28" N 23°39'40" E; 221 m a.s.l., Lubelskie Province, Poland) on rendzina soil. The experiment was set up using a random block design, with three replicates, on plots with area of 0.17 ha. The conducted soil tillage was typical of a conventional tillage system and the fertilisation and cultivation of the plantations were used as modern agriculture and managed in accordance with Good Agriculture Practice. The suitability of kernels of individual cultivars for pasta production

was assessed annually. After harvesting, the kernels were cleaned and dried to a constant humidity of 13%.

2.2. Kernel Hardness Characteristics

The milling value of kernels of each cultivar was evaluated using the following hardness characteristics:

- The particle size index (PSI) expressed as % of the flour produced under the standard grain milling conditions obtained using a Quadrumat Junior mill (Duisburg, Germany). The grain was ground in a mill with grinding gaps of I–II at 0.8 mm; II–III at 0.3 mm; III–IV at 0.1 mm and roll grooves of I and II at 5R/cm; III and IV at 8 R/cm. The obtained grist was sieved in a laboratory sifter on a sieve with a mesh size of 500 μm , so that we received wheat bran and unpurified semolina. Purified semolina (extract $50\% \pm 2\%$ in relation to the grain) was obtained on the principle of self-sorting and was undersown on sieves wrapped with gauze at 0.8, 0.5, and 0.35 mm. Higher PSI values correspond to the grains of lower hardness.

Using a Brabender hardness tester (Nossen, Germany) determined:

- The torque value expressed as the maximum height of the graph in Brabender units (BU).
- The milling work required for fragmentation of 50 g of the grain sample, read as a function of the surface plotted by the recorder.
- The amount of flour produced with a particle size of $<120 \mu\text{m}$ on the laboratory sifter (%).
- The wheat hardness index (WHI) expressed as the ratio of torque in BUs to the quantity of flour (%).
- The yield of non-purified semolina (%) using a Quadrumat Junior mill (Duisburg, Germany).

2.3. Quality of Wheat Semolina

From the wholegrain samples, semolina was separated reaching—for all of the tested wheat species—a constant yield of 50% in relation to the grain. The usefulness of semolina was evaluated by determining:

- The total protein content (%) using the Kjeldahl method according to PN-EN ISO 20483 [27].
- The yield of wet gluten (%), its elasticity, and deliquescence according to PN-77/A-74041 [28]. To 50 g of semolina, 25 cm^3 of tap water at 20 °C was added and the dough was kneaded. The dough was rolled into a ball by hand and placed in a steamer for 20 min. After this time, the dough ball was kneaded under running water until the starch was completely washed out (until the water showed no reaction to the presence of starch with Lugol's solution). The obtained gluten ball was pressed by hand to remove excess water, and its weight was determined on a laboratory balance with an accuracy of 0.01 g. The gluten content was converted into 100g of semolina. In order to determine the elasticity, 5 g of the washed gluten was weighed with an accuracy of 0.01 g and formed into a 2 cm long roll. The roller was taken in two hands with the tips of the fingers and brought closer to the millimetre scale so that the lower end of the roller fell to the zero point of the scale in the upper part of the measure. Then, with the fingers of one hand, it was pulled down slightly to the 5 cm point, then the lower end of the roller was released and the behaviour of the pulled-out gluten roller was observed. Gluten elasticity is defined in degrees: 1st degree—elastic gluten, showing the ability to stretch up to 5 cm and return to the zero point of the scale; 2nd degree—moderately elastic gluten, showing the ability to stretch up to 5 cm and return only to half the length, i.e., up to 2.5 cm; 3rd degree—inelastic gluten, showing the ability to stretch, but not shrinking completely, sagging and showing the ability to stretch further; 4th degree—inelastic (short) gluten, breaks before

stretching up to a length of 5 cm. Gluten deliquescence was determined as follows: 5 g of gluten was balled and placed on a glass plate with a millimetre mark underneath. The ball diameter was measured in two perpendicular directions. The plate was covered with a glass beaker and placed in an oven at 30 °C for 60 min. After this time, the ball diameter was measured again. Gluten deliquescence is expressed in mm as the difference between the final and initial ball diameters.

- The falling number applying the Hagberg–Perten method according to PN-ISO 3093 [29].
- The degree of starch damage (%) using SD Matic (Chopin, Villeneuve-la-Garenne, France), according to AACC 76-31 [30].
- The total ash content (%) according to PN-ISO 2171 [31].
- Colour using a CR-410 Chroma Meter (Konica-Minolta, Tokyo, Japan) in the CIE $L^*a^*b^*$ system, where L^* is a measure of lightness (ranging from 0 for ideal black to 100 for ideal white); a^* , where negative values indicate green and positive values indicate red; and b^* , where positive values indicate yellow. While interpreting the numerical values in the CIE $L^*a^*b^*$ system, it should be assumed that the higher the b^* value, the more yellow the sample and the higher the L^* value, the lighter the sample. In the paper, we presented only the values of b^* , reflecting the yellow colour of the sample, in correlation with L^* , responsible for the lightness of the sample. The third element of chromaticity in the CIE $L^*a^*b^*$ system, i.e., a^* , which determines the intensity of the red colour, was neglected as its values were around zero (0.13–1.95) and the parameter itself is less important for the quality of pasta.

2.4. Preparation and Organoleptic Evaluation of Pasta

The wholegrain pastas were prepared under repeatable laboratory conditions from each of the wheat cultivars tested to determine their organoleptic characteristics. The following procedures were observed: 80 mL of water at room temperature was slowly added to 200 g of wholegrain wheat semolina obtained after the one-step 20-s milling (Thermomix Vorwerk, Wollerau, Switzerland), thus a characteristic pasta dough in the form of a crumble with a moisture content of about 38% (deficient in water) was obtained. The pasta dough was formed in a steel kneading-trough using a rotating agitator for 3 min, embossed through a matrix, and formed into a rotini shape, which was then cut with a slidable knife into four-centimetre pieces (Figure 1). The products were pre-dried at 35 °C for 30 min. and then dried in a food dryer at 60 °C (± 2 °C) for 6 h to a standard humidity of 12% (Figure 2).



Figure 1. Pasta preparation (photo by A. Bobryk-Mamczarz).



Figure 2. Wholegrain semolina and pasta of individual cultivars (photo by A. Bobryk-Mamczarz).

The pasta of each sample was cooked separately in slightly salted water (14 g of NaCl for 2 l of water according to PN-93/A-74130 [32]) over the prescribed minimum cooking time (5 min.), after which the cooked pasta is *al dente* and ready to eat. The organoleptic characteristics were evaluated by a team of five professional certified sensory experts with confirmed sensory sensitivity, professionally involved in organoleptic analysis. The 100-g samples of pasta obtained from each of the cultivars tested were assessed in terms of appearance, colour, taste, smell, and consistency in accordance with PN-87/A-74131 [33]. Each feature was scored on a scale of 1 to 5. The arithmetic means of five evaluations gave the final result for the pasta of each wheat.

2.5. Statistical Analysis

The results were statistically analysed using the analysis of variance (ANOVA) and Statistica 12 PL software, assessing with Tukey's post hoc HSD (honest significant difference) test; $p \leq 0.05$ was considered statistically significant.

3. Results and Discussion

3.1. Grain Milling Value

The technological suitability of wheat for pasta production can be assessed based on the milling value of grains and the physicochemical parameters of semolina. The highest torque value, corresponding to the wheat of harder grains, was found for the emmer wheat (372 BU) followed by 'Floradur' (358 BU) and 'SMH87' (345 BU) (Table 2). The biggest work (1201 J) required for fragmentation of 50 g of a grain sample was found for 'Floradur', followed by 'SMH87'—1155 J; the results differed significantly. The work needed for fragmentation of the emmer wheat was 9.6% lower, as compared to 'Floradur'. In the case of soft endosperm wheats, i.e., spelt and common wheats, both parameters mentioned above were lower, thus more fine flour $< 120\mu\text{m}$ was produced during milling. Both wheat cultivars tested (durum and emmer) were also characterised by higher yields of wholegrain semolina, as compared to spelt and common wheat. The above results were consistently confirmed by the WHI and PSI. The highest WHI was recorded for durum wheat cultivars: 'Floradur'—160; 'SMH87'—143; emmer—131. The PSI, which expresses the percentage of flour produced during fragmentation, was the lowest one for wheats with harder endosperms. According to Rachoń [34], the grain of higher hardness wheats is best for pasta production, due to its higher ability to form semolina, the granulation and roughness of milling products, and the amount of fine flour produced during milling. The

author has reported a higher torque value, lower amounts of fine flour, a higher WHI, and a lower PSI for hard durum wheat cultivars and lines compared to common wheat 'Sigma'. Moreover, Cacak-Pietrzak and Gondek [35] as well as Wójtowicz et al. [24] have demonstrated a higher hardness of common wheat grains, as compared to spelt, which is consistent with our results.

Table 2. Kernel hardness characteristics (means of the years 2015–2017).

| Wheat Species | Torque Value [BU] | Milling Work of 50 g of Flour [J] | Amount of Flour with a Particle Size <120 μm [%] | wholegrain Semolina Yield [%] | WHI | PSI |
|---------------|-------------------|-----------------------------------|---|-------------------------------|------------------|--------------------|
| spelt | 252 ^{E*} | 759 ^{E*} | 5.64 ^{B*} | 73.4 ^{D*} | 49 ^{D*} | 16.3 ^{A*} |
| emmer | 372 ^A | 1086 ^C | 2.89 ^C | 76.7 ^A | 131 ^C | 7.2 ^C |
| durum 1 | 358 ^B | 1201 ^A | 2.34 ^D | 76.4 ^B | 160 ^A | 7.2 ^C |
| durum 2 | 345 ^C | 1155 ^B | 2.38 ^D | 76.5 ^{AB} | 143 ^B | 7.0 ^C |
| common | 335 ^D | 966 ^D | 7.04 ^A | 75.0 ^C | 50 ^D | 12.9 ^B |

* Values denoted with the same letter are not statistically significantly different ($p \leq 0.05$).

Furthermore, the degree of starch damage in semolina depends on the hardness of kernels. According to Dziki et al. [36], the flour obtained from harder grains is characterised by a higher degree of starch damage, as compared to the soft wheat flour, which is confirmed by our results (Figure 3). For both sifting granulations of purified semolina (through a sieve of 95 and 180 μm), the highest degree of starch damage was found in 'Floradur' and 'SMH87', followed by emmer (8.0 and 5.8%, 7.9% and 5.6%, and 7.1 and 4.4%, respectively). Lower starch damage was observed in the common wheat and the lowest one in the spelt (6.0 and 4.1% and 4.0 and 2.6%, respectively).

Milling conditions have a significantly greater impact on the degree of starch damage than the choice of wheat cultivars [37,38]. The degree of starch damage is a determinant of milling quality assessment, which may cause the water absorption of semolina during kneading the dough to be too high, and during pasta cooking, too much water-soluble amylose is released into the solution. According to Szafrńska [39], the damaged starch absorbs more water during dough formation, as compared to the undamaged starch; hence, less water is left for proper gluten network development. During the milling of durum wheat into semolina for the production of pasta, the aim is to minimise starch damage. The optimal degree of starch damage also depends on the amount of total protein [39]. Therefore, in the case of wheat milling for pasta production, the degree of starch damage should be as low as possible. Our results indicated that the degree of starch damage increased with an increase in granulation for all the samples tested. The highest degree of starch damage (in the material of the same granulation) was recorded in the case of both durum and emmer wheat cultivars, and the lowest in spelt. Much lower starch damage in products of the same species and cultivars, but with higher granulation, recommends such grinding for pasta purposes, which results in as little flour as possible and as much grist as possible.

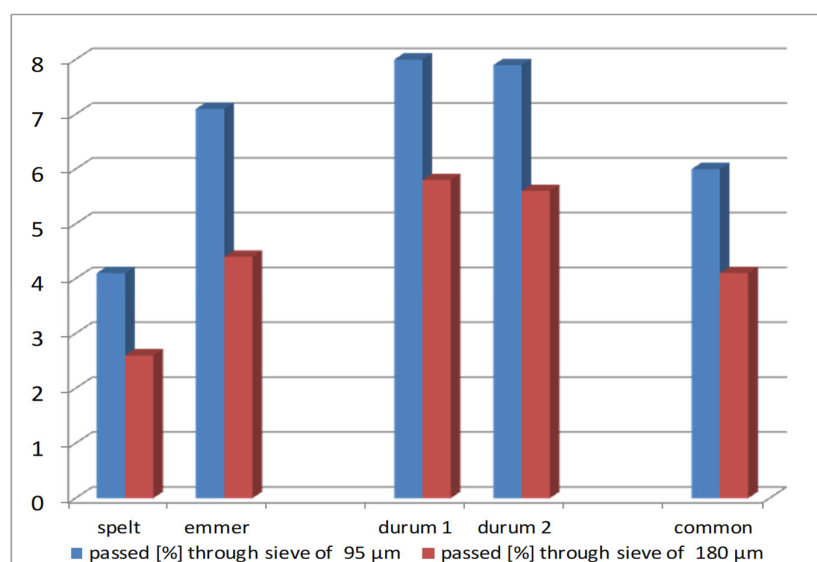


Figure 3. Starch damage degree.

3.2. Quality Parameters of Semolina

3.2.1. Protein Content and Gluten Yield

The protein content in the raw material is one of the most important parameters determining its suitability for pasta production [1,34,40]. The highest total protein content in purified semolina was found for emmer—18.0%; significantly lower values were determined in spelt semolina—14.8%; and in both durum wheat cultivars—'SMH87' and 'Flora-dur'—4.1 and 4.3 percentage points (p.p.), respectively, as compared to emmer (Table 3). The lowest total protein content was found in common wheat semolina—12.2%. The highest amount of gluten was washed out from hulled wheat semolina: in emmer, the percentage of gluten was 38.0%, a significantly lower amount (by 4.6 p.p.) was found in spelt. The amount of gluten washed out from wheats of both durum cultivars was comparable (28.7–28.8%); the lowest yield of gluten was observed for common wheat—24.3%, which was lower by 13.7 p.p. than the yield observed in emmer. Likewise, in the studies by Branković et al. [41], Woźniak [42], Geisslitz et al. [43], and Rachoń [20], the durum wheat contained more total protein and gluten than the common wheat. Majewska et al. [44] reported a higher content of wet gluten in flours from seven spelt cultivars and a higher total protein content (except for one cultivar—Celario), as compared to common wheat flour. In contrast, Sobczyk et al. [45] reported a lower content of protein and gluten proteins in spelt than in common wheat; in turn, Frakolaki [46] reports that spelt had more protein but less gluten than common wheat. According to Suchowilska et al. [47], the total protein content was higher in emmer than in spelt, which was confirmed in our study.

Table 3. Quality parameters of fine semolina (means of the years 2015–2017).

| Wheat Species | Protein content [%] | Wet Gluten Yield [%] | Deliquescence of Gluten [mm] | Elasticity of Gluten [Degrees] | Falling Number [s] | Total Ash Content [%] |
|---------------|---------------------|----------------------|------------------------------|--------------------------------|--------------------|-----------------------|
| spelt | 14.8 ^{B*} | 33.4 ^{B*} | 4.8 ^{BC*} | II | 388 ^{D*} | 0.70 ^{D*} |
| emmer | 18.0 ^A | 38.0 ^A | 13.0 ^A | III | 452 ^C | 1.27 ^A |
| durum 1 | 13.7 ^C | 28.7 ^C | 4.5 ^C | II | 506 ^A | 0.80 ^C |
| durum 2 | 13.9 ^C | 28.8 ^C | 5.6 ^B | II | 477 ^B | 0.85 ^B |
| common | 12.2 ^D | 24.3 ^D | 2.8 ^D | II | 375 ^E | 0.63 ^E |

* Values denoted with the same letter are not statistically significantly different ($p \leq 0.05$).

3.2.2. Quality of Gluten

The quality of gluten was assessed by determining the deliquescence and elasticity of gluten. The lowest deliquescence was determined in gluten from the common wheat semolina—2.8 mm; its value was significantly different compared to other species. The deliquescence of gluten from 'Floradur' (4.5 mm) was not significantly different from the value observed for spelt semolina—4.8 mm (Table 3). Furthermore, the deliquescence of gluten from spelt semolina was not significantly different from that observed in 'SMH87'—5.6 mm. The highest deliquescence was found in emmer gluten—13.0 mm. Emmer gluten was characterised by the highest elasticity (III degree). The remaining species were characterised by second-degree elasticity. Rachoń [34] observed deliquescence of 7–13 mm in eight lines and cultivars of durum wheat. The author has emphasised that gluten in the pasta industry cannot be too short and strong (deliquescence should not be too low) or too weak (deliquescence should not be too high as well). According to the study results reported by Rachoń et al. [2], the durum wheat flour was characterised by gluten deliquescence of 6.3–6.6 mm; in the common wheat flour, this value was 1.5 mm while in the spelt flour—4.0–4.4 mm.

3.2.3. Falling Number

The highest falling number was recorded for 'Floradur'—506 s. The falling number for 'SMH87' was significantly lower—477 s. The falling number of semolina obtained from emmer was 452 s, and from spelt—388 s. The lowest falling number was found in common wheat semolina—375 p. The Hagberg falling number indicates the activity of alpha-amylase in the kernel; in the case of sprouted grain, the falling number is expected to be lower than in grains with low alpha-amylase activity [48,49]. According to Woźniak [42], the falling number in durum wheat was higher than 300 s, regardless of the level of agrotechnics. In the study by Sobczyk et al. [45], the falling number in spelt flour was 257–364 s, while in common wheat flour—271 s. Moreover, Majewska et al. [44] have reported a falling number of 215–315 s in spelt flour and of 296 s in ordinary wheat flour. According to Krawczyk et al. [50], the value of this parameter was 270–331 s in spelt flour and 296 s in common wheat flour. Stoliczkova and Konvalina [51] in their studies on organic farms in the Czech Republic found the lowest falling number in the control sample, which was common wheat—245 s; in emmer, this number was 238–338, and in spelt—304–356 s. Higher values for falling number in the case of refined semolina in relation to the whole grain may indicate that debranning and germ removal during the milling process reduce the activity of amylolytic enzymes and thus, increase the falling number. Obuchowski [52] states that semolina of the quality indicated for pasta making should have a falling number of 350–450 s. Polish standards [10,11] indicate the value of the falling number in the raw material for pasta production at a minimum of 250 s for common wheat and a minimum of 300 s for durum wheat. Sjöberg et al. [53] distinguish low-quality wheat genotypes as this with falling number below 300 s. The low falling number, in addition to the risk of excessive darkening of the pasta, may affect its stickiness and the formation of clumps due to the process of excessive starch degradation [52]. In our research, the falling number levels in all semolinas met the assumptions for production of over 300 s as recommended above. It can therefore be concluded that all cultivars of the species compared met the requirements for the production of pasta in terms of this parameter.

3.2.4. Ash Content

Statistical analysis showed that the highest total ash content, i.e., residues from burning a sample of grain or flour containing minerals, was observed in emmer semolina—1.27%. A lower score was obtained for 'SMH87'—0.85%; and 'Floradur'—0.80%. Semolina from wheats with soft endosperms was characterised by the lowest mineral content. Similarly, the lowest ash content in common wheat compared to durum, emmer, and spelt was obtained by Geisslitz et al. [43]. The content of ash in spelt wheat semolina was 0.70%

and in common wheat semolina—0.63%. Likewise, according to Rachoń [34], the mineral content in durum wheat semolina was higher, as compared to common wheat. The author has indicated that due to the differences in the distribution of mineral compounds throughout the grain (higher content in durum endosperm compared to common wheat), durum wheat semolina contains more ash, compared to wheat flour, which is confirmed by earlier studies [21]. Even though the emmer wheat was also shown to be the richest source of minerals, there was less ash in the entire durum wheat grains than in spelt and ordinary wheat [8,21].

3.2.5. Semolina Colour

The colour of semolina obtained from the wheats tested was found to be characteristic of individual wheat cultivars, while the differences in individual years of the study were slight (Figure 4). The semolina from both durum wheat cultivars studied was characterised by the highest value of b^* , which describes the intensity of yellow colour desirable for pasta raw materials. This value fluctuated slightly over the years—the most yellow durum semolina was obtained in 2015. Podolska and Wyzńska [54] have also stressed the differences in the beta-carotene content of durum wheat in the individual years. Furthermore, Fu et al. [55] have observed higher values of b^* (27.8–32.7) in Canadian West Amber durum (CWAD) semolina; the parameter depended on several factors, including the granulation of semolina—the finer the semolina, the lower its value at a given pigment content in the raw material. In contrast, Sieber et al. [56], in their study of 46 durum wheat lines collected in Germany, determined lower b^* values (in the range 15.0–19.1). Likewise, Subira et al. [9] found b^* in the range of 12.9–14.5 for wholegrain durum wheat flours grown under Italian and Spanish conditions, with higher values in modern than in old cultivars. Moreover, comparing the carotenoid content of the three wheat species, Piergiovanni et al. [57] demonstrated the highest carotenoid content in the durum wheat, followed by spelt; the lowest content was observed in emmer. According to Rachoń [34], the yellow pigment content in durum wheat cultivars and lines was 27.7% higher, as compared to the common wheat.

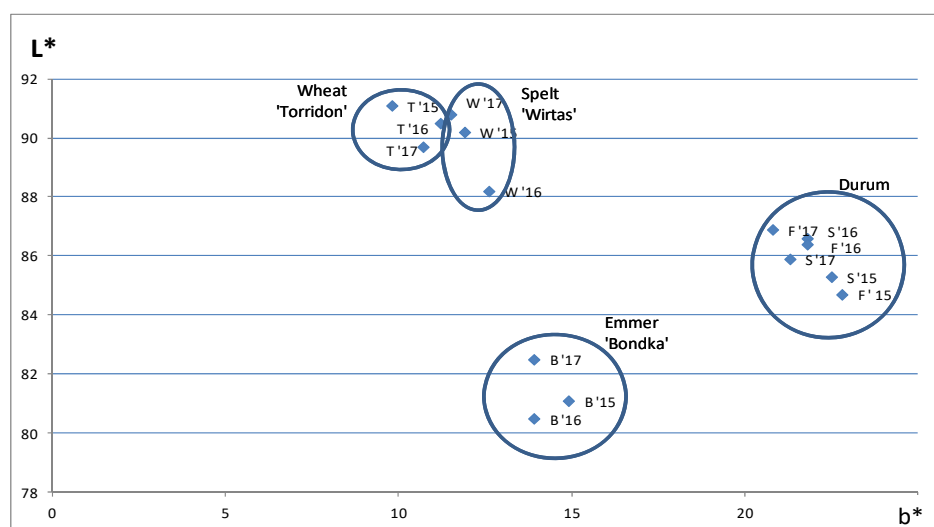


Figure 4. Values of L^* responsible for sample lightness and of b^* corresponding to yellow colour of purified semolina obtained from the wheats in the individual years of the study (2015–2017) defined in the CIE $L^*a^*b^*$ system. Explanations: W—spelt 'Wirtas'; B—emmer 'Bondka'; S—durum 'SMH87'; F—durum 'Floradur'; T—common wheat 'Torridon'; '15—2015 year; '16—2016 year; '17—2017 year.

In our study, the lowest L^* , determining the lightness of the samples, was observed in durum semolina in 2015, which means that these samples were slightly darker than those of 2016–2017. The semolina obtained from the emmer wheat was slightly darker, as

compared to the durum semolina (lower L^*), while the common wheat and spelt semolina was slightly lighter (higher L^*). Fu et al. [55] have reported L^* values between 83.8 and 85.5 for the CWAD semolina, i.e., darker than the semolina in our study. Fuad and Prabhakaran [58] have reported the highest L^* value (the highest lightness) for common wheat semolina (85.8), followed by durum semolina (81.4); emmer semolina was the darkest one (74.2), which is consistent with our findings. The authors have pointed out that the highest value of L^* , i.e., the lightest colour, of the common wheat semolina may be associated with the lowest bran fraction content and lower ash content determined for this wheat species.

Analysis of the b^* and L^* values of the semolina leads us to expect that the darkest pasta with a shade of yellow will be obtained from emmer wheat. The common wheat and spelt pasta should be expected to be light in colour, although of a low yellow intensity; the durum wheat semolina should provide the most optimal colour (in terms of colour and lightness), regardless of weather conditions during grain maturation.

3.3. Organoleptic Evaluation of Pasta

Pasta obtained from different wheat species differed in sensory characteristics, such as appearance, colour, taste, smell, and consistency (Figure 5). The highest average score (4.4 points) was found for wholegrain pasta from durum wheat 'SMH87': four out of five sensory experts rated it the highest compared to the other pastas. Slightly lower scores were reported for 'Floradur' and spelt pasta—4.2 and 4.1, respectively. Common wheat pasta received the lowest scores in terms of consistency, colour, appearance, and taste.

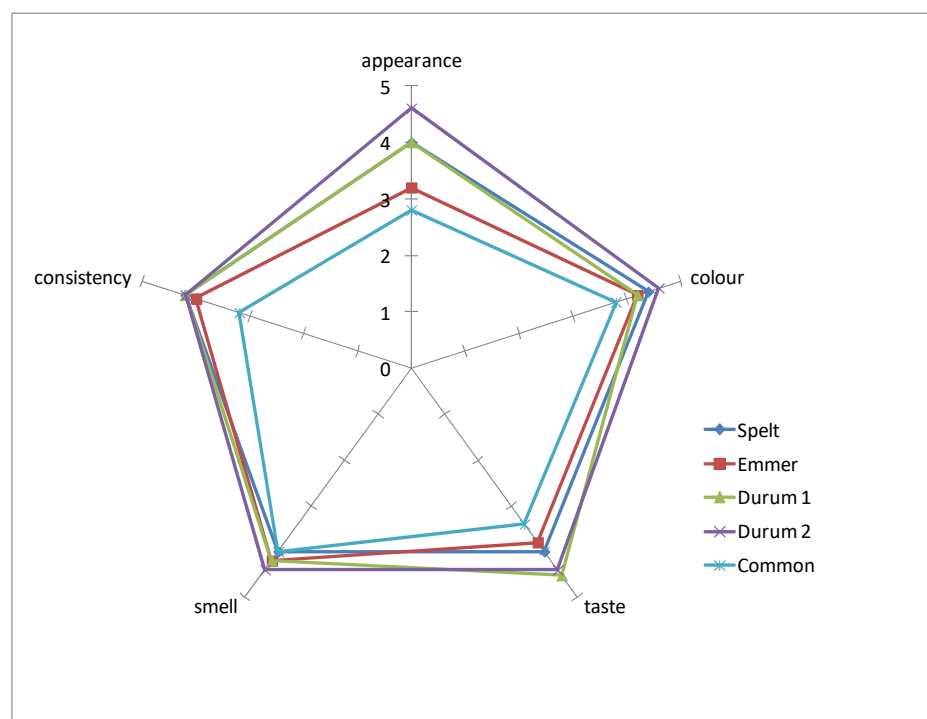


Figure 5. Organoleptic evaluation of pasta produced from individual wheat species.

4. Conclusions

The results regarding grain hardness, semolina technological parameters, and organoleptic evaluation of pasta do not eliminate hulled wheats as a pasta raw material. Hulled wheats are not as good as durum wheat in any quality area, but many parameters, including the entire organoleptic characteristics of pasta, were better than in the common wheat, which is also a proper pasta raw material in some regions of the world. In many features,

the differences between emmer and spelt proved important. Emmer had the highest protein, gluten, and ash content of all the cultivars studied. The yield of semolina, kernel hardness, the resulting milling parameters, and the degree of starch damage of the emmer wheat were closest to those of the durum wheat. However, the colour of the semolina and the organoleptic characteristics of the pasta were still weaker than those of durum. In the case of spelt, the parameters in question were similar to those of the common wheat.

In conclusion, the hulled wheats discussed, especially emmer but also spelt, may be considered alternative raw materials for industrial pasta production, provided that their supply is adequate. They are characterised by good quality parameters in the areas studied. These are interesting preliminary results which encourage deepening of the study with a larger number of cultivars and with larger amounts of grain in order to perform trials at the industrial level and also in mixtures with durum wheat.

Author Contributions: Conceptualization, A.B.-M. and A.K.-D.; methodology, A.B.-M. and A.K.-D.; software, A.B.-M.; validation, L.R.; formal analysis, A.B.-M. and A.K.-D.; investigation, L.R.; resources, A.B.-M.; data curation, A.K.-D.; Writing—Original draft preparation, A.K.-D.; Writing—Review and editing, L.R. and A.B.-M.; visualization, A.K.-D.; supervision, L.R.; project administration, A.B.-M.; funding acquisition, L.R. All authors have read and agreed to the published version of the manuscript.

Funding: This research received no external funding.

Institutional Review Board Statement: Not applicable.

Informed Consent Statement: Not applicable.

Data Availability Statement: The data presented in this study are available on request from the corresponding author.

Conflicts of Interest: The authors declare no conflict of interest.

References

1. Sissons, M. Role of durum wheat composition on the quality of pasta and bread. *Food* **2008**, *2*, 75–90.
2. Rachoń, L.; Szumiło, G.; Stankowski, S. Porównanie wybranych wskaźników wartości technologicznej pszenicy zwyczajnej (*Triticum aestivum* ssp. *vulgare*), twardej (*Triticum durum*) i orkiszowej (*Triticum aestivum* ssp. *spelta*). *Fragm. Agron.* **2011**, *28*, 52–59.
3. Arzani, A.; Ashraf, M. Cultivated Ancient Wheats (*Triticum* spp.): A Potential Source of Health-Beneficial Food Products. *Compr. Rev. Food Sci. Food Saf.* **2017**, *16*, 477–488.
4. Čurná, V.; Lacko-Bartošová, M. Chemical Composition and Nutritional Value of Emmer Wheat (*Triticum dicoccon* Schrank): A Review. *J. Cent. Eur. Agric.* **2017**, *18*, 117–134.
5. Shewry, P.R. Do ancient types of wheat have health benefits compared with modern bread wheat? *J. Cereal Sci.* **2018**, *79*, 469–476.
6. Kulathunga, J.; Reuhs, B.L.; Simsek, S. A review: Novel trends in hulled wheat processing for value addition. *Trends Food Sci. Technol.* **2020**, *106*, 232–241.
7. Mefleh, M.; Conte, P.; Fadda, C.; Giunta, F.; Piga, A.; Hassoun, G.; Motzo, R. From ancient to old and modern durum wheat varieties: Interaction among cultivar traits, management, and technological quality. *J. Sci. Food Agric.* **2019**, *99*, 2059–2067.
8. Rachoń, L.; Bobryk-Mamczarz, A.; Kiełtyka-Dadasiewicz, A. Study on mineral composition of selected wheat species. *Przem. Chem.* **2019**, *98*, 1888–1890, doi:10.15199/62.2019.12.2 2019.
9. Subira, J.; Peña, R.J.; Álvaro, F.; Ammar, K.; Ramdani, A.; Royo, C. Breeding progress in the pasta-making quality of durum wheat cultivars released in Italy and Spain during the 20th Century. *Crop Pasture Sci.* **2014**, *65*, 16–26.
10. The Polish Committee for Standarization. *PKN Polish Standard PN-R-74108:1998 Cereal Grains—Durum Wheat*; PKN: Warszawa, Poland, 1998.
11. The Polish Committee for Standarization. *PKN Polish Standard PN-92-A-74021 Semolina Durum for Alimentary Pasta Production*; PKN: Warszawa, Poland, 1992.
12. Ministero delle Politiche Agricole Alimentari e Forestali. *Decreto del Presidente della Repubblica 9 Febbraio 2001, n.187. Regolamento per la Revisione della Normativa Sulla Produzione e Commercializzazione di Sfarinati e Paste Alimentari, a Norma dell'Articolo 50 della Legge 22 Febbraio 1994, n. 146*; Ministero delle Politiche Agricole Alimentari e Forestali: Rome, Italy.
13. Sieber, A.N. Breeding Winter Durum Wheat for Central Europe: Assessment of Frost Tolerance and Quality on a Phenotypic and Genotypic Level. Ph.D. Thesis, State Plant Breeding Institute University of Hohenheim, Stuttgart, Germany, 30 June 2016. Available online: <http://opus.uni-hohenheim.de/volltexte/2016/1219/> (accessed on 26 July 2020).

14. Joubert, M.; Lullien-Pellerin, V.; Morel, M.H. Impact of durum wheat grain composition on semolina yield and pasta quality. In Proceedings of the 15th European Young Cereal Scientists and Technologists Workshop (EYCSTW), Milan/Bergamo, Italy, 26 April 2016.
15. Krawęcka, A.; Sobota, A.; Sykut-Domańska, E. Physicochemical, Sensory, and Cooking Qualities of Pasta Enriched with Oat β -Glucans, Xanthan Gum, and Vital Gluten. *Foods* **2020**, *9*, 1412.
16. Marconi, E.; Carcea, M.; Graziano, M.; Cubadda, R. Kernel Properties and Pasta Making Quality of Five European Spelt Wheat (*Triticum spelta* L.) Cultivars. *Cereal Chem.* **1999**, *76*, 25–29.
17. Longin, C.F.H.; Sieber, A.N.; Reif, J.C. Combining frost tolerance, high grain yield and good pasta quality in durum wheat. *Plant Breed.* **2013**, *132*, 353–358.
18. Polišenská, I.; Jirsa, O.; Spitzer, T.; Sedláčková, I.; Miša, P. Quality and Yield of *Triticum durum* Under Temperate Continental Climate of the Czech Republic. *Acta Univ. Agric. Silv. Mendel. Brun.* **2018**, *66*, 371–379.
19. Sieber, A.N.; Würschum, T.; Longin, C.F.H. Vitreosity, its stability and relationship to protein content in durum wheat. *J. Cereal Sci.* **2015**, *61*, 71–77.
20. Rachoń, L.; Woźniak, A. Variability of spring durum and common wheat yields in the decade 2009–2018 in the Lublin region. *Agron. Sci.* **2020**, *75*, 67–74, doi:10.24326/as.2020.1.5.
21. Rachoń, L.; Bobryk-Mamczarz, A.; Kiełtyka-Dadasiewicz, A. Hulled Wheat Productivity and Quality in Modern Agriculture Against Conventional Wheat Species. *Agriculture* **2020**, *10*, 275.
22. Giraldo, P.; Benavente, E.; Manzano-Agugliaro, F.; Gimenez, E. Worldwide Research Trends on Wheat and Barley: A Bibliometric Comparative Analysis. *Agronomy* **2019**, *9*, 352.
23. Gońda-Skawińska, M.; Cacak-Pietrzak, G.; Jończyk, K. Estimation of possibility of use of flour from grain of common wheat winter cultivars from organic farming as raw material for pasta production. *Acta Agrophys.* **2020**, *27*, 17–29.
24. Wójtowicz, A.; Oniszczyk, A.; Kasprzak, K.; Olech, M.; Mitrus, M.; Oniszczyk, T. Chemical composition and selected quality characteristics of new types of precooked wheat and spelt pasta products. *Food Chem.* **2020**, *309*, 125673.
25. Zarroug, Y.; Mejri, J.; Dhawefi, N.; Ben, S.A.B.; El Felah, M.; Hassouna, M. Comparison of chemical composition of two durum wheat (*Triticum durum* L.) and bread wheat (*Triticum aestivum* L.) germ oils. *Ekin J. Crop Breed. Genet.* **2015**, *1*, 69–73.
26. Banach, J.K.; Majewska, K.; Żuk-Gołaszewska, K. Effect of cultivation system on quality changes in durum wheat grain and flour produced in North-Eastern Europe. *PLoS ONE* **2021**, *16*, e0236617.
27. The Polish Committee for Standardization. PKN Polish Standard PN-EN ISO 20483:2013 Cereals and Pulses—Determination of the Nitrogen Content and Calculation of the Crude Protein Content—Kjeldahl Method; PKN: Warszawa, Poland, 2013.
28. The Polish Committee for Standardization. PKN Polish Standard PN 77/A-74041 Cereals and Derived Products—Determination of the Gluten Content and Quality; PKN: Warszawa, Poland, 1977.
29. The Polish Committee for Standardization. PKN Polish Standard PN-EN ISO 3093:2010 Wheat, Rye and Flours Obtained from Them, Durum Wheat and Semolina—Determination of Falling Number Using the Hagberg—Perten Method; PKN: Warszawa, Poland, 2010.
30. AACC. American Association of Cereal Chemists Approved Methods, 10th ed.; Method 76-31; American Association of Cereal Chemists: St. Paul, MN, USA, 2000;
31. The Polish Committee for Standardization. PKN Polish Standard PN-EN ISO 2171:2010. Cereals, Pulses and By-Products—Determination of Ash Yield by Incineration; PKN: Warszawa, Poland, 2010.
32. The Polish Committee for Standardization. PKN Polish Standard PN 93/A-74130 Pasta—Sampling and Testing Methods; PKN: Warszawa, Poland, 1993.
33. The Polish Committee for Standardization. PKN Polish Standard PN-87/A-74131 Pasta; PKN: Warszawa, Poland, 1987.
34. Rachoń, L. Assessment of usefulness of domestic and foreign cultivars of spring durum wheat (*Triticum durum* Desf.) for pasta production. *Biul. IHAR* **2004**, *231*, 129–137.
35. Cacak-Pietrzak, G.; Gondek, E. Milling value of spelt wheat and wheat grain. *Acta Agrophys.* **2010**, *16*, 263–273.
36. Dzik, D.; Różyło, R.; Laskowski, J. Wheat flour milling and the influence of grain hardness on the process—A review. *Acta Agrophys.* **2011**, *18*, 33–43.
37. Jurga, R. Influence of wheat hardness on the value of milling grain and flour technological value. *Przegl. Zboż. Młyn.* **2010**, *10*, 31–32.
38. Ociecek, A. Impact of comminution on adsorption properties of gluten-free wheat starch. *Acta Agrophys.* **2013**, *20*, 125–136.
39. Szafrąńska, A. Wpływ stopnia uszkodzenia skrobi na wartość technologiczną mąki pszennej (Effect of degree of starch damage on the technological value of flour). *Przegl. Zboż. Młyn.* **2017**, *61*, 18–22.
40. Duda, A.; Adamczak, J.; Chełmińska, P.; Juszkievicz, J.; Kowalczewski, P. Quality and Nutritional/Textural Properties of Durum Wheat Pasta Enriched with Cricket Powder. *Foods* **2019**, *8*, 46.
41. Branković, G.; Dodig, D.; Pajić, V.; Kandić, V.; Knežević, D.; Đurić, N.; Živanović, T. Genetic parameters of bread wheat and durum wheat genotypes for technological quality properties in Serbia. *Zemdirb. Agric.* **2018**, *105*, 39–48, doi:10.13080/z-a.2018.105.00.
42. Woźniak, A. The yield and quality of grain of spring wheat (*Triticum aestivum* L.) and hard wheat (*Triticum durum* Desf.) in dependence on agrotechnical level. *Acta Agrophys.* **2006**, *8*, 755–763.
43. Geisslitz, S.; Wieser, H.; Scherf, K.A.; Koehler, P. Gluten protein composition and aggregation properties as predictors for bread volume of common wheat, spelt, durum wheat, emmer and einkorn. *J. Cereal Sci.* **2018**, *83*, 204–212.
44. Majewska, K.; Dąbkowska, E.; Żuk-Gołaszewska, K.; Tyburski, J. Baking value of flour obtained from the grain of selected spelled (*Triticum spelta* L.) varieties. *Zywn. Nauk. Technol. Ja* **2007**, *14*, 60–71.

45. Sobczyk, A.; Pycia, K.; Jaworska, G. Charakterystyka porównawcza wartości technologicznej ziarna starych odmian i nowych rodów orkisz (Triticum Spelta, L.) oraz ziarna pszenicy zwyczajnej (Triticum vulgare). *Zesz. Probl. Post. N. Roln.* **2017**, *589*, 81–91.
46. Frakolaki, G.; Giannou, V.; Topakas, E.; Tzia, C. Chemical characterization and breadmaking potential of spelt versus wheat flour. *J. Cereal Sci.* **2018**, *79*, 50–56.
47. Suchowilska, E.; Wiwart, M.; Borejszo, Z.; Packa, D.; Kandler, W.; Krska, R. Discriminant analysis of selected yield components and fatty acid composition of chosen *Triticum monococcum*, *Triticum dicoccum* and *Triticum spelta* accessions. *J. Cereal Sci.* **2009**, *49*, 310–315.
48. Guan, E.; Yang, Y.; Pang, J.; Zhang, T.; Li, M.; Bian, K. Ultrafine grinding of wheat flour: Effect of flour/starch granule profiles and particle size distribution on falling number and pasting properties. *Food Sci. Nutr.* **2020**, *8*, 2581–2587.
49. Woźniak, A.; Gontarz, D. The influence of forecrops and different care systems on the quality of grain of spring wheat. *Biulet. IHAR* **2003**, *228*, 33–39.
50. Krawczyk, P.; Ceglińska, A.; Kardialik, J. Comparing the technological value of spelt grains to common wheat grains. *Zywn. Nauk. Technol. Ja*, **2008**, *15*, 43–51.
51. Stoliczkova, M.; Konvalina, P. *Baking Quality of Genetic Resources of Hulled Wheat Species, Grown in Organic Farming*; Mendelnet: Brno, Czech Republic, 2014; pp. 429–434.
52. Obuchowski, W. Ocena jakości surowców zbożowych wykorzystywanych do produkcji makaronu. *Przegl. Zboż. Młyn.* **2008**, *52*, 12–14.
53. Sjoberg, S.M.; Carter, A.H.; Steber, C.M.; Garland-Campbell, K.A. Unraveling complex traits in wheat: Approaches for analyzing genotype × environment interactions in a multi-environment study of falling numbers. *Crop Sci.* **2020**, *60*, 3013–3026.
54. Podolska, G.; Wyżńska, M. The influence of nitrogen fertilization on selected grain quality parameters of hard wheat (*Triticum durum* Desf.) cv. Komnata. *Fragm. Agron.* **2013**, *30*, 148–158.
55. Fu, B.X.; Wang, K.; Dupuis, B.; Taylor, D.; Nam, S. Kernel vitreousness and protein content: Relationship, interaction and synergistic effects on durum wheat quality. *J. Cereal Sci.* **2018**, *79*, 210–217.
56. Sieber, A.N.; Würschum, T.; Longin, C.F.H. Evaluation of a semi-controlled test as a selection tool for frost tolerance in durum wheat (*Triticum durum*). *Plant Breed.* **2014**, *133*, 465–469.
57. Piergiovanni, A.R.; Laghetti, G.; Perrino, P. Characteristics of Meal from Hulled Wheats (*Triticum dicoccon* Schrank and *Triticum spelta* L.): An Evaluation of Selected Accessions. *Cereal Chem.* **1996**, *73*, 732–735.
58. Fuad, T.; Prabhasankar, P. Influences of India's local wheat varieties and additives on quality of pasta. *Food Bioprocess Technol.* **2012**, *5*, 1743–1755.