





Article

Intensive Care Clinicians' Perspectives on Ethical Challenges Raised by Rapid Genomic Testing in Critically Ill Infants

Sachini Poogoda ¹, Fiona Lynch ², Zornitza Stark ^{1,2,3}, Dominic Wilkinson ⁴, Julian Savulescu ^{2,4,5}, Danya Vears ^{1,2,6} and Christopher Gyngell ^{1,2,*}

¹ Department of Paediatrics, University of Melbourne, Melbourne, VIC 3010, Australia

² Murdoch Children's Research Institute, Royal Children's Hospital, Melbourne, VIC 3052, Australia

³ Australian Genomics, Melbourne, VIC 3052, Australia

⁴ Faculty of Philosophy, Oxford Uehiro Centre for Practical Ethics, University of Oxford, Oxford OX1 1PT, UK

⁵ Centre for Biomedical Ethics, Yong Loo Lin School of Medicine, National University of Singapore, Singapore 119077, Singapore

⁶ Centre for Biomedical Ethics and Law, KU Leuven, 3000 Leuven, Belgium

* Correspondence: christopher.gyngell@mcri.edu.au

Abstract: Rapid genomic testing (rGT) enables genomic information to be available in a matter of hours, allowing it to be used in time-critical settings, such as intensive care units. Although rGT has been shown to improve diagnostic rates in a cost-effective manner, it raises ethical questions around a range of different areas, including obtaining consent and clinical decision-making. While some research has examined the perspectives of parents and genetics health professionals, the attitudes of intensive care clinicians remain under-explored. To address this gap, we administered an online survey to English-speaking neonatal/paediatric intensivists in Europe, Australasia and North America. We posed two ethical scenarios: one relating to obtaining consent from the parents and the second assessing decision-making regarding the provision of life-sustaining treatments. Descriptive statistics were used to analyse the data. We received 40 responses from 12 countries. About 50–75% of intensivists felt that explicit parental consent was necessary for rGT. About 68–95% felt that a diagnosis from rGT should affect the provision of life-sustaining care. Results were mediated by intensivists' level of experience. Our findings show divergent attitudes toward ethical issues generated by rGT among intensivists and suggest the need for guidance regarding ethical decision-making for rGT.

Keywords: rapid genomic testing; paediatric intensive care; intensivist; global standards; critically ill infants



Citation: Poogoda, S.; Lynch, F.; Stark, Z.; Wilkinson, D.; Savulescu, J.; Vears, D.; Gyngell, C. Intensive Care Clinicians' Perspectives on Ethical Challenges Raised by Rapid Genomic Testing in Critically Ill Infants. *Children* **2023**, *10*, 970. <https://doi.org/10.3390/children10060970>

Academic Editor: Mingbang Wang

Received: 20 April 2023

Revised: 21 May 2023

Accepted: 26 May 2023

Published: 30 May 2023



Copyright: © 2023 by the authors. Licensee MDPI, Basel, Switzerland. This article is an open access article distributed under the terms and conditions of the Creative Commons Attribution (CC BY) license (<https://creativecommons.org/licenses/by/4.0/>).

1. Introduction

Genetic conditions and congenital abnormalities are a leading cause of infant mortality in developed nations [1–4]. In recent years, genome and exome sequencing technology (collectively referred to as genomic sequencing) has revolutionised care for critically ill children with rare genetic diseases [1,5,6]. As genomic sequencing technology has evolved, the time required to sequence and analyse a genome has fallen dramatically [2]. Where previously the return of genomic sequencing results could take six months [5], Rapid Genomic Testing (rGT) has reduced this to weeks or days [2] and more recently to hours [7]. This reduced turnaround time has meant genomic sequencing can be applied to time-critical settings, such as for patients in neonatal and paediatric intensive care units (NICU and PICU). In the NICU, rGT achieves a diagnostic yield between 30% and 52% [8–10] and is a cost-effective and practical option for testing [2,5,10–13].

There have been several studies exploring parental perspectives of rGT testing for infants where, in general, parents show low decision regret and felt that they were more informed about their child's condition after testing [14–20].

The clear benefits associated with rGT have led to calls for it to be a first-line test for children in intensive care units around the world [21,22]. However, there remain ongoing questions about how such a complex test could be implemented in this setting. Some have expressed concern about the lack of availability of specialist genetics health professionals (GHPs) in a 24/7 emergency setting [23]. This means that, in the future, paediatric and neonatal intensivists are likely to be the ones tasked with administering rGT. Currently, in many major children's hospitals, an on-call clinical geneticist is likely accessible for consultation via telehealth or telephone. However, as rGT becomes more widely offered, paediatric and neonatal intensive care clinicians (whom we refer to collectively as intensivists) will be the clinicians obtaining parental consent for rGT and make treatment decisions based on rGT outcomes without immediate support from GHPs. Furthermore, exact processes and professional responsibilities vary across hospitals and jurisdictions. Examining the views of intensivists about these ethical issues is crucial to gain insights into how to best support them as rGT becomes implemented more widely.

Some previous work has explored the perspectives and experiences of intensivists with rGT. In 2019, [24] explored the attitudes of 21 neonatal intensivists with some experience using genomic technologies in Kansas City, Missouri, towards the use of rGT in the NICU. Clinicians expressed concern about how to interpret rGT results and how and why genomic results could be clinically useful. They discussed the potential harms of genomic testing including the impact on future insurance policies and receiving undesired information and questioned if parental consent was always necessary [24]. Previous work at the Murdoch Children's Research Institute (MCRI) involved focus groups with health professionals involved in the delivery of rGT [25]. These highlighted that due to the rapidity of administering rGT and receiving results, consent and withdrawal of life-sustaining treatment were ethically challenging areas for clinicians. rGT increased the number of cases where life and death decisions were being made with little time to reflect on the underlying issues.

Globally, there are several professional bodies that provide guidelines for genetic testing, such as the American College of Medical Genetics and Genomics (ACMG), the Human Genetics Society of Australasia (HGSA), the Canadian College of Medical Geneticists (CCMG) and the European Society of Human Genetics (ESHG). Each provides guidance for the use of genomic sequencing technologies in their region and establishes ethical standards for practitioners when ordering predictive and diagnostic genetic testing [26–29]. However, these bodies do not yet provide guidance for rGT and if recommendations for obtaining consent and storing DNA should differ in the rapid space [30].

Although previous research has identified ethical challenges for implementing rGT, how these challenges should be managed in practice has not been explored. In this study, we asked intensivists about their attitudes toward ethically challenging situations that could arise as a result of rGT. Specifically, we explored (1) whether it is ever acceptable to conduct rGT without explicit parental consent; (2) what types of results from rGT influence decisions about lifesaving treatment and (3) if these attitudes differed between intensivists practising in different countries and across years of experience.

2. Materials and Methods

2.1. Study Design

The survey (see Appendix A) was developed by SP, with assistance from CG, DV and FL, based on the findings from focus groups conducted with health professionals using rGT in the acute care setting [25]. Case scenarios (Box 1) were developed for the survey, with questions focusing on topics of consent and administering/withholding treatment in the context of rGT. Questions about withholding treatment centred around three diagnoses (STRA-6-related disorders, Alagille syndrome and Kabuki syndrome) ranging in spectrum from mild to severe physical and intellectual impact. Feedback was sought from subject matter experts (ZS and JS) on the wording and clinical details of the conditions in the survey. These changes were implemented and reviewed before the survey was piloted with an intensivist and an intensivist/ethicist (DW).

Box 1. The ethical scenarios posed in the survey provided context for questions that focussed (A) on topics of consent and (B) administering/withholding treatment in the context of rGT.

Scenario A:

Alex was born prematurely at 36 weeks' gestation with multiple dysmorphic features and complex congenital anomalies, which will require surgery. The intensive care team decide rapid genomic testing is most likely way to identify a diagnosis and avoid any unnecessary invasive procedures.

Scenario B:

Sam was born at 32 weeks with multiple dysmorphic features, and a complex heart condition for which surgery is indicated. Surgery has a 50% chance of successfully treating the heart problem, though the overall prognosis is unclear. Rapid genomic sequencing is ordered with the hope of learning more about the prognosis. The test identifies two mutations in the STRA6 gene which cause a recessive syndromic disorder associated with alveolar capillary dysplasia, diaphragmatic eventration, microphthalmia and profound intellectual disability. This means that even if Sam survives the cardiac surgery, there is a 95% chance they will die in the first year of life, likely secondary to pulmonary issues.

2.2. Recruitment

The survey was distributed to intensivists through professional networks, mailing lists and social media. The survey was forwarded to all Heads of NICU Departments in Victoria, Australia and their teams; posted in the World Federation of Paediatric Intensive and Critical Care Society newsletter and forwarded to the British Association of Perinatal Medicine mailing list. These lists targeted English-speaking paediatric and neonatal intensivists primarily from Europe, Australasia and North America. A post was also made on Twitter through the Murdoch Children's Research Institute Biomedical Ethics Research Group account and retweeted by members of the research team with large followings, including some intensivists.

2.3. Data Collection and Analysis

Data were collected via the online survey tool REDCap [31], and analysis was completed using R 2022.07.0 [32]. Responses from clinicians not working in intensive care or responses with only demographic information were discarded. Frequency and percentages were calculated for categorical data (demographic data and yes/no responses to ethical questions). Chi-squared analyses were undertaken for comparisons between demographic data and responses to multiple-choice questions. Answers to open-ended questions were analysed by SP using an inductive content analysis [33] and co-coded by DV. Free-text responses are reported below to help explain intensivists' reasoning for their answers; an illustrative quote for each question is included.

3. Results

3.1. Demographics

There were 40 responses in total. Thirty-nine respondents were neonatal intensivists or trainees; of these, two were also paediatric intensivists/trainees, one was also a medical geneticist and one was also an ethicist. The other respondent was a paediatric pulmonologist involved in intensive care. Responses were received from 12 countries; most (72.5%) were from Australia, the United Kingdom (UK) and the United States (US) (Table 1).

Table 1. Respondent demographics divided by continent, listing years of experience practising in their speciality and experience ordering standard and rapid genomic tests.

	Australasia	Europe	North America	All
	n (%)	n (%)	n (%)	n (%)
Years' experience in speciality				
Trainee	0 (0)	3 (18.8)	1 (11.1)	4 (10)
0–4	3 (20)	0 (0)	3 (33.3)	6 (15)
5–9	1 (6.7)	4 (26)	1 (11.1)	6 (15)

Table 1. Cont.

	Australasia	Europe	North America	All
	n (%)	n (%)	n (%)	n (%)
10–14	4 (26.7)	2 (12)	1 (11.1)	7 (18)
15–20	1 (6.7)	5 (31.3)	0 (0)	6 (15)
20+	6 (40)	2 (12)	3 (33.3)	11 (27)
Number of standard genomic tests previously ordered				
0	3 (20)	4 (26)	0 (0)	7 (17.5)
1–4	2 (13.3)	2 (12)	0 (0)	3 (7.5)
5–9	4 (26.7)	5 (31.3)	1 (11.1)	10 (25)
10–14	2 (13.3)	0 (0)	1 (11.1)	4 (10)
15–20	2 (13.3)	2 (12)	3 (33.3)	7 (17.5)
20+	2 (13.3)	3 (18.8)	4 (44.4)	9 (22.5)
Number of rapid genomic tests previously ordered				
0	5 (33.3)	6 (37.5)	0 (0)	11 (27.5)
1–4	6 (40)	7 (43.8)	2 (22.2)	15 (37.5)
5–9	2 (13.3)	2 (12)	2 (22.2)	6 (15)
10–14	1 (6.7)	0 (0)	3 (33.3)	4 (10)
15–20	0 (0)	0 (0)	0 (0)	0 (0)
20+	1 (6.7)	1 (6.3)	2 (22.2)	4 (10)
TOTAL	15	16	9	40

Respondents had a wide range of experience in the NICU/PICU, with 27% of respondents having 20 or more years of experience (Table 1). Respondents also had a range of experience ordering genetic tests; 22.5% had ordered more than 20 standard genetic tests but 65% had ordered less than four rapid genomic tests (Table 1).

3.2. Obtaining Parental Consent in the Context of Rapid Genomic Testing—Responses to Scenario A

Half ($n = 20$) of respondents thought that consent should be obtained from parents by a GHP even if this meant waiting an extra day and potentially placing the patient at greater risk. The remainder thought that consent should be obtained by whichever non-GHP was available. In the free-text comments, intensivists affirmed that clinicians obtaining consent needed to have training and sufficient understanding of the complexities of genetic testing, and that the consenting clinician should be able to adequately address parent questions and provide information. They also suggested it is important to balance the need for a specialist obtaining consent, with the impact a delay may have on patients.

“The decision may also be influenced by how rapidly he [Alex] needed life sustaining surgery and how soon a geneticist could get there.”—P22, neonatal intensivist, Canada, 0–4 years of experience.

Overall, respondents were divided on when explicit consent should be obtained from parents (Table 2).

Several respondents suggested that intensivists and other healthcare professionals working in the NICU should receive some training in pre-test counselling from GHPs.

“Healthcare professionals taking consent for genomic testing should have had training from genetic colleagues and only take consent if confident to do so, otherwise consent taking should be supported by a genetics health professional.”—P40, neonatal intensivist, United Kingdom, 15–19 years of experience.

Sixty-five percent of respondents ($n = 26$) thought that the intensive care team should wait for one of the parents to be available to provide consent before the treating clinician ordered rGT for Baby Alex, and a quarter ($n = 10$) thought that the treating clinician should be able to order rGT without parental consent. Ten percent ($n = 4$) thought that both parents should be available to provide consent before testing proceeded, even though the delay may have meant the infant's condition deteriorated.

Table 2. Summary of intensivists' responses of when explicit consent should be obtained for rGT (scenario A).

rGT Should/Should Not Proceed under the Following Circumstances:	Agree n (%)	Disagree n (%)
We should wait an extra day to allow the GHP obtain consent from family	20 (50)	20 (50)
We should wait for at least one parent's consent before ordering rGT	30 (75)	10 (25)
rGT should NOT proceed if one parent has refused to provide consent	23 (57)	17 (43)
rGT should proceed if parents are overwhelmed but have given (possibly uninformed) consent	22 (55)	18 (45)
If the parents do not speak English rGT should NOT proceed until an interpreter is available	29 (72)	11 (28)

In the free-text comments, intensivists discussed that a DNA/blood sample should be taken for storage from the infant and testing arranged while awaiting consent from the parents. They discussed that trio testing would be preferable regardless, so it would be best if both parents were able to provide consent. They suggested clinicians should consider how time delays may affect the child's clinical picture. Respondents also raised the idea that intensivists should be allowed to perform lifesaving emergency interventions, including genetic testing, until the parents could be consulted, as rGT was no different from any other test.

"Having a child admitted to a NICU infers consent for 'usual treatment'. Discovery of an underlying genetic cause for a condition is 'usual treatment'. It is only that the technology being used is different."—P35, neonatal intensivist, Australia, 20+ years of experience.

In the event that one parent refused to give consent for rGT for Baby Alex, 57% ($n = 23$) of respondents thought that rGT should not proceed. Respondents discussed that testing should go ahead when in the best interests of the infant, and that family relationships also needed to be considered, as well as trust between the clinicians and the family. They highlighted the potential long-term impact of proceeding without both parents' consent.

"Clear disagreement may result in further harms to this family."—P3, neonatal intensivist, Armenia, 5–9 years of experience.

In the scenario where both parents were overwhelmed and had said yes to testing, but the clinician is concerned that they are unable to give informed consent, 55% ($n = 22$) agreed that rGT should proceed. Intensivists discussed that the clinical team needed to support parents to make decisions, the clinician's responsibility was to advocate for the child and the consent in the NICU setting is rarely informed.

"It is common for families in our care to be overwhelmed and distressed. We must trust that they are making the best decision they can at the time."—P8, neonatal intensivist, Australia, 10–14 years of experience.

In the scenario in which Baby Alex's parents do not speak English, 72% ($n = 29$) felt that rGT should not proceed until an interpreter was available to speak with the family. Respondents discussed that phone or internet interpreter services should be used when possible, and that Alex's parents need to understand the testing for it to proceed.

"If consent is being sought—testing cannot go ahead without being able to verify that parents understand."—P2, neonatologist, United Kingdom, 15–19 years of experience.

3.3. Withdrawal of Life-Sustaining Treatment in the Context of Rapid Genomic Testing—Responses to Scenario B

In the scenario where rGT reveals that Sam has a 95% chance of death in his first year of life, 95% ($n = 38$) of intensivists thought that surgery with a 50% chance of being saved should not proceed. In free-text comments, intensivists discussed considering the overall benefits for Sam's quality of life, the collaborative discussion with his parents was required and the consideration of Sam's clinical outcomes was needed to make a decision.

“It may be appropriate for a relatively simple procedure to be done but the focus should be on this child’s quality of life. Care should be directed towards making his short life as happy and distress free as possible.”—P39, neonatologist, United Kingdom, 20+ years of experience.

After Baby Sam received the diagnosis of a STRA6-related disorder, 95% ($n = 38$) of respondents felt that Sam’s parents should be able to refuse cardiac surgery for their child. All but one intensivist who felt surgery should not proceed thought that Sam’s parents should have the right to refuse surgery.

In the scenario where Sam was instead diagnosed with Alagille syndrome (which means he would require liver transplantation in childhood and lifelong immunosuppression but have a normal intellectual function), 85% ($n = 34$) of respondents thought that cardiac surgery should proceed. Sixty-eight percent ($n = 27$) of respondents thought that the parents should be able to refuse cardiac treatment when Sam’s diagnosis was Alagille syndrome. There was an association between the increased experience level of respondents and allowing the parents to refuse treatment ($X^2 (4, n = 40) = 14.58, p = 0.012$) (Table 3). Respondents with less than nine years of experience were evenly divided between whether the parents should be allowed to refuse treatment or not. However, all respondents ($n = 7$) with 10–14 years of experience and 10 of 11 with more than 20 years of experience thought that the parents should be able to refuse treatment.

Table 3. Chi-squared tests of independence comparing responses of respondents by continent and by years of experience.

		Scenario A Questions					Scenario B Questions					
		1	2	3	4	5	1	2	3	4	5	6
Continent	Chi-squared	1.32	0.35	0.83	0.79	3.75	0.614	1.55	2.67	4.74	5.67	6.84
	DF	2	4	2	2	2	2	2	2	2	2	2
	<i>p</i> -value	0.518	0.987	0.66	0.675	0.153	0.736	0.461	0.263	0.093	0.059	0.033 *
Years Practising	Chi-squared	2.23	7.62	2.94	5.95	6.56	4.41	8.48	7.18	14.58	3.64	6.71
	DF	5	10	5	5	5	5	10	5	5	5	5
	<i>p</i> -value	0.816	0.666	0.71	0.311	0.256	0.492	0.582	0.207	0.012 *	0.601	0.243

* $p < 0.05$.

Intensivists discussed that, in this scenario, parents should be involved in the decision-making and that a wider review with an ethics board may be needed. They also said it is important to consider Sam’s quality of life and suffering and that a decision should be made for the best outcome of Sam’s clinical picture.

“These are 2 serious conditions—it depends on exactly what the complex heart disease is and the morbidity associated with that. I think it’s a finely balanced decision whether to operate or not—and his parents should be involved in that decision.”—P39, neonatologist, United Kingdom, 20+ years of experience.

In the scenario where Sam was instead diagnosed with Kabuki syndrome, meaning that he will not die in infancy but is likely to have moderate to severe intellectual disability, 60% ($n = 24$) of respondents felt that cardiac surgery should proceed and 80% felt that Sam’s parents should be allowed to refuse treatment. There was an association between the clinician’s continent of practice and response to this question ($X^2 (2, n = 40) = 6.84, p = 0.033$) (Table 3). Australasian and North American intensivists were more likely than European intensivists to say Sam’s parents should be able to refuse treatment. Respondents discussed, respecting parental wishes, the need to account for the variable presentation of Kabuki syndrome and again raised that referring to a clinical ethics response group may be necessary.

“Will definitely need help from geneticist and ethical committee.”—P14, neonatologist, Belgium, 5–9 years of experience.

An overall trend was that as the number of intensivists who supported cardiac surgery being performed increased, they were less likely to be in favour of the family being able to refuse cardiac surgery (Figure 1).

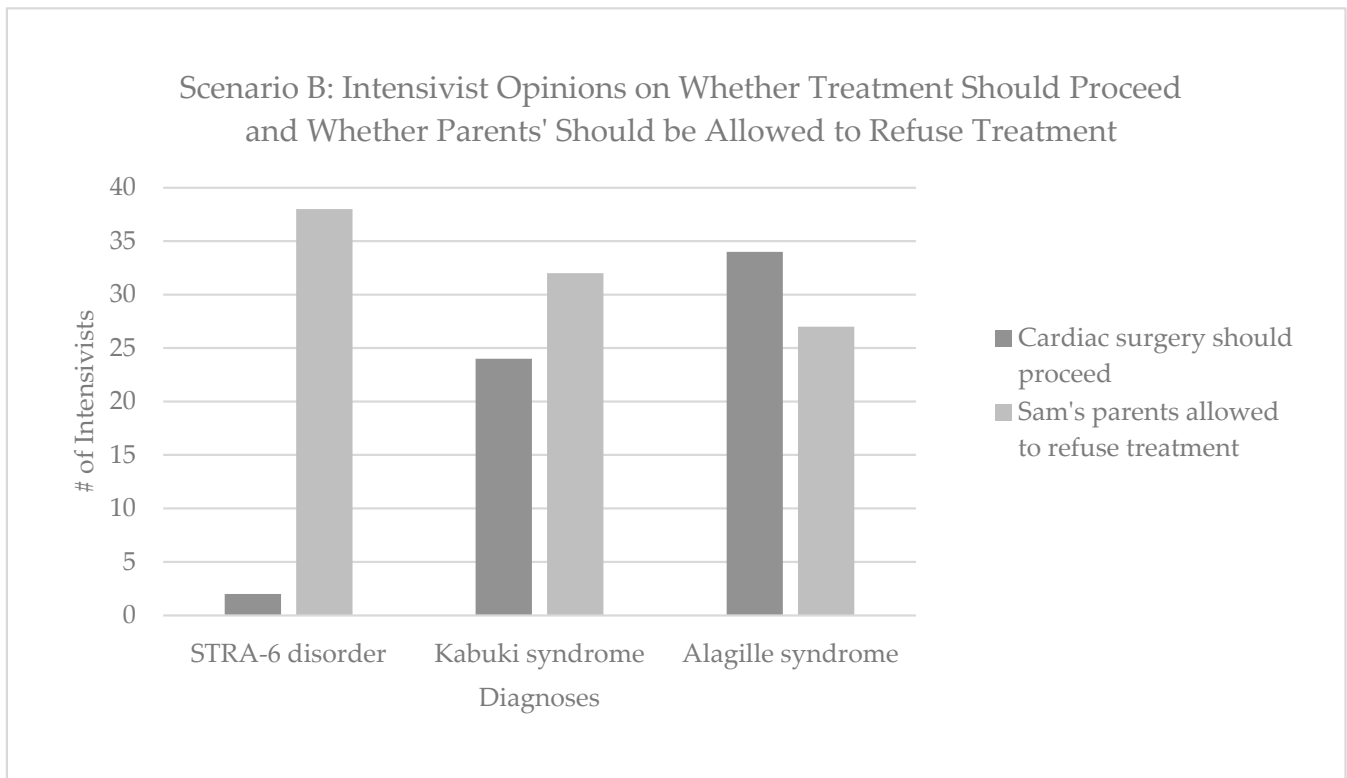


Figure 1. Intensivists' opinions on whether Sam's treatment should proceed and whether his parents should be allowed to refuse this treatment.

4. Discussion

This study is the first to provide insight into the global perspectives of intensivists towards ethically ambiguous scenarios involving rGT for critically ill infants. Our major finding is that intensivists were divided on when informed consent is explicitly required during rGT. Overall, our findings indicate that if rGT is implemented worldwide, there will potentially be significant differences in how intensivists approach parental consent and variability in how parents are treated between different hospitals depending on the continent and the intensivist's level of experience. This underlines the need for formal guidance to guide ethical decision-making when using rGT for critically ill children.

4.1. Intensivists Are Divided on Whether Rapid Genomic Testing Requires Specific Consent

A prevalent belief is that genomic sequencing for minors ought to be carried out solely with the approval of the patient's parents, and any guidance provided by a health professional should aim to defer testing to adulthood when possible [34]. However, the use of rGT in critically ill children challenges this paradigm [35]. Unlike other contexts where genomic sequencing is performed, even small delays due to consent for rGT can have long-term health implications for children. Doctors in intensive care units are focussed on improving the health of infants through all the tools at their disposal. For diagnostic tests, even invasive ones such as lumbar puncture, consent is often presumed. Some have argued that because of the high clinical utility of rGT in this setting, parental consent for rGT should also be presumed [35,36].

The findings in our study show that intensivists are split on the question of whether explicit parental consent is necessary for rGT. Around a quarter thought that it was ac-

ceptable to perform rGT in a range of circumstances, where explicit parental consent was absent. Half thought that explicit parental consent was necessary across all circumstances presented. Another quarter thought that parental consent was necessary in some, but not all the scenarios presented. This finding aligns with Knapp et al.'s (2019) observation of uncertainty among intensivists regarding obtaining detailed consent for genomic testing in NICU settings.

If rGT was widely implemented now, it is likely that the degree to which explicit parental consent was viewed as necessary would vary. Some intensivists would likely consider parental consent for rGT to be presumed as part of consent for “usual treatment” in NICUs and PICUs. Others would likely only perform rGT when there is explicit parental consent, facilitated through a GHP. Broader engagement work and ethical analyses may be necessary for building consensus regarding the role of parental consent in rGT.

4.2. Impact of Genetic Diagnosis on Life-Sustaining Care

The use of rGT in the NICU presents complex dilemmas concerning the impact of specific genetic diagnoses on parental and clinician decisions to withhold or limit treatment [35]. A traditional example of treatment limitation in children with a genetic condition is Down syndrome. This congenital disorder can be quickly identified through clinical examination and validated via fluorescent in situ hybridization within a day. In the past, a Down syndrome diagnosis often led to the withholding of potentially lifesaving cardiac surgery [37]. However, opting not to perform surgery on infants with Down syndrome, while offering it to patients without Down syndrome, has been criticized as discriminatory [38]. As a result, the current standard practice is to provide equal opportunities for cardiac repair.

The widespread implementation of rGT will lead to many more genetic conditions being diagnosed early. An ethical issue that might emerge from the implementation of rGT is uncertainty regarding whether a diagnosis of a genetic disease should affect offers of potentially life-extending treatments, such as cardiac repair, as well as the position of parents to refuse potentially lifesaving surgeries [35,39].

Kabuki syndrome, like Down syndrome, is a genetic condition that is associated with congenital heart defects and varying degrees of developmental delay and intellectual impairment. We found that 40% of intensivists thought that cardiac repair should not be offered in the cases where rGT has led to a diagnosis of Kabuki syndrome, and 80% thought that parents should be allowed to refuse cardiac surgery in this case. If rGT was widely implemented and led to more infants with lifelong developmental disabilities not having life-extending surgery, this could be seen as ethically mirroring the already criticised practice of not offering cardiac repair to patients with Down syndrome.

When a genetic condition was associated with death in the first year of life, only one of the intensivists surveyed thought that potentially lifesaving surgery should be performed. This suggests that when genetic conditions are severely life-limiting, there is relative consensus about the ethical acceptability of not offering life-extending treatment.

In the scenario where the condition is associated with severe health impacts but is treatable and is not associated with developmental delay (Alagille syndrome), a clear majority of intensivists (85%) thought that the diagnosis should not impact life-extending surgery. The differences in attitudes of intensivists toward the implications of Kabuki and Alagille diagnoses could be explained by the fact that Alagille syndrome is treatable and not associated with developmental delay.

Char, Lee [17] found that intensivists envisioned the largest potential benefit of rGT in the NICU to be earlier guidance involving the withdrawal of life-sustaining treatment. Our study adds depth to this finding. If rGT identifies a severe, life-limiting condition, there is broad consensus among intensivists about how this diagnosis should influence end-of-life treatment decisions. However, this finding also suggests that if rGT leads to the diagnosis of a less severe disease, there may be disagreements about how such a diagnosis affects the provision of life-sustaining care.

More research is needed to explore this point. Wider agreement and consensus on which features of a genetic diagnosis are relevant to withholding/withdrawal of treatment decisions would help to support the appropriate incorporation of genomic testing into these critical decisions.

4.3. Impact of Demographic Differences on Parental Discretion

Intensivists with more years of experience were more likely to allow parental discretion in the decision to proceed with rGT or surgery. Though not representative of universal guidelines, current National Health Service guidelines in the UK state that decisions about care and treatment must be made in the child's best interests in partnership with parents [40]. These guidelines suggest that more experienced intensivists may favour parental discretion, as more experience leads to greater skill at navigating disagreements and mediation, leading to increasingly patient-centred practice.

European intensivists were also more likely to be in favour of surgery, and Australasian and North American respondents were more likely to favour parental discretion in the case of a diagnosis that included many body systems and intellectual disability. Though the sample sizes of each of these groups were small, this could be indicative of differing schools of thought between continents.

4.4. Study Limitations

This study was limited by the number of responses from each demographic group and the number of responses overall. More responses would be useful to further understand the differences between respondents from different countries and intensivists with more/less years of experience. Other surveys of intensivists have collected views from 30 to over 1000 potential respondents [41–43]. Increased response number would allow dividing these responses into specific demographic groups, such as countries, which may show differences in values where laws regarding parental involvement in consent and genetic testing differ and allow more direct conclusions to be made.

The study design also forced intensivists to make choices between discrete categories, which may not reflect the nuance of real-world situations. Different intensivists may have made different assumptions about the background to each case.

This survey did not explore the intricacies of intensivists' understandings of the consent process as outlined in American College of Medical Genetics (ACMG) guidelines (2013). These provide guidance on what specific topics to cover during the consent process, including the possibility of incidental findings and what kinds of results will/will not be returned [44]. While this study indicated that most considered facilitating understanding an integral part of informed consent, the survey did not address what other gaps may exist in the consent process if undertaken by an intensivist. This study did not include other challenging aspects of delivering rGT, such as how to counsel families around uncertain results. Future qualitative research may be useful to understand these nuances.

5. Conclusions

This novel study into intensivists' perspectives on using rGT for critically ill infants provided insights into what education and guidelines are required for the integration of rGT into NICU/PICU settings. Intensivists worldwide were divided on when obtaining explicit parental consent for rGT was necessary and treated parental wishes for withdrawal of life-sustaining treatment differently depending on the diagnosis. This suggests that families will be treated differently depending on the country and the treating intensivist's years of experience if this technology was widely implemented. This supports calls for further research to guide ethical decision-making in this area. For example, the timing of testing must be dictated by the best interests of the child. If a delay in testing would result in significant expected harm to the child, then testing should proceed (both ethically and legally) in the absence of parental consent or even in the face of refusal. If testing can be delayed without significant harm to the child, parental consent should be sought.

Overall, intensivists prioritised obtaining the consent of one or both parents before initiating rGT for infants and considered understanding to be an essential component of informed consent. If rGT was integrated into acute care, it is likely that the informed consent aspect of the ACMG (2013) guidelines would be practised by intensivists. As shared decision-making between families and intensivists was shown to be a particularly important factor in using rGT for critically ill infants, further training for intensivists in facilitating shared decision-making may be necessary to ensure this is upheld. Guidelines are needed for any scenarios where rGT may ethically proceed without specific consent.

Author Contributions: Conceptualisation, S.P., C.G., D.V. and F.L.; methodology, S.P., C.G., D.V., F.L., Z.S., J.S. and D.W.; formal analysis, S.P., F.L. and D.V.; writing—review, editing and draft preparation, S.P., C.G., D.V., D.W. and F.L.; funding and acquisition, C.G., D.V., J.S. and Z.S. All authors have read and agreed to the published version of the manuscript.

Funding: This research was funded in part by the Wellcome Trust WT203132/Z/16/Z and the Australian Government through the Medical Research Future Fund, as part of the Genomics Health Futures Mission (Grant number 76749). For the purpose of Open Access, the author has applied a CC BY public copyright licence to any Author Accepted Manuscript version arising from this submission.

Institutional Review Board Statement: This study has been approved by the Royal Children's Hospital Human Research Ethics Committee HREC: 80638.

Informed Consent Statement: Informed consent was obtained from all subjects involved in the study.

Data Availability Statement: Supporting data are available to bona fide researchers, subject to registration, from the UK Data Service.

Conflicts of Interest: The authors declare no conflict of interest.

Appendix A. Survey

Seeking intensivists' views on ethical challenges of Rapid Genomic Testing

What is the study about?

Genomic diseases are the leading cause of infant mortality. Rapid Genomic Testing (rGT) can now diagnose genetic conditions in days, rather than months.

This is an exploratory study aiming to understand paediatric and neonatal intensivists' views on ethical challenges raised by rGT. In particular, we want to explore perspectives on consent processes and treatment decisions when using rGT for critically unwell infants and children. The findings may be used to identify potential challenges relating to the increased uptake of rGT, inconsistencies between countries in the implementation of rGT and ways to improve the practice and delivery of this technology.

Why am I being asked to participate?

This 10 min survey seeks to collect the thoughts of paediatric and neonatal intensivists on the use of rGT for critically ill infants and children. We are interested in your thoughts on two scenarios about obtaining consent for genomic testing and how the results of a genomic test might influence treatment decisions.

You are eligible to participate in this study if you are either a practising paediatric or neonatal intensivist, or if you are in training to practice in either of these specialties.

Who is conducting this study?

This study is being conducted by researchers from the Centre for Ethics in Paediatric Genomics at the Murdoch Children's Research Institute in Melbourne, Australia. The project is being conducted by Masters of Genetic Counselling student, Sachini Poogoda, supervised by Dr Christopher Gynnell, Dr Danya Vears and Ms Fiona Lynch.

This work is supported by the Australian Government through the Medical Research Future Fund, as part of the Genomics Health Futures Mission (Grant number 76749).

How will my data be collected?

Data for this survey will be collected through the online survey tool REDCap and stored on a secure server at the Murdoch Children's Research Institute. All answers will be anonymous and non-identifiable.

Responses to the survey may be edited while the survey is in progress. However, once submitted, the responses will not be able to be changed or withdrawn. If you withdraw mid-way through the survey, there will be no way to remove data already entered.

How will results be disseminated?

Study results will be disseminated by publication in a peer-reviewed journal, at relevant academic conferences, and contribute towards the Master of Genetic Counselling student research project of Ms Sachini Poogoda. You will not directly receive results of this project as survey responses are anonymous.

Consent: Initiating this survey will imply your consent to participate in this study.

Ethics Approval: This study has been approved by the Royal Children's Hospital Human Research Ethics Committee (HREC)

Ethical Review Board and Investigator Details

Human Research Ethics Committee

E: rch.ethics@rch.org.au

T: 03 9345 5044

Principle Investigator

Dr Christopher Gyngell

E: biomedicalethics@mcri.edu.au

Support service contact details

If, while completing this survey or after the fact, you feel distressed by any issues raised and need additional support, please contact the research team (E: biomedicalethics@mcri.edu.au) who can direct you to support services in your area.

You can contact the Director of Research Operations at The Royal Children's Hospital if you:

- have any concerns or complaints about the project
- are worried about your rights as a research participant
- would like to speak to someone independent of the project.

The Director can be contacted by telephone on (+61) 03 9345 5044.

SURVEY: Intensivist Perspectives on Ethical Challenges Raised by Rapid Genomic Testing in Critically Ill Infants

What is your role/s (tick as many as appropriate):

- Neonatal intensivist or trainee
- Paediatric Intensivist or trainee
- General paediatrician or trainee
- Paediatric anaesthetist or trainee
- Other role not listed above (please specify)

In what country do you currently practice [dropdown list including every country]:

How many years have you been practising in your speciality?

Trainee

0–4

5–9

10–14

15–20

20+

How many times have you ordered a genome or exome sequencing test in your career?

0–4

5–9

10–14

15–20

20+

How many times have you ordered a rapid genome or exome test (genomic testing that delivers results in under two weeks) in your career?

0–4

5–9
10–14
15–20
20+

In the following section, we will present 2 hypothetical cases surrounding the use of rapid genomic testing for critically ill children. We are interested in your thoughts, both on gaining consent for genomic testing in these scenarios, and also on how the results of a genomic test might influence treatment decisions. There are no right or wrong answers.

Vignette A:

Alex was born prematurely at 36 weeks' gestation with multiple dysmorphic features and complex congenital anomalies, which will require surgery. The intensive care team decide rapid genomic testing is the test most likely to identify a diagnosis and avoid any unnecessary invasive procedures.

Someone needs to obtain consent for genomic testing from the parents.
Which statement do you agree with more?

- (a) consent from the parents should be obtained by a genetic health professional (genetic counsellor or clinical geneticist), even if this means waiting an additional day for someone to be available
- (b) consent from the parents should be obtained by whichever non-genetic health professional (ICU doctor, nurse) is available the soonest

Comments:

Alex's mother is not available to provide consent as there were major complications during childbirth and she is unconscious. The father is also unable to be contacted.

Which statement do you most agree with?

- (a) the treating clinician should be able to order rapid genomic testing without parental consent
- (b) the team should wait for one of the parents to be available and obtain their consent, even though the delay may mean the infant's condition deteriorates
- (c) the team should wait until both parents are available and obtain both their consent, even though the delay may mean the infant's condition deteriorates

Comments:

The mother has regained consciousness, the father has been located and both have been approached by a health professional to discuss how to proceed. One parent wants to proceed and the other does not. Which statement do you most agree with?

- (a) rapid genomic testing should proceed, even when one parent declines
- (b) rapid genomic testing should not proceed unless both parents consent

Comments:

Now consider a situation where the parents are overwhelmed by the situation and you are concerned that they are unable to give informed consent, even though they have said they want to proceed with testing. What do you think is most appropriate?

- (a) rapid genomic testing should proceed because the parents have given consent to it
- (b) rapid genomic testing should be delayed until the parents are able to give informed consent

Comments:

Now consider a situation where the parents do not speak or understand English sufficiently to give informed consent but seem to want to go ahead with testing. An interpreter is not readily available. What do you think is most appropriate?

- (a) rapid genomic testing should proceed
- (b) rapid genomic testing should not proceed until an interpreter can speak with the family

Comments:

Vignette B:

Sam was born at 32 weeks with multiple dysmorphic features, and a complex heart condition for which surgery is indicated. Surgery has a 50% chance of successfully treating the heart problem, though the overall prognosis is unclear. Rapid Genomic Testing is ordered with the hope of learning more about the prognosis. The test identifies two mutations in the STRA6 gene, which cause a recessive syndromic disorder associated with alveolar capillary dysplasia, diaphragmatic eventration, microphthalmia and profound intellectual disability. This means that even if infant B survives the cardiac surgery, there is a 95% chance they will die in the first year of life, likely secondary to pulmonary issues. In your view, should cardiac surgery proceed?

- (a) Yes
- (b) No

Comments:

Upon receiving the diagnosis of STRA6-related disorder, Sam's parents decide they do not want to proceed with surgery and want their child to be transferred to palliative care. In your view, should the parents have the authority to refuse cardiac surgery for their child in this case?

- (a) Yes
- (b) No

Comments:

Rather than STRA6-related disorder, suppose that Sam is diagnosed with Alagille syndrome and develops significant progressive liver disease. The diagnosis of Alagille syndrome means that infant B will require liver transplantation in childhood and immunosuppression for the rest of their life, but intellectual function is normal.

In your view, should cardiac surgery proceed?

- (a) Yes
- (b) No

Comments:

Upon receiving the diagnosis of Alagille syndrome, Sam's parents decide that they do not want to proceed with cardiac surgery and want their child to be transferred to palliative care. In your view, should parents have the authority to refuse treatment for their child in this case?

- (a) Yes
- (b) No

Comments:

Rather than Alagille syndrome, suppose that Sam is diagnosed with Kabuki syndrome. The diagnosis of Kabuki syndrome means that infant B will not die in infancy but instead is likely to have a moderate to severe intellectual disability. In your view, should cardiac surgery proceed?

- (a) Yes
- (b) No

Comments:

Upon receiving the diagnosis of Kabuki syndrome, Sam's parents decide that they do not want to proceed with cardiac surgery and want their child to be transferred to palliative care. In your view, should parents have the authority to refuse treatment for their child in this case?

- (a) Yes
- (b) No

Comments:

The research team would like to include some thanks to you for taking the time to complete this survey. Please forward this to any colleagues who may be interested in this topic.

References

1. Elliott, A.M. Genetic Counseling and Genome Sequencing in Pediatric Rare Disease. *Cold Spring Harb. Perspect. Med.* **2020**, *10*, a036632. [\[CrossRef\]](#) [\[PubMed\]](#)
2. Farnaes, L.; Hildreath, A.; Sweeney, M.; Clark, M.; Chowdhury, S.; Nahas, S.; Cakici, J.; Benson, W.; Kaplan, R.; Kronick, R.; et al. Rapid whole-genome sequencing decreases infant morbidity and cost of hospitalization. *NPJ Genom. Med.* **2018**, *3*, 10. [\[CrossRef\]](#) [\[PubMed\]](#)
3. Mestek-Boukhibar, L.; Clement, E.; Jones, W.; Drury, S.; Ocaka, L.; Gagunashvili, A.; Le Quesne Stabej, P.; Bacchelli, C.; Jani, N.; Rahman, S.; et al. Rapid Paediatric Sequencing (RaPS): Comprehensive real-life workflow for rapid diagnosis of critically ill children. *J. Med. Genet.* **2018**, *55*, 721–728. [\[CrossRef\]](#) [\[PubMed\]](#)
4. Owen, M.J.; Wright, M.S.; Batalov, S.; Kwon, Y.; Ding, Y.; Chau, K.K.; Chowdhury, S.; Sweeney, N.M.; Kiernan, E.; Richardson, A.; et al. Reclassification of the Etiology of Infant Mortality With Whole-Genome Sequencing. *JAMA Netw. Open* **2023**, *6*, e2254069. [\[CrossRef\]](#)
5. Kingsmore, S.F.; Petrikin, J.; Willig, L.K.; Guest, E. Emergency medical genomes: A breakthrough application of precision medicine. *Genome Med.* **2015**, *7*, 82. [\[CrossRef\]](#)
6. Jezkova, J.; Shaw, S.; Taverner, N.; Williams, H. Rapid genome sequencing for pediatrics. *Hum. Mutat.* **2022**, *43*, 1507–1518. [\[CrossRef\]](#)
7. Owen, M.J.; Nieme, A.; Dimmock, D.; Speziale, M.; Nespeca, M.; Chau, K.; Van Der Kraan, L.; Wright, M.; Hansen, C.; Veeraraghavan, N.; et al. Rapid Sequencing-Based Diagnosis of Thiamine Metabolism Dysfunction Syndrome. *N. Engl. J. Med.* **2021**, *384*, 2159–2161. [\[CrossRef\]](#)
8. Buchan, J.G.; White, S.; Joshi, R.; Ashley, E. Rapid Genome Sequencing in the Critically Ill. *Clin. Chem.* **2019**, *65*, 723–726. [\[CrossRef\]](#)
9. Clark, M.M.; Stark, Z.; Farnaes, L.; Tan, T.; White, S.; Dimmock, D.; Kingsmore, S. Meta-analysis of the diagnostic and clinical utility of genome and exome sequencing and chromosomal microarray in children with suspected genetic diseases. *NPJ Genom. Med.* **2018**, *3*, 16. [\[CrossRef\]](#)
10. van Diemen, C.C.; Kerstjens-Frederikse, W.S.; Bergman, K.A.; de Koning, T.J.; Sikkema-Raddatz, B.; van der Velde, J.K.; Abbott, K.M.; Herket, J.C.; Lönner, K.; Rump, P.; et al. Rapid Targeted Genomics in Critically Ill Newborns. *Pediatrics* **2017**, *140*, e20162854. [\[CrossRef\]](#)
11. Best, M.C.; Butow, P.; Jacobs, C.; Savard, J.; Biesecker, B.; Ballinger, M.L.; Bartley, N.; Davies, G.; Napier, C.E.; Smit, A.; et al. Who should access germline genome sequencing? A mixed methods study of patient views. *Clin. Genet.* **2020**, *97*, 329–337. [\[CrossRef\]](#)
12. Goranitis, I.; Wu, Y.; Lunke, S.; White, S.M.; Tan, T.; Yeung, A.; Hunter, M.; Martyn, M.; Gaff, C.; Stark, Z.; et al. Is faster better? An economic evaluation of rapid and ultra-rapid genomic testing in critically ill infants and children. *Genet. Med.* **2022**, *24*, 1037–1044. [\[CrossRef\]](#)
13. Beaman, M.; Fisher, K.; McDonald, M.; Tan, Q.; Jackson, D.; Cocanougher, B.; Landstrom, A.; Hobbs, C.; Cotton, M.; Cohen, J.; et al. Rapid Whole Genome Sequencing in Critically Ill Neonates Enables Precision Medicine Pipeline. *J. Pers. Med.* **2022**, *12*, 1924. [\[CrossRef\]](#)
14. Berrios, C.; Koertje, C.; Noel-MacDonnell, J.; Soden, S.; Lantos, J. Parents of newborns in the NICU enrolled in genome sequencing research: Hopeful, but not naïve. *Genet. Med.* **2020**, *22*, 416–422. [\[CrossRef\]](#)
15. Brett, G.R.; Martyn, M.; Lynch, F.; de Silva, M.G.; Ayres, S.; Gallacher, L.; Boggs, K.; Baxendale, A.; Schenscher, S.; King-Smith, S.; et al. Parental experiences of ultrarapid genomic testing for their critically unwell infants and children. *Genet. Med.* **2020**, *22*, 1976–1985. [\[CrossRef\]](#)
16. Cakici, J.A.; Dimmock, D.; Caylor, S.; Gaughran, M.; Clarke, C.; Triplett, C.; Clark, M.; Kingsmore Bloss, C. A Prospective Study of Parental Perceptions of Rapid Whole-Genome and -Exome Sequencing among Seriously Ill Infants. *Am. J. Hum. Genet.* **2020**, *107*, 953–962. [\[CrossRef\]](#)
17. Char, D.S.; Lee, S.; Magnus, D.; Cho, M. Anticipating uncertainty and irrevocable decisions: Provider perspectives on implementing whole-genome sequencing in critically ill children with heart disease. *Genet. Med.* **2018**, *20*, 1455–1461. [\[CrossRef\]](#)
18. Lynch, F.; Nisselle, A.; Stark, Z.; Gaff, C.; McClaren, B. Parents' experiences of decision making for rapid genomic sequencing in intensive care. *Eur. J. Hum. Genet.* **2021**, *29*, 1804–1810. [\[CrossRef\]](#)
19. Bowman-Smart, H.; Vears, D.; Brett, G.; Martyn, M.; Stark, Z.; Gyngell, C. 'Diagnostic shock': The impact of results from ultrarapid genomic sequencing of critically unwell children on aspects of family functioning. *Eur. J. Hum. Genet.* **2022**, *30*, 1036–1043. [\[CrossRef\]](#)
20. Hill, M.; Hammond, J.; Lewis, C.; Mellis, R.; Clement, E.; Chitty, L. Delivering genome sequencing for rapid genetic diagnosis in critically ill children: Parent and professional views, experiences and challenges. *Eur. J. Hum. Genet.* **2020**, *28*, 1529–1540. [\[CrossRef\]](#)
21. Stark, Z.; Ellard, S. Rapid genomic testing for critically ill children: Time to become standard of care? *Eur. J. Hum. Genet.* **2022**, *30*, 142–149. [\[CrossRef\]](#) [\[PubMed\]](#)
22. Sweeney, N.M.; Nahas, S.A.; Chowdhury, S.; Campo, M.D.; Jones, M.C.; Dimmock, D.P.; Kingsmore, S.F. The case for early use of rapid whole-genome sequencing in management of critically ill infants: Late diagnosis of Coffin-Siris syndrome in an infant with left congenital diaphragmatic hernia, congenital heart disease, and recurrent infections. *Mol. Case Stud.* **2018**, *4*, a002469. [\[CrossRef\]](#) [\[PubMed\]](#)

23. Ayres, S.; Gallacher, L.; Stark, Z.; Brett, G. Genetic counseling in pediatric acute care: Reflections on ultra-rapid genomic diagnoses in neonates. *J. Genet. Couns.* **2019**, *28*, 273–282. [\[CrossRef\]](#) [\[PubMed\]](#)
24. Knapp, B.; Decker, C.; Lantos, J.D. Neonatologists' Attitudes About Diagnostic Whole-Genome Sequencing in the NICU. *Pediatrics* **2019**, *143* (Suppl. S1), S54–S57. [\[CrossRef\]](#) [\[PubMed\]](#)
25. Arkell, K.; Gyngell, C.; Stark, Z.; Vears, D. Rapid Genomic Testing in Intensive Care: Health Professionals' Perspectives on Ethical Challenges. *Children* **2023**, *10*, 824. [\[CrossRef\]](#) [\[PubMed\]](#)
26. ACMG American College of Medical Genetics and Genomics: Policy Statement. 2023. Available online: <https://www.acmg.net/ACMG/Advocacy/Policy-Statements/ACMG/Advocacy/Policy-Statements.aspx?hkey=31d4ab23-4888-412f-953e-b5a2be3af63d> (accessed on 26 May 2023).
27. CCMG Our Mission. 2023. Available online: <https://www.ccmg-ccgm.org/about-ccmg/> (accessed on 26 May 2023).
28. ESHG. ESHG Policy Statements. 2023. Available online: <https://www.eshg.org/public-and-professional-policy/policy-statements> (accessed on 26 May 2023).
29. HGSA. HGSA Policies and Position Statements. 2023. Available online: <https://hgsa.imiscloud.com/Web/Consumer-resources/Policies-Position-Statements.aspx> (accessed on 26 May 2023).
30. Borghesi, A.; Mencarelli, M.; Memo, L.; Ferrero, G.; Bartulli, A.; Genuardi, M.; Stronati, M.; Villani, A.; Renieri, A.; Corsello, G. Intersociety policy statement on the use of whole-exome sequencing in the critically ill newborn infant. *Italian J. Pediatr.* **2017**, *43*, 100. [\[CrossRef\]](#)
31. Harris, P.A.; Taylor, R.; Thielke, R.; Payne, J.; Gonzalez, N.; Conde, J. Research electronic data capture (REDCap)—A metadata-driven methodology and workflow process for providing translational research informatics support. *J. Biomed. Inform.* **2009**, *42*, 377–381. [\[CrossRef\]](#)
32. R Team. *RStudio: Integrated Development for R*; RStudio, PBC: Boston, MA, USA, 2020.
33. Vears, D.F.; Gillam, L. Inductive content analysis: A guide for beginning qualitative researchers. *Focus Health Prof. Educ. Multi-Prof. J.* **2022**, *23*, 111–127. [\[CrossRef\]](#)
34. Borry, P.; Fryns, J.; Schotsmans, P.; Dierickx, K. Carrier testing in minors: A systematic review of guidelines and position papers. *Eur. J. Hum. Genet.* **2006**, *14*, 133–138. [\[CrossRef\]](#)
35. Lynch, F.; Prentice, T.; Gillam, L.; Stark, Z.; Gyngell, C. Rapid Genome Sequencing: Consent for New Technologies in the Neonatal Intensive Care Context. *Pediatrics* **2022**, *150*, e2022058222. [\[CrossRef\]](#)
36. Gyngell, C.; Lynch, F.; Stark, Z.; Vears, D. Consent for rapid genomic sequencing for critically ill children: Legal and ethical issues. *Monash Bioeth. Rev.* **2021**, *39* (Suppl. S1), 117–129. [\[CrossRef\]](#)
37. Kmietowicz, Z. Down's children received "less favourable" hospital treatment. *BMJ* **2001**, *322*, 815. [\[CrossRef\]](#)
38. Champagne, C.R.; Lewis, M.; Gilchrist, D.M. Should we mend their broken hearts? The history of cardiac repairs in children with Down syndrome. *Pediatrics* **2014**, *134*, 1048–1050. [\[CrossRef\]](#)
39. Gillam, L.; Sullivan, J. Ethics at the end of life: Who should make decisions about treatment limitation for young children with life-threatening or life-limiting conditions? *J. Paediatr. Child Health* **2011**, *47*, 594–598. [\[CrossRef\]](#)
40. Nuffield Corporation of Bioethics. *Disagreements in the Care of Critically Ill Children*; Nuffield Corporation of Bioethics: London, UK, 2019.
41. Nawaz, F.A.; Deo, N.; Surani, S.; Maynard, W.; Gibbs, M.; Kashyap, R. Critical care practices in the world: Results of the global intensive care unit need assessment survey 2020. *World J. Crit. Care Med.* **2022**, *11*, 169–177. [\[CrossRef\]](#)
42. Stark, Z.; Nisselle, A.; McClaren, B.; Lynch, F.; Best, S.; Long, J.; Martyn, M.; Patel, C.; Schlapbach, L.; Barnett, C.; et al. Attitudes of Australian health professionals towards rapid genomic testing in neonatal and paediatric intensive care. *Eur. J. Hum. Genet.* **2019**, *27*, 1493–1501. [\[CrossRef\]](#)
43. Wahlster, S.; Sharma, M.; Coruh, B.; Town, J.; Lewis, A.; Lobo, S.; Maia, I.; Hartog, C.; Patel, P.; Kross, E.; et al. A Global Survey of the Effect of COVID-19 on Critical Care Training. *ATS Sch.* **2021**, *2*, 508–520. [\[CrossRef\]](#)
44. ACMG. Points to consider for informed consent for genome/exome sequencing. *Genet. Med.* **2013**, *15*, 748–749. [\[CrossRef\]](#)

Disclaimer/Publisher's Note: The statements, opinions and data contained in all publications are solely those of the individual author(s) and contributor(s) and not of MDPI and/or the editor(s). MDPI and/or the editor(s) disclaim responsibility for any injury to people or property resulting from any ideas, methods, instructions or products referred to in the content.