

Article

Partial Anti-Synchronization Problem of the 4D Financial Hyper-Chaotic System with Periodically External Disturbance

Lin Cao and Rongwei Guo * 

School of Mathematics and Statistics, Qilu University of Technology (Shandong Academy of Sciences),
Jinan 250353, China

* Correspondence: rwguo@qlu.edu.cn

Abstract: This paper is concerned with the partial anti-synchronization of the 4D financial hyper-chaotic system with periodically external disturbance. Firstly, the existence of the partial anti-synchronization problem for the nominal 4D financial system is proven. Then, a suitable filter is presented, by which the periodically external disturbance is asymptotically estimated. Moreover, two disturbance estimator (DE)-based controllers are designed to realize the partial anti-synchronization problem of such a system. Finally, numerical simulation verifies the effectiveness and correctness of the proposed results.

Keywords: partial; anti-synchronization; disturbance; periodically; dynamic feedback control

MSC: 93D20; 93D15



Citation: Cao, L.; Guo, R. Partial Anti-Synchronization Problem of the 4D Financial Hyper-Chaotic System with Periodically External Disturbance. *Mathematics* **2022**, *10*, 3373. <https://doi.org/10.3390/math10183373>

Academic Editor: António Lopes

Received: 7 August 2022

Accepted: 14 September 2022

Published: 16 September 2022

Publisher's Note: MDPI stays neutral with regard to jurisdictional claims in published maps and institutional affiliations.



Copyright: © 2022 by the authors. Licensee MDPI, Basel, Switzerland. This article is an open access article distributed under the terms and conditions of the Creative Commons Attribution (CC BY) license (<https://creativecommons.org/licenses/by/4.0/>).

1. Introduction

Since Pecora and Carroll first presented chaos synchronization [1] in 1990, the synchronization problem of chaotic systems has been widely applied in engineering, science, and communications [2–6]. Many types of synchronization problems have been examined, such as complete synchronization, anti-synchronization, lag synchronization, projective synchronization, and so on. Anti-synchronization [7–13] is an important type of synchronization. It is a phenomenon whereby the state vectors of the slave systems have the same amplitude but opposite signs to those of the master system, i.e., the sum of two signals is expected to converge to zero when anti-synchronization appears. This type of synchronization has found distinctive applications in some fields, such as in communication systems, in which the system's security and secrecy can be deeply strengthened by transforming from complete synchronization and anti-synchronization periodically in the process of digital signal transmission. As is shown in [7], the existence of the anti-synchronization problem is $f(-x) = -f(x)$ for a given chaotic system $\dot{x} = f(x)$. It should be pointed out that the famous Lorenz system does not meet this necessary condition. A natural question arises as to whether the variables of chaotic systems meet such a condition or not. Recently, the partial anti-synchronization [14] was presented, which is a new kind of synchronization and is introduced in the next section.

Consider the following nonlinear system

$$\dot{x} = f(x) \quad (1)$$

where $x \in R^n$ is the state, and $f(x) \in R^n$ is a continuous function.

There exists a non-singular transformation $(X, Z)^T = Px$ by which the system (1) can be divided into the following two subsystems:

$$\dot{X} = M(X, Z) \quad (2)$$

$$\dot{Z} = G(X, Z) \quad (3)$$

where $P \in R^{n \times n}$ is a constant matrix, $X \in R^m$, $1 \leq m < n$, $Z \in R^{n-m}$, $M(X, Z) \in R^m$ meets $M(-X, Z) = -M(X, Z)$, and $G(X, Z) \in R^{n-m}$.

The controlled system (2) is presented as follows:

$$\dot{X} = M(X, Z) + BU \quad (4)$$

where X and $M(X, Z)$ are given in Equation (2), $B \in R^{m \times r}$, $1 \leq r < n$ is a constant matrix, $(M(X, Z), B)$ is assumed to be controllable according to Z , and $U \in R^r$, $r \geq 1$ is the controller to be designed.

Let the system (4) be the master system, and the slave system is given as

$$\dot{Y} = M(Y, Z) \quad (5)$$

where $Y \in R^m$ and Z is given in Equation (3).

Next, let $E = X + Y$, and the sum system is given as

$$\dot{E} = M(X, Z) + M(Y, Z) + BU \quad (6)$$

where $E \in R^m$ is the state, and B, U are given in Equation (4).

Definition 1 ([14]). For the system (6), if $\lim_{t \rightarrow \infty} \|E(t)\| = 0$, then the master system (4) and the slave system (5) are considered to be anti-synchronized, which implies that the partial anti-synchronization problem of the system (1) is realized.

It should be pointed out that among the abovementioned results, the external disturbance is not considered completely. Unfortunately, there are still many deficiencies in the current research, and in practice this is not the case. For the robust stabilization problems of the nonlinear systems, many methods have been reported, e.g., [15,16]. However, the obtained results are only robust, i.e., the disturbance is not asymptotically estimated by the observers or filters. More importantly, the robust control and disturbance rejection problems in the abovementioned works are mainly solved by the linear matrix inequalities (LMIs). It is well known that the stability conditions that are derived by the LMIs are only sufficient conditions and often result in conservative conclusions. Recently, the uncertainty and disturbance estimator (UDE)-based control method [17–23] emerged as an effective method to deal with the model uncertainty and external disturbance, and it has been widely applied in various systems. However, for the periodically external disturbance $A \sin(t) + C$, where A and C are unknown constants, the proposed filter in [17] cannot asymptotically estimate such disturbance, so the obtained results are only robust, or practical. It is important to propose a suitable filter that can asymptotically estimate the periodically external disturbance. Inspired by the UDE-based control method, this paper shall propose a suitable filter in Section 3.

On the other hand, the novel chaotic finance system [24] was presented in 2001. This system model is described by three state variables of the time variations: x_1 stands for the interest rate; x_2 and x_3 are the investment demand and the price index, respectively. Recently, a four-dimensional finance system [25,26] was proposed. There are four sub-blocks that construct the system model, i.e., money, production, labor force, and stock. In our previous work [27], some control problems have been investigated by the adaptive control method. However, the impact of disturbance, especially the periodically external disturbance, is not considered. Therefore, it is very important and necessary to study the partial anti-synchronization problem of the 4D financial hyper-chaotic system with periodically external disturbance.

The main contributions of this paper are summarized as follows

- (1). The existence of the partial anti-synchronization problem of the 4D financial system is proven;

- (2). A suitable filter that can asymptotically estimate the periodically external disturbance is proposed;
- (3). Two DE-based controllers are designed and used to realize the partial anti-synchronization problem.

The rest of this paper is organized as follows. Section 2 introduces the problem formation, Section 3 presents the main results of this paper, Section 4 provides the numerical simulation results, and Section 5 gives the conclusions.

For subsequent use, the dynamic feedback control method is introduced in the next section.

Lemma 1 ([28]). *Consider the following system*

$$\dot{q} = H(q) + bu \quad (7)$$

where $q \in R^n$ is the state; $b \in R^{n \times l}$, $l \geq 1$, and u is the controller to be designed. If $(H(q), b)$ can be stabilized, then the controller u is

$$u = K(t)q \quad (8)$$

where $K(t) = k(t)b^T$ and

$$\dot{k}(t) = -q^T q = -\|q(t)\|^2 = -\sum_{i=1}^n q_i^2 \quad (9)$$

2. Problem Formation

The controlled 4D hyper-chaotic system with periodically external disturbance is given as

$$\dot{x} = f(x) + bu + w(t) = \begin{cases} (x_2 - 0.9)x_1 + x_3 + x_4 + u + w_1(t) \\ 1 - 0.2x_2 - x_1^2 \\ -x_1 - 1.5x_3 \\ -0.2x_1x_2 - 0.17x_4 \end{cases} \quad (10)$$

where $x \in R^4$ is the state,

$$f(x) = \begin{pmatrix} (x_2 - 0.9)x_1 + x_3 + x_4 \\ 1 - 0.2x_2 - x_1^2 \\ -x_1 - 1.5x_3 \\ -0.2x_1x_2 - 0.17x_4 \end{pmatrix}, \quad b = \begin{pmatrix} 1 \\ 0 \\ 0 \\ 0 \end{pmatrix}, \quad w(t) = \begin{pmatrix} w_1(t) \\ 0 \\ 0 \\ 0 \end{pmatrix}, \quad (11)$$

$u \in R^1$ is the controller to be designed, $w_1(t) = A \sin(t) + C$, and A, C are unknown constants.

If $u = w(t) \equiv 0$, then the system (11) becomes

$$\dot{x} = f(x) = \begin{cases} (x_2 - 0.9)x_1 + x_3 + x_4 \\ 1 - 0.2x_2 - x_1^2 \\ -x_1 - 1.5x_3 \\ -0.2x_1x_2 - 0.17x_4 \end{cases} \quad (12)$$

which is given in Refs. [25–27].

The main goal of this paper is to investigate the partial anti-synchronization problem of the system (10), and present some new results.

3. Main Results

3.1. The Existence of the Partial Anti-Synchronization Problem

In this section, the existence of the partial anti-synchronization problem for the system (12) is investigated and a conclusion is derived as follows.

Theorem 1. Considering the system (12), there exists a non-singular transformation:

$$\begin{pmatrix} X \\ Z \end{pmatrix} = \begin{pmatrix} 1 & 0 & 0 & 0 \\ 0 & 0 & 1 & 0 \\ 0 & 0 & 0 & 1 \\ 0 & 1 & 0 & 0 \end{pmatrix} x, \quad (13)$$

by which the system (12) can be divided into the following two subsystems

$$\dot{X} = M(Z)X \quad (14)$$

$$\dot{Z} = G(X, Z) \quad (15)$$

where $X \in R^3$, $Z \in R^1$, and

$$M(Z) = \begin{pmatrix} Z - 0.9 & 1 & 1 \\ -1 & -0.5 & 0 \\ -0.2Z & 0 & -0.17 \end{pmatrix} \quad (16)$$

$$G(X, Z) = 1 - 0.2Z + X_1^2 \quad (17)$$

which implies that the partial anti-synchronization problem of the system (12) exists.

The proof of Theorem 1, please see Appendix A.1.

By the transformation (13), the system (10) is also divided into the following subsystems

$$\dot{X} = M(Z)X + BU + W(t) \quad (18)$$

and the subsystem given in Equation (15), where

$$B = \begin{pmatrix} 1 \\ 0 \\ 0 \end{pmatrix}, \quad W(t) = \begin{pmatrix} W_1(t) \\ 0 \\ 0 \end{pmatrix} = \begin{pmatrix} A \sin(t) + C \\ 0 \\ 0 \end{pmatrix}, \quad (19)$$

and $U \in R^1$ is the controller to be designed.

Let the subsystem (18) be the master system, and the slave system is presented as follows

$$\dot{Y} = M(Z)Y \quad (20)$$

where $Y \in R^3$ and $Z \in R^1$ is given in Equation (15),

Let $E = X + Y$, and the sum system is given as

$$\dot{E} = M(Z)E + BU + W(t) \quad (21)$$

where $E \in R^3$ is the state, and B, U are given in Equation (18).

Next, the controller $U = U_s + U_w$ is designed by two steps. In the first step, U_s is proposed for the nominal system $\dot{E} = M(Z)E + BU_s$, and U_w is obtained by designing a suitable filter $G_f(s)$ for the periodically external disturbance in the second step.

3.2. The Controllers Are Designed for the Nominal System

Theorem 2. Regarding the nominal system $\dot{E} = M(Z)E + BU_s$, the dynamic feedback controller U_s is proposed as follows

$$U_s = K(t)E \quad (22)$$

where $K(t) = k(t)B^T$, and

$$\dot{k}(t) = -E^T E = -\|E(t)\|^2 = -\sum_{i=1}^3 E_i^2 \quad (23)$$

The proof of Theorem 2, please see Appendix A.2.

It is noted that the nominal system $\dot{E} = M(Z)E + BU_s$ has a simple form; another linear feedback controller is proposed in the next step.

Theorem 3. For the nominal system $\dot{E} = M(Z)E + BU_s$, the linear feedback controller U_s is proposed as follows

$$U_s = -ZE_1 - E_2 - E_3 \quad (24)$$

The proof of Theorem 3, please see Appendix A.3.

3.3. A Suitable Filter Is Designed for the Periodically External Disturbance

Theorem 4. For the periodically external disturbance $W_1(t) = A \sin(t) + C$, a suitable filter $G_f(s)$ is presented as follows

$$G_f(s) = \frac{s^4 + 4s^3 + 6s^2 + 3s + 2}{s^5 + 4s^4 + 8s^3 + 9s^2 + 6s + 2} \quad (25)$$

where $G_f(s) = \ell\{g_f(t)\}$,

$$g_f(t) = 2e^{-t} - e^{-t}(\cos(t) - 3\sin(t)) - \frac{4\sqrt{3}}{3}e^{-\frac{t}{2}}\sin\left(\frac{\sqrt{3}t}{2}\right) \quad (26)$$

and meets the following performance:

$$\hat{W}_1(t) = W_1(t) * \ell^{-1}\left[G_f(s)\right] = W_1(t) * g_f(t) \rightarrow W_1(t), \text{ as } t \rightarrow \infty, \quad (27)$$

" ℓ " represents the Laplace transform, " ℓ^{-1} " represents the inverse Laplace transform, " $*$ " represents the convolution.

The proof of Theorem 4, please see Appendix A.4.

3.4. The DE-Based Controller Is Designed for Periodically External Disturbance

Theorem 5. For the sum system (21), the DE-based controller U_w is presented as follows

$$U_w = B^+ \left\{ \ell^{-1} \left[\frac{G_f(s)}{1 - G_f(s)} \right] * F(Z) - \ell^{-1} \left[\frac{sG_f(s)}{1 - G_f(s)} \right] * E \right\}, \quad (28)$$

where $B^+ = (B^T B)^{-1} B^T$, $F(Z) = M(Z) + BU_s$.

The proof of Theorem 5, please see Appendix A.5.

4. Numerical Simulation

4.1. Comparison with the Effect of Parameters of Periodically External Disturbance

The initial conditions of the master subsystem given in Equation (18) and the slave subsystem given in Equation (20) are chosen as $X(0) = [1, 2, 3]$, $Y(0) = [-2, -1, -2]$, respectively, and $Z(0) = 1$. Without loss of generality, the controller U_s given in Equation (24) is taken as an example.

Case 1: $A = 10$, $C = 2$.

From Figure 1, it can be seen that the sum system is asymptotically stable. Figure 2 shows the states of the master subsystem and the slave subsystem, respectively. It is easy to see that the state vectors of the slave subsystem have the same amplitude but opposite signs to those of the master subsystem, which implies that the partial anti-synchronization problem of the 4D financial hyper-chaotic system is realized. Figure 3 shows that $\hat{W}_1(t)$ tends to $W_1(t)$ as $t \rightarrow +\infty$. Figure 4 shows the state of control signal $U(t)$.

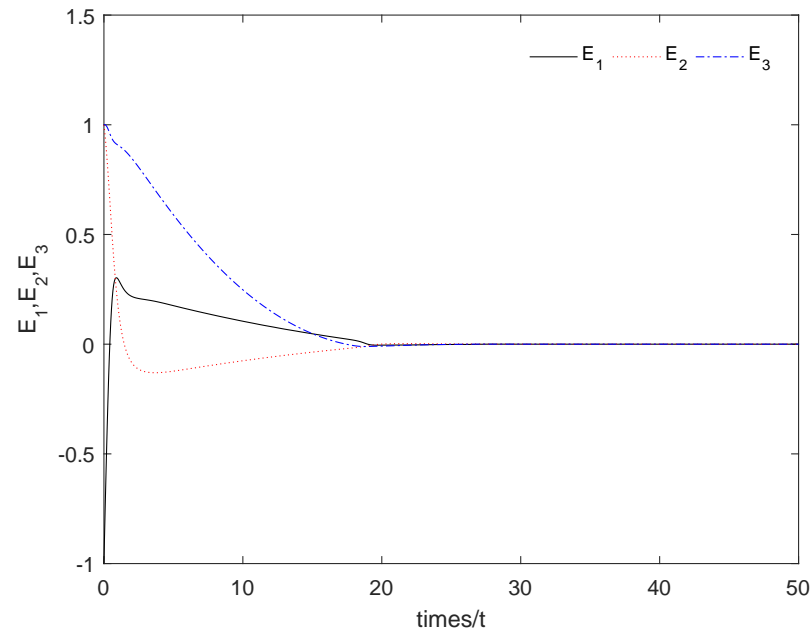


Figure 1. The sum system (21) is asymptotically stable.

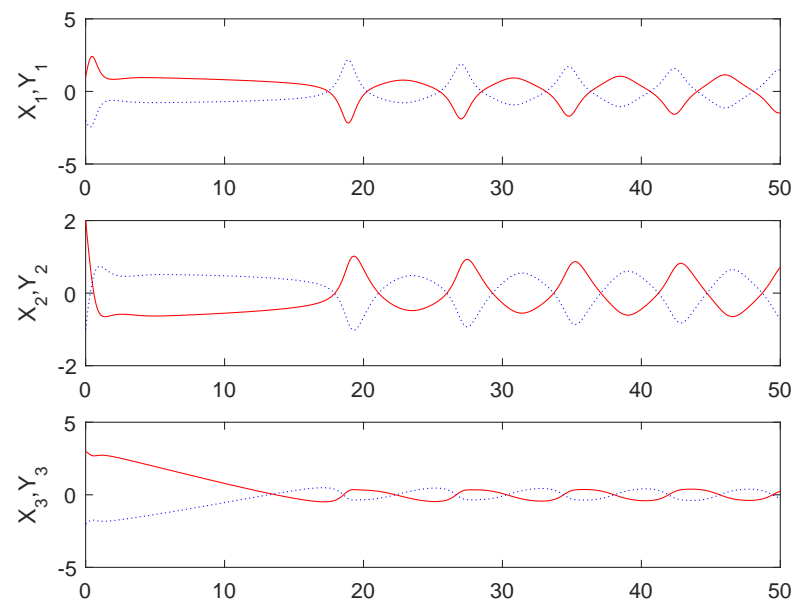


Figure 2. The states of the master subsystem and the slave subsystem.

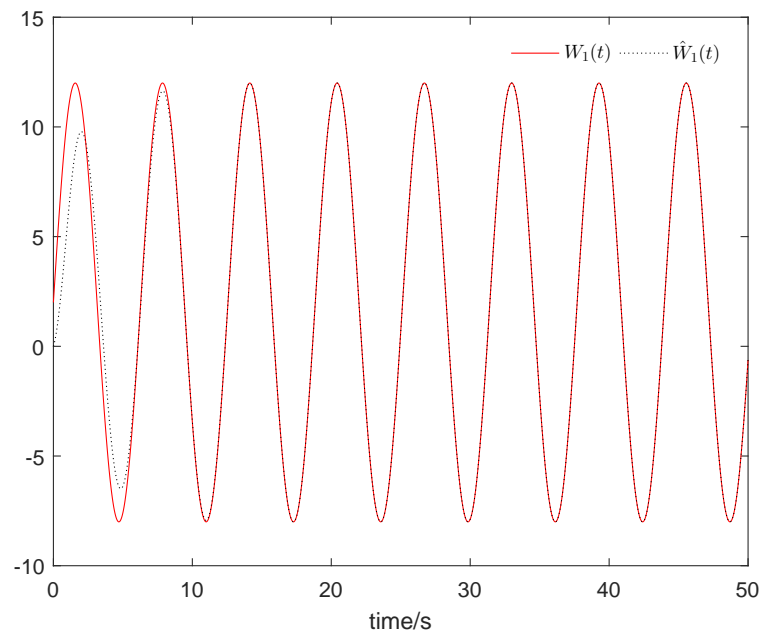


Figure 3. $\hat{W}_1(t)$ tends to $W_1(t)$.

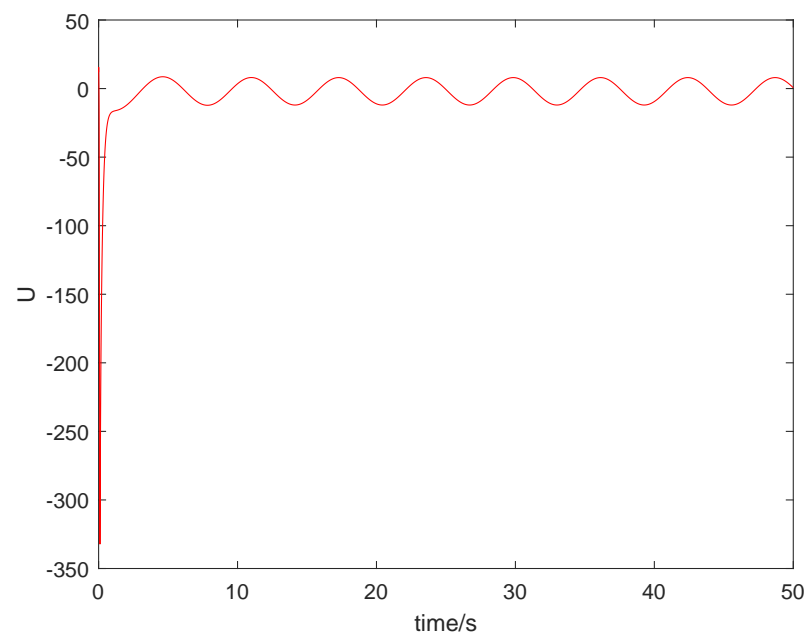


Figure 4. The state of control signal $U(t)$.

Case 2: $A = 100$, $C = 20$.

Figure 5 shows that the sum system is asymptotically stable. Figure 6 shows the states of the master subsystem and the slave subsystem, respectively. It is easy to see that the state vectors of the slave subsystem have the same amplitude but opposite signs to those of the master subsystem, which implies that the partial anti-synchronization problem of the 4D financial hyper-chaotic system is realized. Figure 7 shows that $\hat{W}_1(t)$ tends to $W_1(t)$ as $t \rightarrow +\infty$. Figure 8 shows the state of control signal $U(t)$.

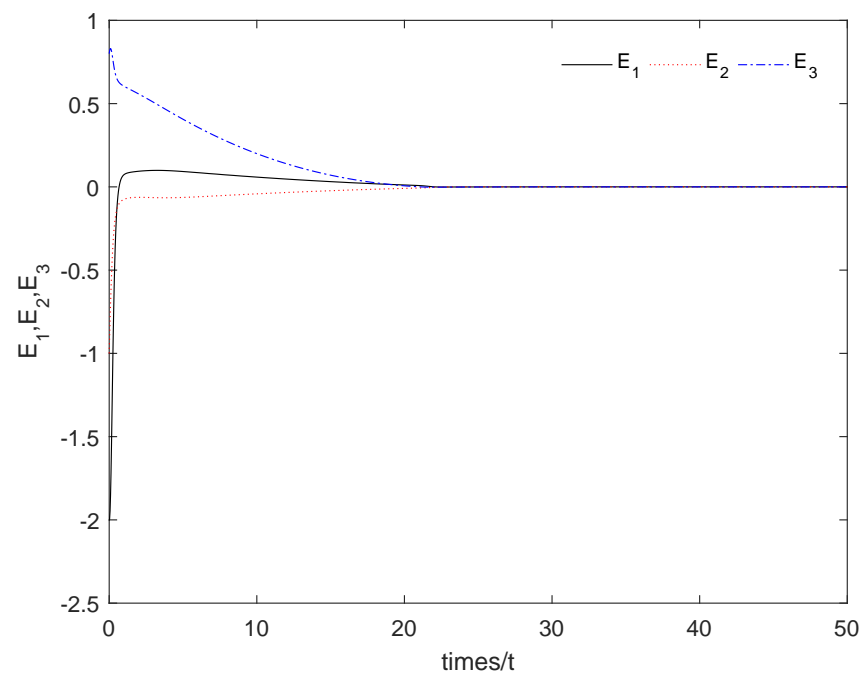


Figure 5. The sum system (21) is asymptotically stable.

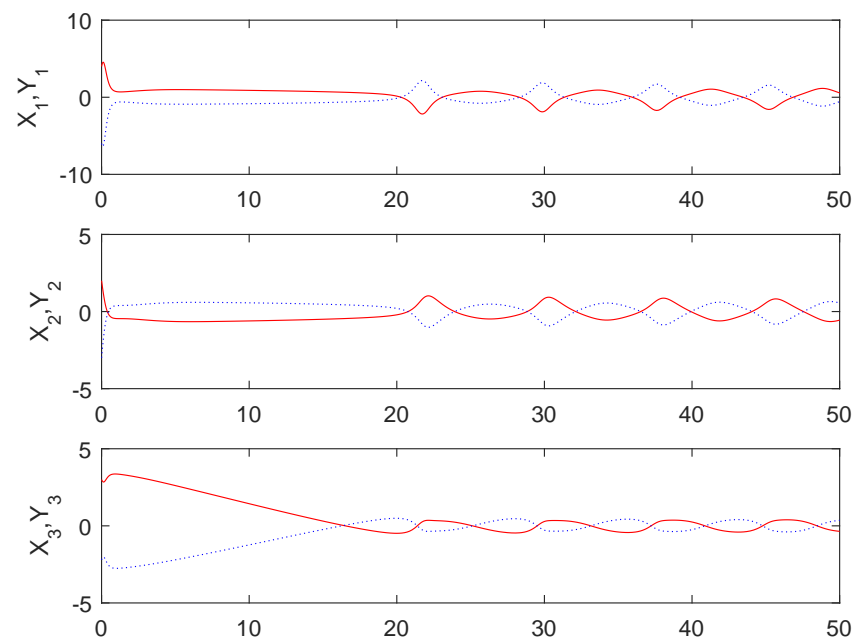


Figure 6. The states of the master subsystem and the slave subsystem.

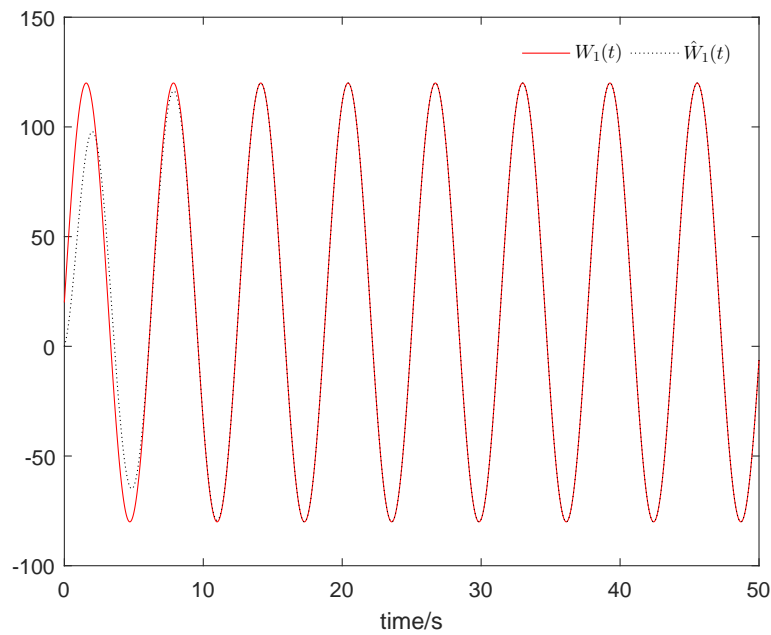


Figure 7. $\hat{W}_1(t)$ tends to $W_1(t)$.

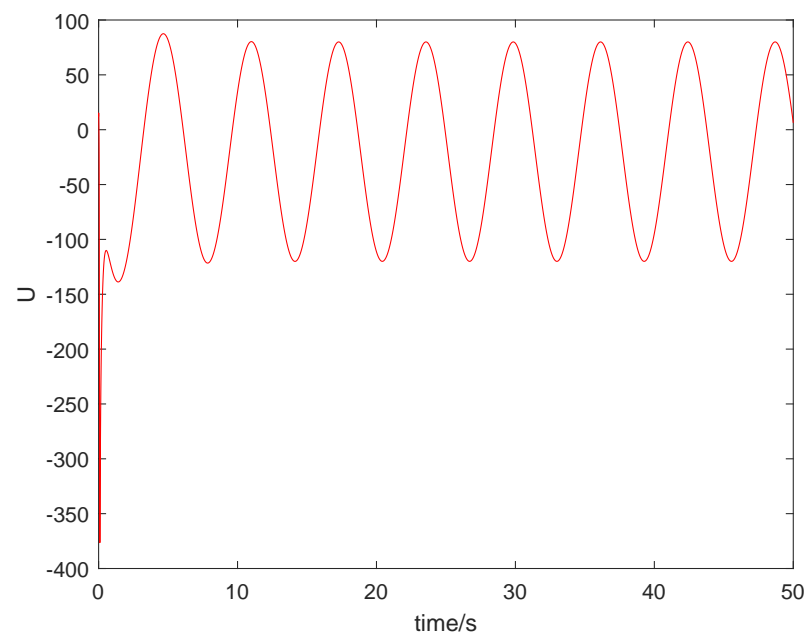


Figure 8. The state of control signal $U(t)$.

Remark 1. From the above figures, it can be seen that the effect of the disturbance parameters (A and C) on the anti-synchronization problem is very small.

4.2. Comparison with the Same Control Strategy

The initial conditions of the master subsystem given in Equation (18) and the slave subsystem given in Equation (20) are chosen as $X(0) = [1, 2, 3]$, $Y(0) = [-2, -1, -2]$, respectively, and $Z(0) = 1$, and $A = 100$, $C = 20$. The controller U_s given in Equation (24) is chosen here.

Figure 9 shows that the sum system is asymptotically stable. Figure 10 shows the states of the master subsystem and the slave subsystem, respectively. It is easy to see that the state vectors of the slave subsystem have the same amplitude but opposite signs to those of the master subsystem, which implies that the partial anti-synchronization problem of the 4D financial hyper-chaotic system is realized. Figure 11 shows that $\hat{W}_1(t)$ tends to $W_1(t)$ as $t \rightarrow +\infty$. Figure 12 shows the state of control signal $U(t)$.

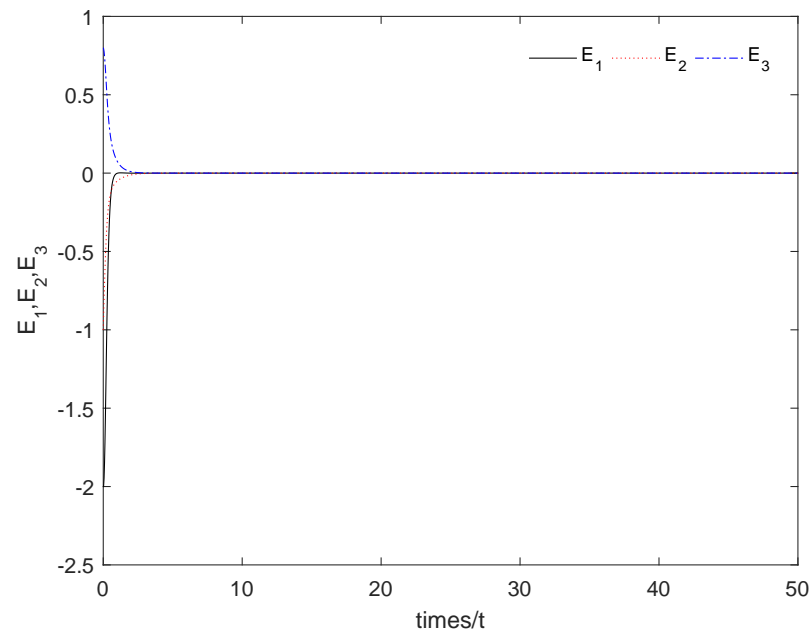


Figure 9. The sum system (21) is asymptotically stable.

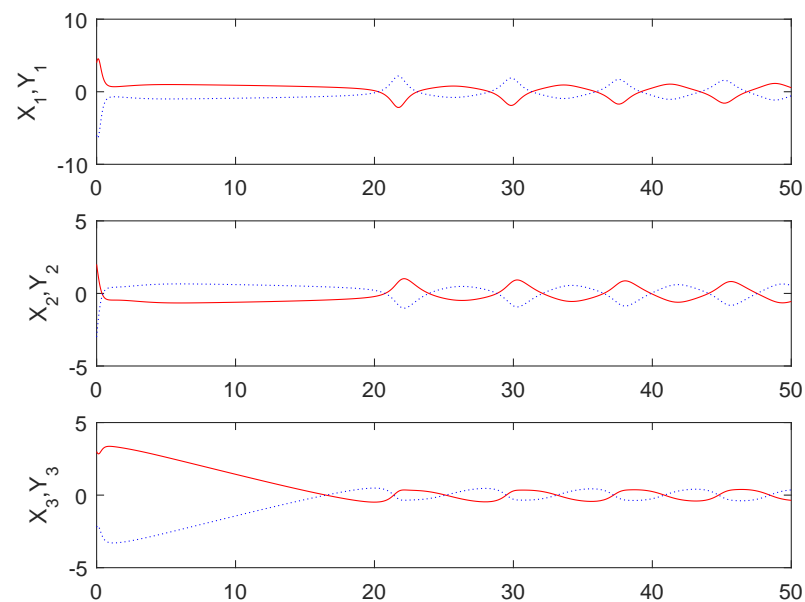


Figure 10. The states of the master subsystem and the slave subsystem.

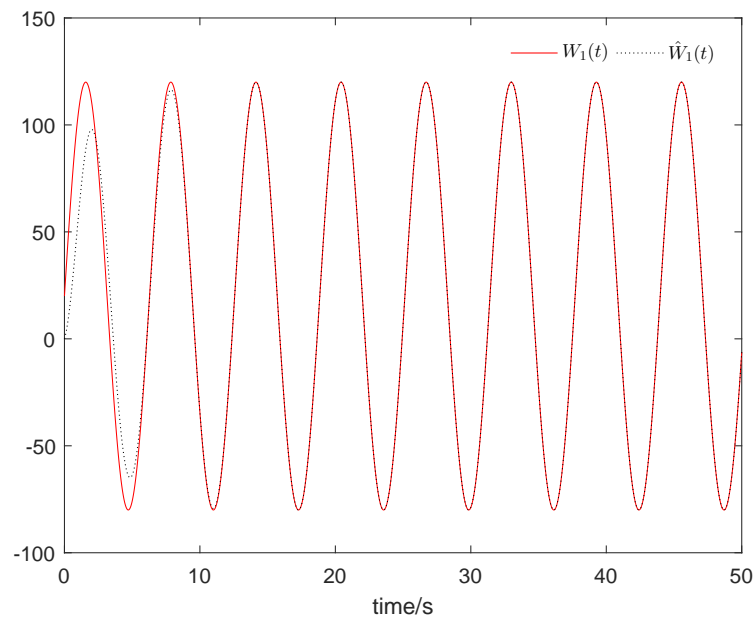


Figure 11. $\hat{W}_1(t)$ tends to $W_1(t)$.

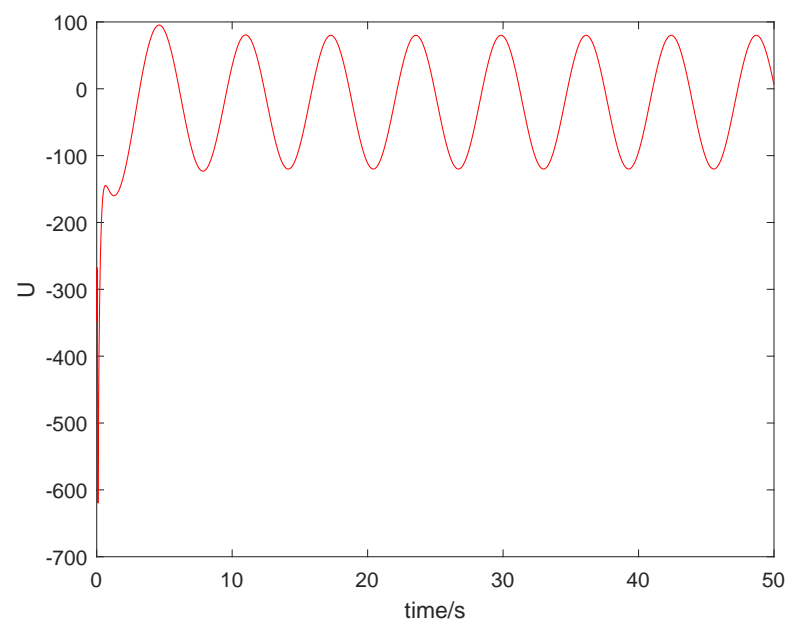


Figure 12. The state of control signal $U(t)$.

Remark 2. From the above figures, it can be seen that the effect of the controller U_s given in Equation (24) is stronger than that given in Equation (22).

5. Conclusions

The partial anti-synchronization problem of the 4D financial hyper-chaotic system with periodically external disturbance has been investigated. Firstly, the partial anti-synchronization problem of the nominal 4D financial system has been proven. Then, by designing a suitable filter, two disturbance estimator (DE)-based controllers have been presented and used to realize the partial anti-synchronization problem. It has been proven that the proposed filter can asymptotically estimate the periodically external disturbance. Finally, the effectiveness and correctness of the proposed results have been verified by numerical simulation.

Author Contributions: L.C. wrote the original draft; R.G. reviewed and edited the whole paper. All authors have read and agreed to the published version of the manuscript.

Funding: This work was supported in part by the Shandong Social Science Popularization and Application Research Project (2020-SKZZ-44), in part by the National Natural Science Foundation of China under Grant 61973185, in part by the Natural Science Foundation of Shandong Province under Grant (ZR2020MF097, ZR2021MF012), and in part by the Colleges and Universities Twenty Terms Foundation of Jinan City (2021GXRC100).

Conflicts of Interest: The authors declare no conflict of interest.

Appendix A

Appendix A.1. The Proof of Theorem 1

Proof. Let $\beta = \text{Diag}\{\beta_1, \beta_2, \dots, \beta_4\}$, $|\beta_i| \neq 0, 1, i = 1, 2, \dots, 4$, and it is easy to judge that

$$\gamma = \begin{pmatrix} \beta_1 \\ \beta_3 \\ \beta_4 \\ \beta_2 \end{pmatrix} = \begin{pmatrix} -1 \\ -1 \\ -1 \\ 1 \end{pmatrix} \quad (\text{A1})$$

is a solution of the following equations about β

$$\begin{cases} f_1(\beta x) - \beta_1 f_1(x) = (\beta_1 \beta_2 - \beta_1)x_1 x_2 + (\beta_3 - \beta_1)x_3 + (\beta_4 - \beta_1)x_4 \equiv 0 \\ f_3(\beta x) - \beta_3 f_3(x) = -(\beta_1 - \beta_3)x_1 \equiv 0 \\ f_4(\beta x) - \beta_4 f_4(x) = -0.2(\beta_1 \beta_2 - \beta_4)x_1 x_2 \equiv 0 \end{cases} \quad (\text{A2})$$

i.e.,

$$\begin{cases} \beta_1 \beta_2 = \beta_1 \text{ and } \beta_1 = \beta_3 \text{ and } \beta_1 = \beta_4 \\ \beta_1 = \beta_3 \\ \beta_1 \beta_2 = \beta_4 \end{cases} \quad (\text{A3})$$

Thus, the transformation (13) is obtained, which completes the proof. \square

Appendix A.2. The Proof of Theorem 2

Proof. Since $(M(Z), B)$ is controllable regardless of Z , the controller U_s given in Equation (22) is proposed according to Lemma 1. \square

Appendix A.3. The Proof of Theorem 3

Proof. Substituting the controller U_s given in Equation (24) into the nominal system $\dot{E} = M(Z)E + BU_s$, we find that

$$\dot{E} = M(Z)E + BU = \begin{pmatrix} -0.9 & 0 & 0 \\ -1 & -0.5 & 0 \\ -0.2Z & 0 & -0.17 \end{pmatrix} E$$

is asymptotically stable, which completes the proof. \square

Appendix A.4. The Proof of Theorem 4

Proof. Since

$$\begin{aligned}
 (A \sin(t) + C) * g_f(t) &= \int_0^t (A \sin(\tau) + C) g_f(t - \tau) d\tau \\
 &= A \sin(t) + C \\
 &\quad + e^{-t}(A - 2C) + e^{-t}(A - C) \left(\cos(t) + \sin(t) \left(\frac{2A-3C}{A-C} - 1 \right) \right) \\
 &\quad - e^{-\frac{t}{2}} \left(\cos\left(\frac{\sqrt{3}t}{2}\right) + 2(A - C) \frac{\sqrt{3}}{3} \sin\left(\frac{\sqrt{3}t}{2}\right) \right) \\
 &\rightarrow A \sin(t) + C, \text{ as } t \rightarrow \infty
 \end{aligned} \tag{A4}$$

Thus, the designed filter $G_f(s)$ is suitable. \square

Appendix A.5. The Proof of Theorem 5

Proof. Substituting $U = U_s + U_w$ into the system (21), where U_s is given in Equation (22) or Equation (24) and U_w is presented in Equation (28), results in

$$\dot{E} = M(Z)E + BU_s + BU_w + W(t) = F(Z) + BU_w + W(t) \tag{A5}$$

where $F(Z) = M(Z)E + BU_s$.

According to Theorem 2 and Theorem 3, the system $\dot{E} = F(Z)$ is asymptotically stable. If

$$BU_w = -\hat{W}(t) \rightarrow -W(t), \text{ as } t \rightarrow \infty. \tag{A6}$$

then the following system

$$\dot{E} = F(Z, E) + \tilde{W}(t) \tag{A7}$$

is asymptotically stable, where $\tilde{W}(t) = W(t) - \hat{W}(t)$.

As a matter of fact, for the system $\dot{E} = F(Z, E) + BU_w + W(t)$, we obtain

$$BU_w = -\hat{W}(t) = -(\dot{E} - F(Z, E) - BU_w) * g_f(t). \tag{A8}$$

Performing a Laplace transformation along the both sides of the Equation (A8), the controller U_w given in Equation (28) is obtained. Thus, the conclusion is proven, which completes the proof. \square

References

1. Pecora, L.M.; Carroll, T.L. Synchronization in chaotic system. *Phys. Rev. Lett.* **1990**, *64*, 821–825. [[CrossRef](#)] [[PubMed](#)]
2. Mainieri, R.; Rehacek, J. Projective synchronization in three-dimensional chaotic oscillators. *Phys. Rev. Lett.* **1999**, *82*, 3042–3045. [[CrossRef](#)]
3. Xu, D.L. Control of projective synchronization in chaotic system. *Phys. Rev. Lett.* **2001**, *63*, 027201–027204.
4. Park, J.H. Adaptive synchronization of Rossler system with uncertain parameters. *Chaos Solitons Fractals* **2005**, *25*, 333–338. [[CrossRef](#)]
5. Jiang, C.; Zhang, F.; Li, T. Synchronization and anti-synchronization of N-coupled fractional-order complex systems with ring connection. *Math. Methods Appl. Sci.* **2018**, *41*, 2625–2638. [[CrossRef](#)]
6. Karimov, A.; Tutueva, A.; Karimov, T.; Karimov, T.; Druzhina, O.; Butusov, D. Adaptive generalized synchronization between circuit and computer implementations of the Rössler system. *Appl. Sci.* **2021**, *11*, 81. [[CrossRef](#)]
7. Li, R.H.; Xu, W.; Li, S. Anti-synchronization on autonomous and non-autonomous chaotic systems via adaptive feedback control. *Chaos Solitons Fractals* **2009**, *40*, 1288–1296. [[CrossRef](#)]
8. Shi, J.C.; Zeng, Z.G. Anti-synchronization of delayed state-based switched inertial neural networks. *IEEE Trans. Cybern.* **2021**, *51*, 2540–2549. [[CrossRef](#)]
9. Lu, W.L.; Chen, T.P. QUAD-condition, synchronization, consensus of multiagents, and anti-synchronization of complex networks. *IEEE Trans. Cybern.* **2021**, *51*, 3384–3388. [[CrossRef](#)]
10. Wang, Q.; Duan, L. Finite-time anti-synchronisation of delayed Hopfield neural networks with discontinuous activations. *Int. J. Control.* **2021**, *20*, 2398–2405. [[CrossRef](#)]

11. Khan, T.; Chaudhary, H. Adaptive controllability of microscopic chaos generated in chemical reactor system using anti-synchronization strategy. *Numer. Algebra Control. Optim.* **2021**, *12*, 611–620. [[CrossRef](#)]
12. Wei, X.F.; Zhang, Z.Y.; Lin, C.; Chen, J. Synchronization and anti-synchronization for complex-valued inertial neural networks with time-varying delays. *Appl. Math. Comput.* **2021**, *403*, 126194. [[CrossRef](#)]
13. Kaheni, H.R.; Yaghoobi, M. A new approach for security of wireless sensor networks based on anti-synchronization of the fractional-order hyper-chaotic system. *Trans. Inst. Meas. Control.* **2021**, *43*, 1191–1201. [[CrossRef](#)]
14. Guo, R.; Qi, Y. Partial anti-synchronization in a class of chaotic and hyper-chaotic systems. *IEEE Access* **2021**, *9*, 46303–46312 [[CrossRef](#)]
15. Zhu, L.; Chen, Z. Robust input-to-output stabilization of nonlinear systems with a specified gain. *Automatica* **2017**, *84*, 199–204. [[CrossRef](#)]
16. Casau, P.; Mayhew, C.G.; Sanfelice, R.G.; Silvestre, C. Robust global exponential stabilization on the n-dimensional sphere with applications to trajectory tracking for quadrotors. *Automatica* **2019**, *110*, 108534. [[CrossRef](#)]
17. Ren, B.; Zhong, Q.; Chen, J. Robust control for a class of nonaffine nonlinear systems based on the uncertainty and disturbance estimator. *IEEE Trans. Ind. Electron.* **2015**, *62*, 5881–5888. [[CrossRef](#)]
18. Wang, Y.; Ren, B.; Zhong, Q. Robust power flow control of grid-connected inverters. *IEEE Trans. Ind. Electron.* **2016**, *63*, 6887–6897. [[CrossRef](#)]
19. Ren, B.; Zhong, Q.; Dai, J. Asymptotic reference tracking and disturbance rejection of UDE-based robust control. *IEEE Trans. Ind. Electron.* **2017**, *64*, 3166–3176. [[CrossRef](#)]
20. Ren, B.; Wang, Y.; Zhong, Q. UDE-based control of variable-speed wind turbine systems. *Int. J. Control.* **2017**, *90*, 121–136. [[CrossRef](#)]
21. Wang, Y.; Ren, B. Fault ride-through enhancement for grid-tied PV systems with robust control. *IEEE Trans. Ind. Electron.* **2018**, *65*, 2302–2312. [[CrossRef](#)]
22. Yi, X.; Guo, R.; Qi, Y. Stabilization of chaotic systems with both uncertainty and disturbance by the UDE-Based Control Method. *IEEE Access* **2020**, *8*, 62471–62477. [[CrossRef](#)]
23. Wang, Y.; Ren, B.; Zhong, Q. Bounded UDE-Based controller for input constrained systems with uncertainties and disturbances. *IEEE Trans. Ind. Electron.* **2021**, *68*, 1560–1570. [[CrossRef](#)]
24. Wu, W.; Chen, Z. Hopf bifurcation and intermittent transition to hyperchaos in a novel strong four-dimensional hyperchaotic system. *Nonlinear Dyn.* **2010**, *60*, 615–630. [[CrossRef](#)]
25. Yu, H.; Cai, G.; Li, Y. Dynamic analysis and control of a new hyperchaotic finance system. *Nonlinear Dyn.* **2012**, *67*, 2171–2182. [[CrossRef](#)]
26. Cai, G.; Hu, P.; Li, Y. Modified function lag projective synchronization of a financial hyperchaotic system. *Nonlinear Dyn.* **2012**, *69*, 1457–1464. [[CrossRef](#)]
27. Cao, L. A four-dimensional hyperchaotic finance system and its control problems. *J. Control. Sci. Eng.* **2018**, 4976380, 1–12. [[CrossRef](#)]
28. Guo, R. Projective synchronization of a class of chaotic systems by dynamic feedback control method. *Nonlinear Dyn.* **2017**, *90*, 5593–5597. [[CrossRef](#)]