Figure S1. Alignments of genomic regions present in different *Prunus*-infecting viruses and amplified by the real-time RT-PCR assays. Multiple virus isolates available in GenBank were employed for assay design; accession numbers listed on the left side of each alignment, in the case of ACLSV, CNRMV, CVA, PDV and PNRSV a subset of analyzed accessions is displayed only. Primers and probes included in the assays are highlighted in red color and located at the bottom of each alignment. Alignments generated with MUSCLE and Geneious programs.

CGRMV



ACLSV


Consensus
Identity
194. KC404883.1
195. JN848978.1
196. KC404910.1
197. GU328000.1
198. JN848991.1
199. GU327982.1
200. KC404872.1
201. JN849009.1
202. KR606325.1
203. KR606326.1
204. AM494506.1
205. KY579377.1
206. JN849008.1
207. KY273475.1
208. KY273472.1
209. GU327990.1
210. AB520994.1
211. KY009919.1
212. FN666579.1
213. AY728180.1
214. AB060955.1
215. AB060951.1
216. KC847061.1
217. AB326224.1
218. KU870525.1
219. AB060959.1
220. AB060950.1
221. KC935954.1
222. KY310575.1
223. KY310576.1
224. AB060963.1
225. KC935956.1
226. KU870524.1
227. AB060956.1
228. KC935955.1
229. KJ522693.1
230. KM207212.1
231. AB326225.1
232. KY310574.1
233. AB060961.1
234. AB060952.1
235. AB060957.1
236. AJ243438.1
237. KY273462.1
238. EF138602.1
239. KY579376.1
240. KC404918.1
241. KY628805.1
242. KY273455.1
243. AF251275.1
244. KR606329.1
245. KR606327.1
246. HQ398252.1
247. X99752.1
ACLSV-F
ACLSV-P
ACLSV-R

CLRV


Consensus
Identity
FWD 1. gi_1100928_gb_U24694.1_CLU246...
FWD 2. gi_183223774_emb_AM981029.1_
FWD 3. gi_183223775_emb_AM981030.1_
FWD 4. gi_183223776_emb_AM981031.1_
FWD 5. gi_183223777_emb_AM981032.1_
FWD 6. gi_183223778_emb_AM981033.1_
FWD 7. gi_183223779_emb_AM981034.1_
FWD 8. gi_183223780_emb_AM981035.1_
FWD 9. gi_183223781_emb_AM981036.1_
FWD 10. gi_183223782_emb_AM981037.1_
FWD 11. gi_219921265_emb_AM981025.1_
FWD 12. gi_219921267_emb_AM981027.1_
FWD 13. gi_219921268_emb_AM981028.1_
FWD 14. gi_245886_gb_S84125.1_S84125
FWD 15. gi_245887_gb_S84124.1_S84124
FWD 16. gi_270267756_gb_GU167974.1_
FWD 17. gi_284073171_gb_GU321988.1_
FWD 18. gi_293652267_gb_GU362644.1_
FWD 19. gi_295291649_gb_HM032063.1_
FWD 20. gi_365199499_gb_JN418885.1_
FWD 21. gi_378406127_gb_JN104385.1_
FWD 22. gi_378406129_gb_JN104386.1_
FWD 23. gi_45597352_dbj_AB168098.1_
FWD 24. gi_45597353_dbj_AB168099.1_
FWD 25. gi_498716_emb_Z34265.1_
FWD 26. gi_526124606_gb_KC937020.1_
FWD 27. gi_526124608_gb_KC937021.1_
FWD 28. gi_526124610_gb_KC937022.1_
FWD 29. gi_526124612_gb_KC937023.1_
FWD 30. gi_526124614_gb_KC937024.1_
FWD 31. gi_526124616_gb_KC937025.1_
FWD 32. gi_526124618_gb_KC937026.1_
FWD 33. gi_526124620_gb_KC937027.1_
FWD 34. gi_526124622_gb_KC937028.1_
FWD 35. gi_526124624_gb_KC937029.1_
FWD 36. gi_526124626_gb_KC937030.1_
FWD 37. gi_526124628_gb_KC937031.1_
FWD 38. gi_549492853_gb_JN371146.2_
FWD 39. gi_549492854_gb_JN371147.2_
FWD 40. gi_574600322_gb_KF779201.1_
FWD 41. gi_574600323_gb_KF779202.1_
FWD 42. gi_574600324_gb_KF779203.1_
FWD 43. gi_574600325_gb_KF779204.1_
FWD 44. gi_574600326_gb_KF779205.1_
FWD 45. gi_574600327_gb_KF779206.1_
FWD 46. gi_574600329_gb_KF779208.1_
CLRV-F
CLRV-P
CLRV-R

CNRMV


Consensus
Identity
27. KC136839.1
28. MH681789.1
29. KR820558.1
30. JX648206.1
31. KR820553.1
32. KC136842.1
33. MH681786.1
34. KF030875.1
35. JX491635.1
36. KC136837.1
37. MH681791.1
38. KR820549.1
39. KC136840.1
40. KR820551.1
41. KR820550.1
42. AF237816.1
43. NC_002468.1
44. MH681788.1
45. LM993810.1
46. LM993809.1
47. KC432620.1
48. KC432621.1
49. KC432619.1
50. KF030843.1
51. KF030844.1
52. MH681785.1
53. KC136843.1
54. LC064077.1
55. AB871376.1
56. KF030832.2
57. LC064075.1
58. MF125277.1
59. AB871378.1
60. AB871381.1
61. EU188439.1
62. KR820557.1
63. KC136838.1
64. MH681790.1
65. AB822635.1
66. AB871380.1
67. AB871379.1
68. AB822636.1
69. AB822637.1
70. KF030835.1
71. KF030839.1
72. AB871375.1
73. EU188438.1
74. LC064076.1
75. LC064078.1
76. LC064079.1
77. AB871372.1
78. AB871373.1
79. AB871374.1
80. LC064080.1
CNRMV-F
CNRMV-P
CNRMV-R

CRLV

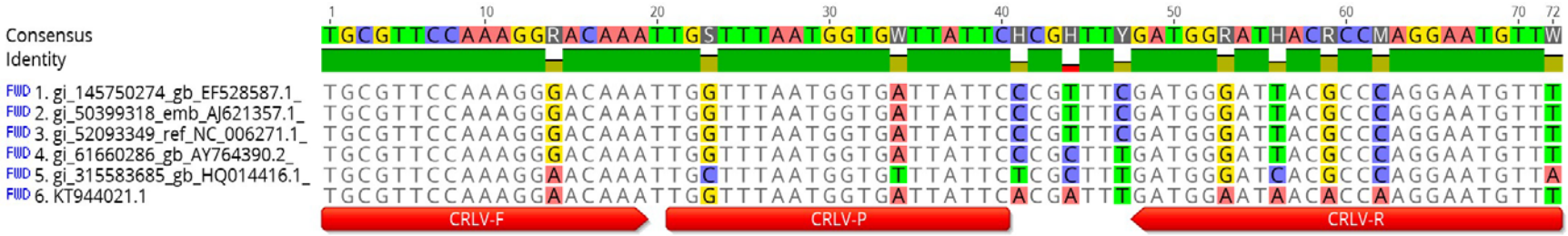
1 10 20 30 40 50 60 70 72
Consensus TGCGTTCCAAAGGRACAAATTGSTTTAATGGTGWTTATTCHCGHTTYGATGGRATHACRCCMAGGAATGTTW
Identity
FWD 1. gi_145750274_gb_EF528587.1_ TGCGTTCCAAAGGGACAAATTGGTTTAATGGTGATTATTCCCGTTTCGATGGGATTACGCCCAGGAATGTTT
FWD 2. gi_50399318_emb_AJ621357.1_ TGCGTTCCAAAGGGACAAATTGGTTTAATGGTGATTATTCCCGTTTCGATGGGATTACGCCCAGGAATGTTT
FWD 3. gi_52093349_ref_NC_006271.1_ TGCGTTCCAAAGGGACAAATTGGTTTAATGGTGATTATTCCCGTTTCGATGGGATTACGCCCAGGAATGTTT
FWD 4. gi_61660286_gb_AY764390.2_ TGCGTTCCAAAGGGACAAATTGGTTTAATGGTGATTATTCCCGCTTTGATGGGATTACGCCCAGGAATGTTT
FWD 5. gi_315583685_gb_HQ014416.1_ TGCGTTCCAAAGGAACAAATTGCTTTAATGGTGTTTATTCTCGCTTTGATGGGATCACGCCCAGGAATGTTA
FWD 6. KT944021.1 TGCGTTCCAAAGGAACAAATTGGTTTAATGGTGATTATTCACGATTTGATGGAATAACACCAAGGAATGTTT
CRLV-F
CRLV-P
CRLV-R

CRMaV


1 10 20 30 40 50 60 70 80 90 100 110 120 130 139
Consensus
Identity
1. KP258176.1
2. KF030836.1
3. KC218929.1
4. KF030869.2
5. KF030850.2
6. KF030849.2
7. KF030854.1
8. KF030855.1
9. KF030852.1
10. KF030853.1
11. KC218928.1
12. KF030867.1
13. KF030845.1
14. KC218927.1
15. KF030870.2
16. KC218926.1
17. NC_020996.1
18. KF030827.1
19. KF030840.1
20. KX389311.1
21. KF356396.2
22. KF030830.1
23. KF030829.1
CRMaV-F
CRMaV-P
CRMaV-R

CVA


Consensus
Identity
14. KY510877.1
15. KY510871.1
16. KY510868.1
17. KY510846.1
18. KY510883.1
19. KY680266.1
20. KY510873.1
21. HQ267856.1
22. KY510874.1
23. KY286055.1
24. KY445749.1
25. KY510867.1
26. KX098013.1
27. FN557255.2
28. KY861869.1
29. FR718890.1
30. FR718887.1
31. FN669549.1
32. KY510908.1
33. KY510896.1
34. KY510918.1
35. KY510892.1
36. FN691959.1
37. KY510915.1
38. KY510852.1
39. KY510884.1
40. KY510880.1
41. KY510855.1
42. KY510857.1
43. KU215410.1
44. KU215411.1
45. KY510864.1
46. FN669547.1
47. FN557253.2
48. FN669546.1
49. FN669545.1
50. KY510851.1
51. FN669548.1
52. KY861862.1
53. FN557254.2
54. KY510870.1
55. KY861861.1
56. HQ267857.1
57. KY510890.1
58. KY861872.1
59. KY510893.1
60. KX370827.1
61. KY510909.1
62. KX098012.1
63. FR718889.1
64. KY510866.1
65. KY510863.1
66. KY510865.1
67. FR718888.1
CVA-F
CVA-P
CVA-F

LChV-1

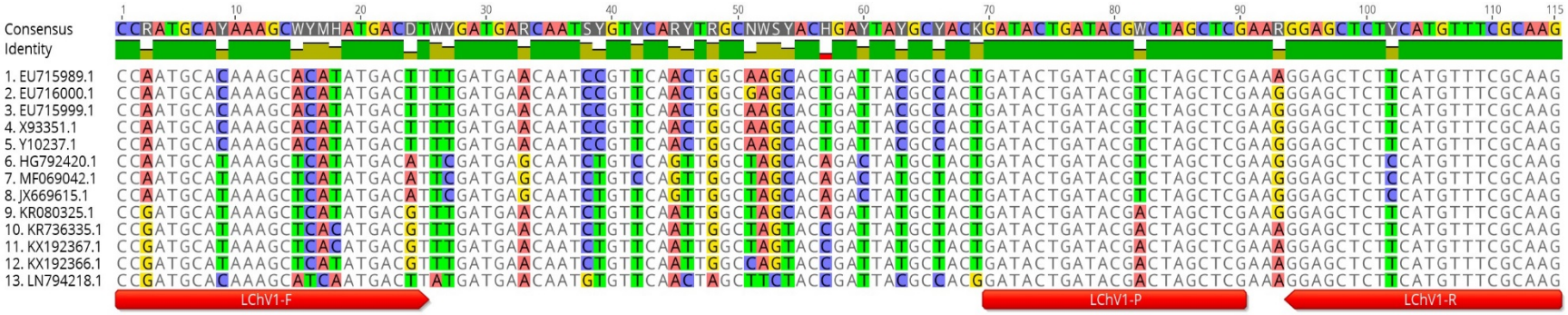
Consensus
Identity
1. EU715989.1
2. EU716000.1
3. EU715999.1
4. X93351.1
5. Y10237.1
6. HG792420.1
7. MF069042.1
8. JX669615.1
9. KR080325.1
10. KR736335.1
11. KX192367.1
12. KX192366.1
13. LN794218.1
LChV1-F
LChV1-P
LChV1-R

LChV-2

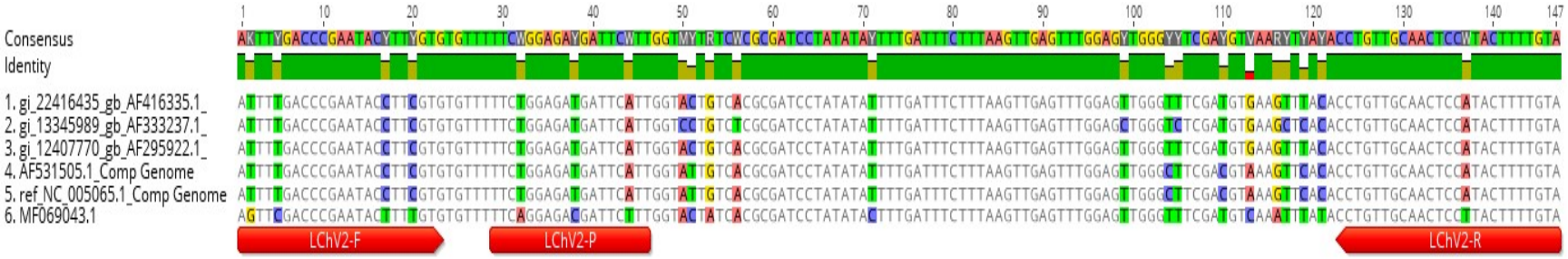
Consensus
Identity
1. gi_22416435_gb_AF416335.1_
2. gi_13345989_gb_AF333237.1_
3. gi_12407770_gb_AF295922.1_
4. AF531505.1_Comp Genome
5. ref_NC_005065.1_Comp Genome
6. MF069043.1
LChV2-F
LChV2-P
LChV2-R

NSPaV

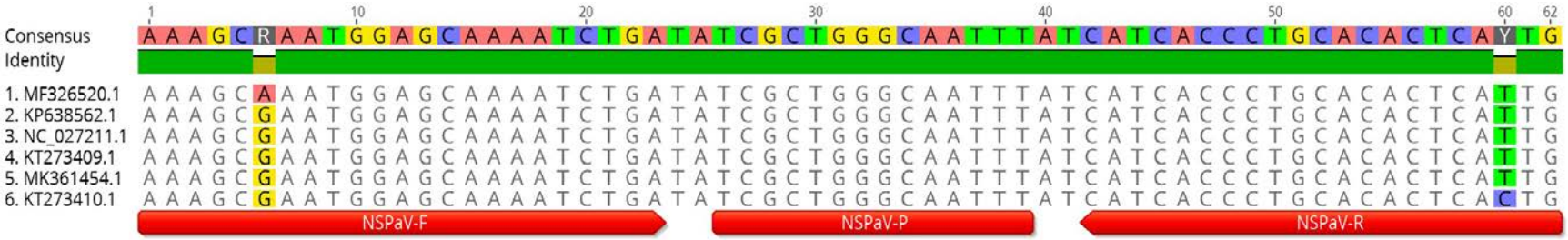
1
10
20
30
40
50
60
62
Consensus
Identity
1. MF326520.1
2. KP638562.1
3. NC_027211.1
4. KT273409.1
5. MK361454.1
6. KT273410.1
NSPaV-F
NSPaV-P
NSPaV-R

NVM

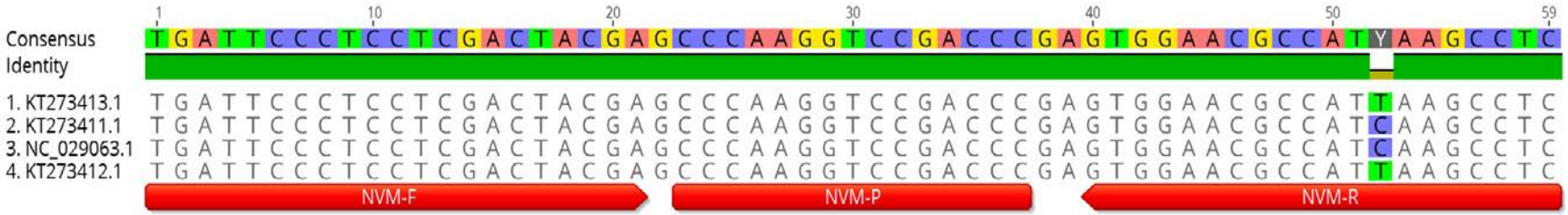
1
10
20
30
40
50
59
Consensus
Identity
1. KT273413.1
2. KT273411.1
3. NC_029063.1
4. KT273412.1
NVM-F
NVM-P
NVM-R

PcMV

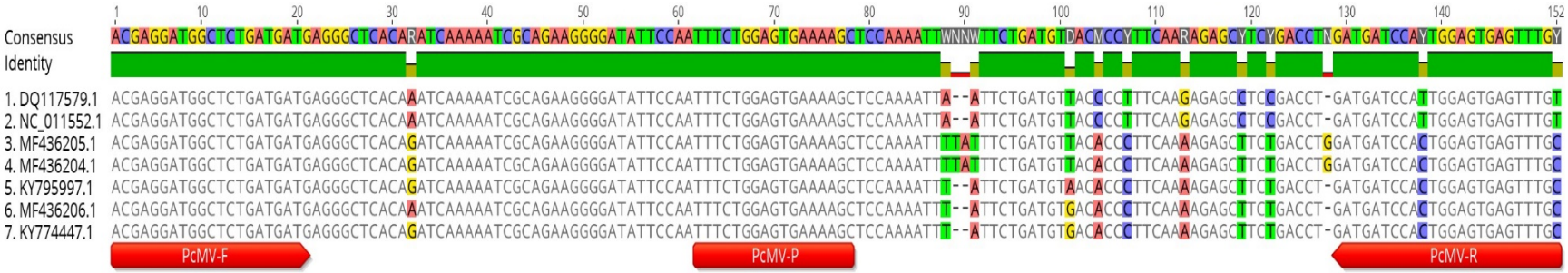
1 10 20 30 40 50 60 70 80 90 100 110 120 130 140 152
Consensus
Identity
1. DQ117579.1
2. NC_011552.1
3. MF436205.1
4. MF436204.1
5. KY795997.1
6. MF436206.1
7. KY774447.1
PcMV-F
PcMV-P
PcMV-R

PBNSPaV

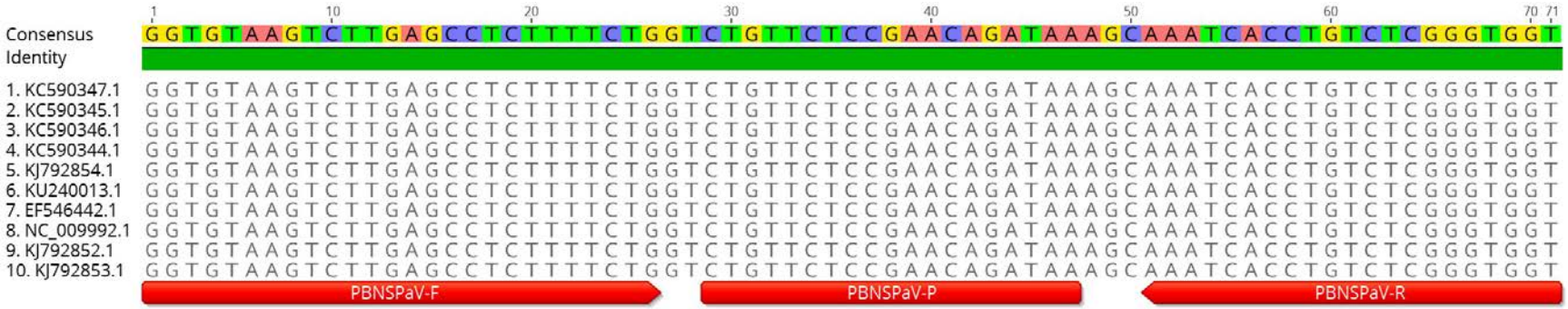
1 10 20 30 40 50 60 70 71
Consensus GGTGTAAGTCTTGAGCCTCTTTTCTGGTCTGTTCTCCGAACAGATAAAGCAAATCACCTGTCTCGGGTGGT
Identity
1. KC590347.1 GGTGTAAGTCTTGAGCCTCTTTTCTGGTCTGTTCTCCGAACAGATAAAGCAAATCACCTGTCTCGGGTGGT
2. KC590345.1 GGTGTAAGTCTTGAGCCTCTTTTCTGGTCTGTTCTCCGAACAGATAAAGCAAATCACCTGTCTCGGGTGGT
3. KC590346.1 GGTGTAAGTCTTGAGCCTCTTTTCTGGTCTGTTCTCCGAACAGATAAAGCAAATCACCTGTCTCGGGTGGT
4. KC590344.1 GGTGTAAGTCTTGAGCCTCTTTTCTGGTCTGTTCTCCGAACAGATAAAGCAAATCACCTGTCTCGGGTGGT
5. KJ792854.1 GGTGTAAGTCTTGAGCCTCTTTTCTGGTCTGTTCTCCGAACAGATAAAGCAAATCACCTGTCTCGGGTGGT
6. KU240013.1 GGTGTAAGTCTTGAGCCTCTTTTCTGGTCTGTTCTCCGAACAGATAAAGCAAATCACCTGTCTCGGGTGGT
7. EF546442.1 GGTGTAAGTCTTGAGCCTCTTTTCTGGTCTGTTCTCCGAACAGATAAAGCAAATCACCTGTCTCGGGTGGT
8. NC_009992.1 GGTGTAAGTCTTGAGCCTCTTTTCTGGTCTGTTCTCCGAACAGATAAAGCAAATCACCTGTCTCGGGTGGT
9. KJ792852.1 GGTGTAAGTCTTGAGCCTCTTTTCTGGTCTGTTCTCCGAACAGATAAAGCAAATCACCTGTCTCGGGTGGT
10. KJ792853.1 GGTGTAAGTCTTGAGCCTCTTTTCTGGTCTGTTCTCCGAACAGATAAAGCAAATCACCTGTCTCGGGTGGT
PBNSPaV-F
PBNSPaV-P
PBNSPaV-R

PDV


Consensus
Identity
69. GU181404.2
70. GU181405.2
71. GU181406.2
72. GU187047.2
73. KC965106.1
74. KF718660.1
75. KF718661.1
76. KF718662.1
77. KF718663.1
78. KF718664.1
79. KF718665.1
80. KF718666.1
81. KF718667.1
82. KF718668.1
83. KF718669.1
84. KF718670.1
85. KF718671.1
86. KF718673.1
87. KF718674.1
88. KF718675.1
89. KF718676.1
90. KF718677.1
91. KF718678.1
92. KF718679.1
93. KF718680.1
94. KU215404.1
95. KU215407.1
96. KU949329.1
97. KU949330.1
98. KU949331.1
99. KU949332.1
100. KU949333.1
101. KU949335.1
102. KU949336.1
103. KU949337.1
104. KU949338.1
105. KU949339.1
106. KU949340.1
107. KU949341.1
108. KU949343.1
109. KU949344.1
110. KU949345.1
111. KU949346.1
112. KU949347.1
113. KU949348.1
114. KU949349.1
115. KU949350.1
116. KU949351.1
117. KU949352.1
118. KY883330.1
119. KY883331.1
120. L28145.1
121. U31310.1
122. KU949334.1
PDV-F
PDV-P
PDV-R

PNRSV

Consensus
Identity
177. KF135195.1
178. KF135196.1
179. KF135197.1
180. KF135198.1
181. KF135199.1
182. KF135200.1
183. KF135201.1
184. KF135202.1
185. KF135203.1
186. KF135204.1
187. KF135205.1
188. KF135206.1
189. KF135207.1
190. KF135208.1
191. KF135209.1
192. KF135210.1
193. KF135211.1
194. KF420280.1
195. KF420281.1
196. KF420282.1
197. KF420283.1
198. KF420284.1
199. KF420285.1
200. KF420286.1
201. KF420287.1
202. KF420288.1
203. KF420289.1
204. KF569183.1
205. KF569184.1
206. KJ573395.1
207. KJ599816.1
208. KJ599817.1
209. KJ599818.1
210. KJ599819.1
211. KJ958527.1
212. KU179193.1
213. KX098001.1
214. KX098002.1
215. KX098003.1
216. KX098004.1
217. KX098005.1
218. KX353930.1
219. KX353931.1
220. KX353932.1
221. KX353933.1
222. KX353934.1
223. KX353935.1
224. KX574325.1
225. NC_004364.1
226. Y07568.1
227. L38823.1
228. S78312.1
229. AF034995.1
230. FJ546090.1
PNRSV-F
PNRSV-P
PNRSV-R