biosensors

MDPI

*Communication*

# A Novel Minidumbbell DNA-Based Sensor for Silver Ion Detection

**Jiacheng Zhang [1,2,†], Yuan Liu [3,†], Zhenzhen Yan [1,2], Yue Wang [4,*] and Pei Guo [2,*]**

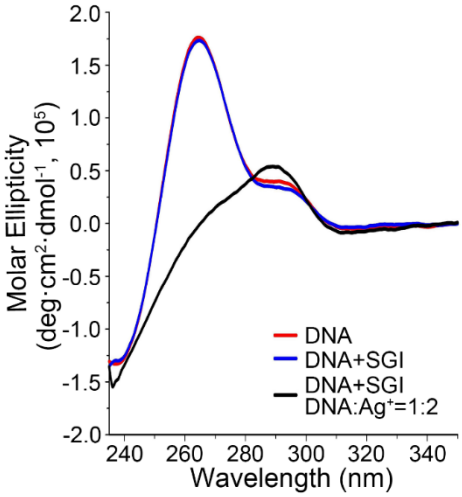


**Figure S1.** CD spectra of 15 μM *CCTG*$_2$ and *CAGG*$_2$ with 50 nM SGI in 10 mM NaPi at pH 6 before and after adding 30 μM $Ag^+$.

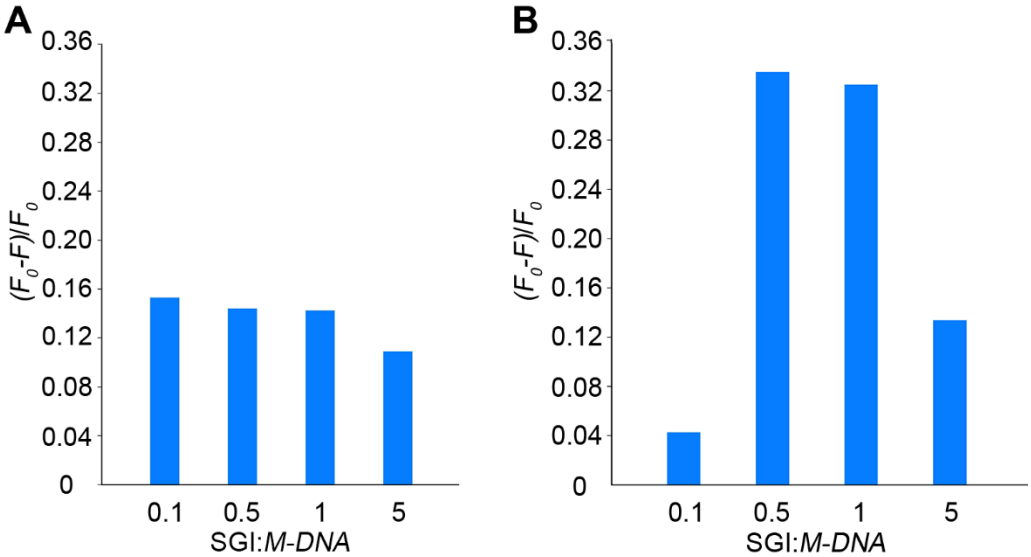


**Figure S2.** Fluorescence changes of (A) 200 nM *M-DNA* and (B) 50 nM *M-DNA* in 10 mM NaPi at pH 6 with different SGI:*M-DNA* ratios before and after adding $Ag^+$. $F_0$: initial fluorescence intensity at 520 nm in the absence of $Ag^+$, $F$: fluorescence intensity at 520 nm after adding 400 nM $AgNO_3$.

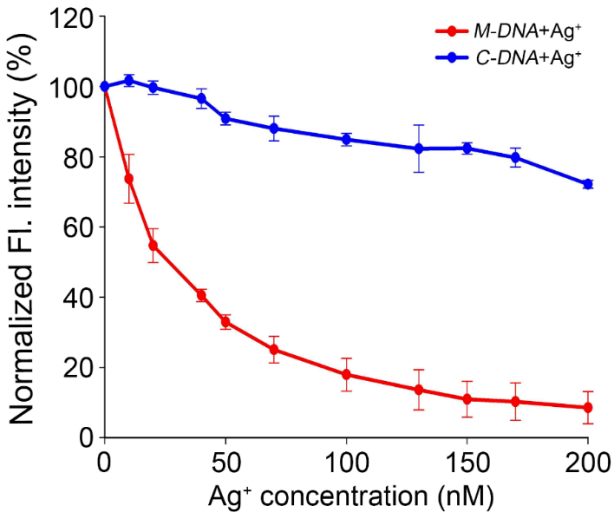


**Figure S3.** Normalized fluorescence intensity at 520 nm of the *M-DNA* (red) and *C-DNA* (blue) upon titrating various concentrations of $Ag^+$. Error bars were standard deviations obtained from three replicative experiments. Condition of sample for $Ag^+$ titration: 50 nM DNA and 50 nM SGI in 10 mM NaPi at pH 6.