

Figure S1. Percentage of participants who pressed the spacebar during the videos of Traffic environment 1. Black background = Car is approaching (3-s period). Gray background = Car is driving off (2-s period).

Comment: The video with the Wheels eHMI accidentally contained a 1-s offset in the behaviour of the car, which can explain the discrepant results in Approach 2. Approach 2 was therefore excluded for the Wheels eHMI analysis.



Traffic environment 1, Approach 1
(straight)



Traffic environment 1, Approach 2
(straight)

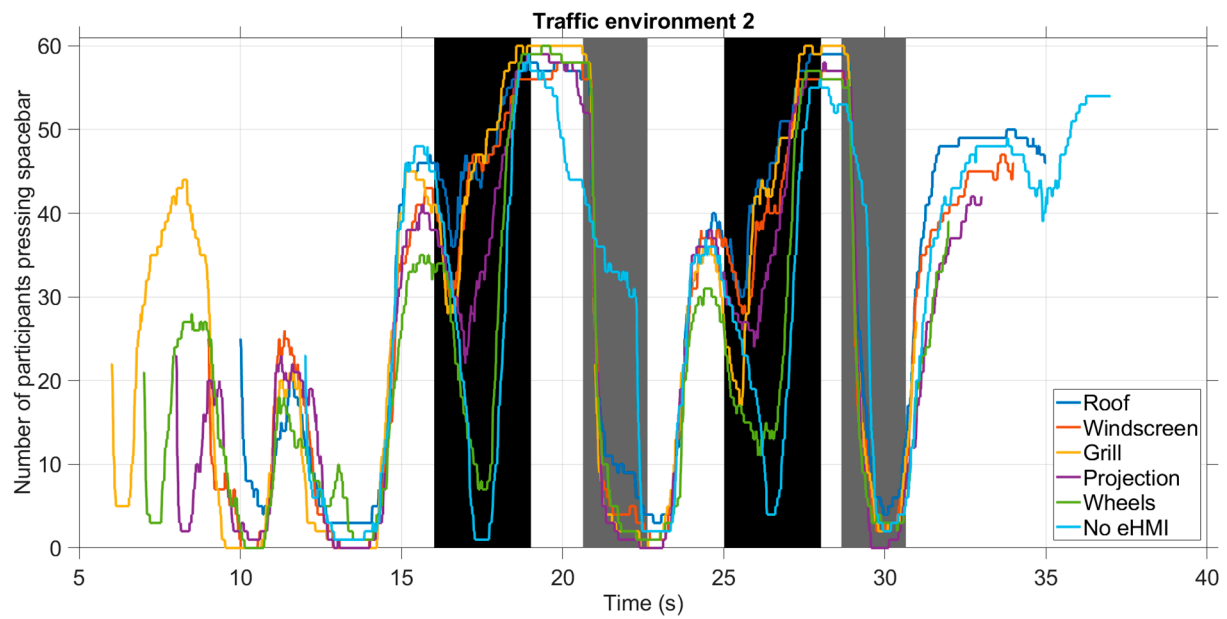


Figure S2. Percentage of participants who pressed the spacebar during the videos of Traffic environment 2. Black background = Car is approaching (3-s period). Gray background = Car is driving off (2-s period).



Traffic environment 2, Approach 1 (straight)



Traffic environment 2, Approach 2 (left turn)

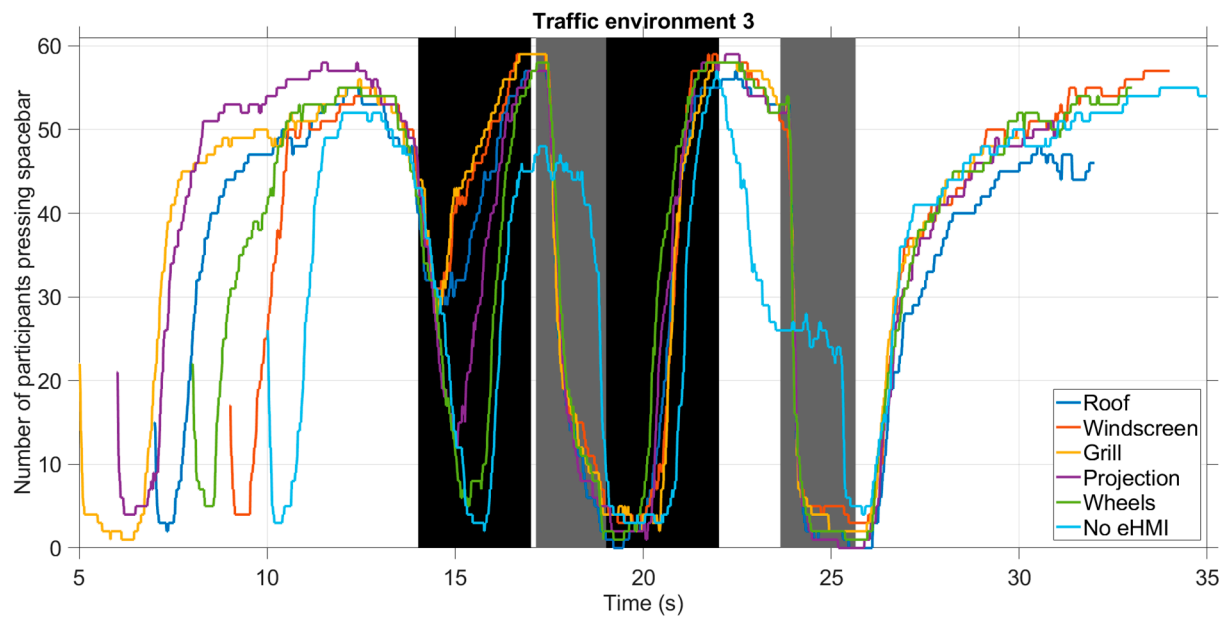


Figure S3. Percentage of participants who pressed the spacebar during the videos of Traffic environment 3. Black background = Car is approaching (3-s period). Gray background = Car is driving off (2-s period).



Traffic environment 3, Approach 1 (straight)



Traffic environment 3, Approach 2 (right turn)

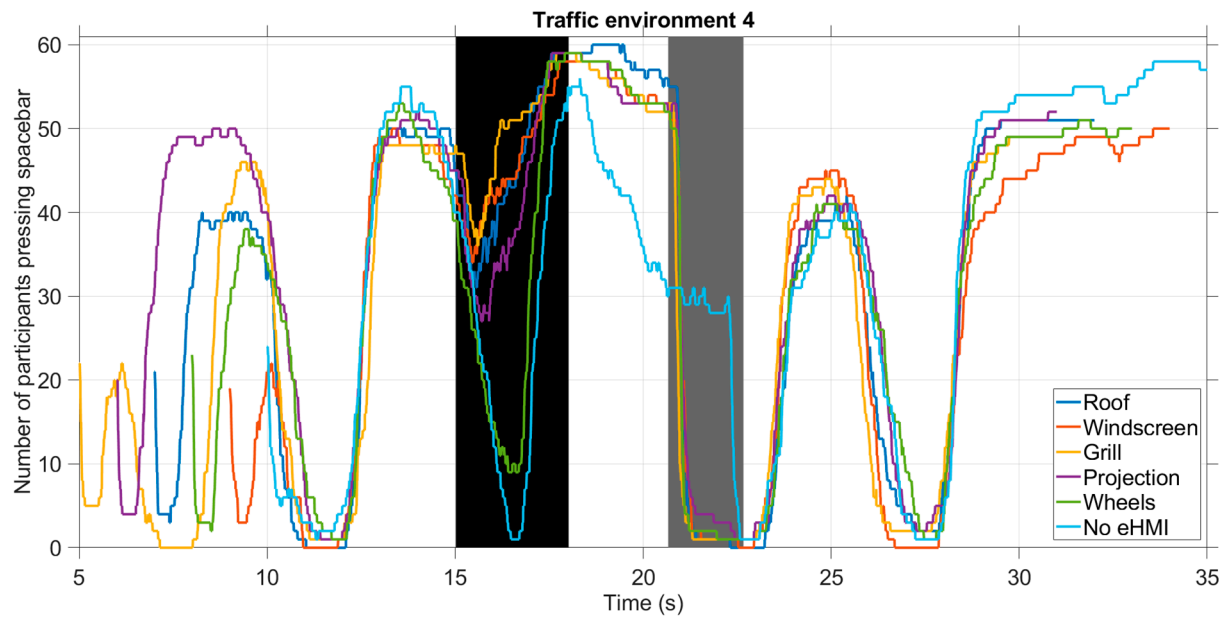


Figure S4. Percentage of participants who pressed the spacebar during the videos of Traffic environment 4. Black background = Car is approaching (3-s period). Gray background = Car is driving off (2-s period).



Traffic environment 4, Approach 1 (straight)

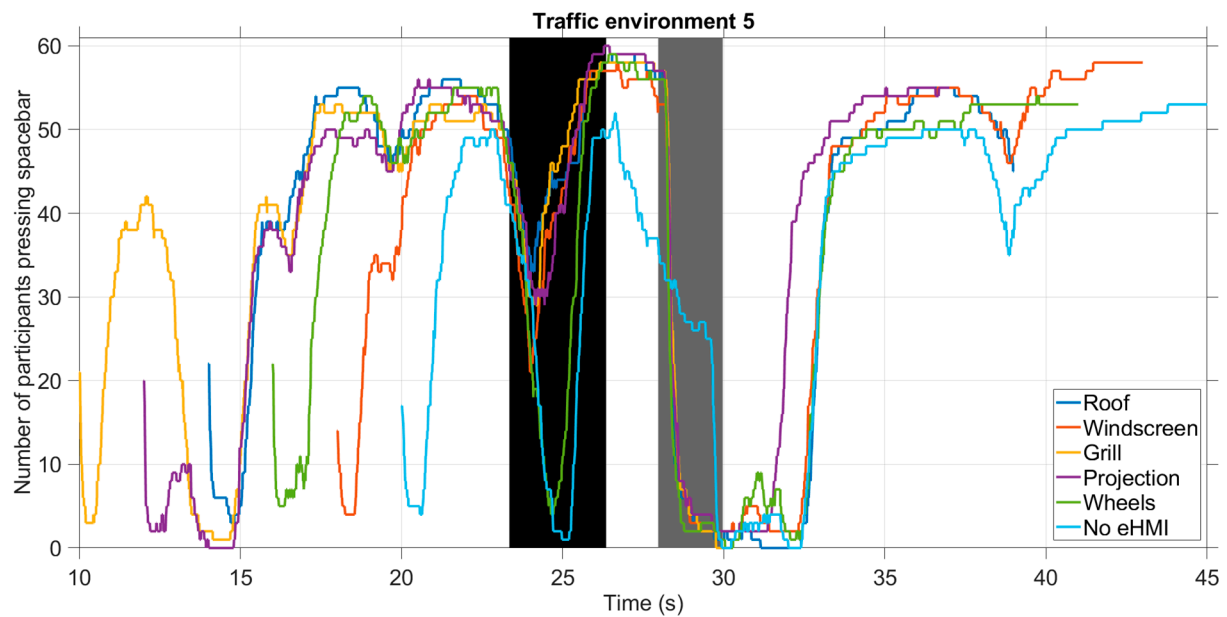


Figure S5. Percentage of participants who pressed the spacebar during the videos of Traffic environment 5. Black background = Car is approaching (3-s period). Gray background = Car is driving off (2-s period).

Comment:

The video with the Grill eHMI accidentally lasted 20 s instead of 25 s. The video ends after the period in which the car drove off, so this anomaly does not affect the results. For the Projection eHMI, the behavior of the cars after the car drove off differed from the other videos. This can explain the discrepant results at around 32 s in Figure S5. Again, this anomaly does not affect the results in the paper.



Traffic environment 5, Approach 1
(straight)

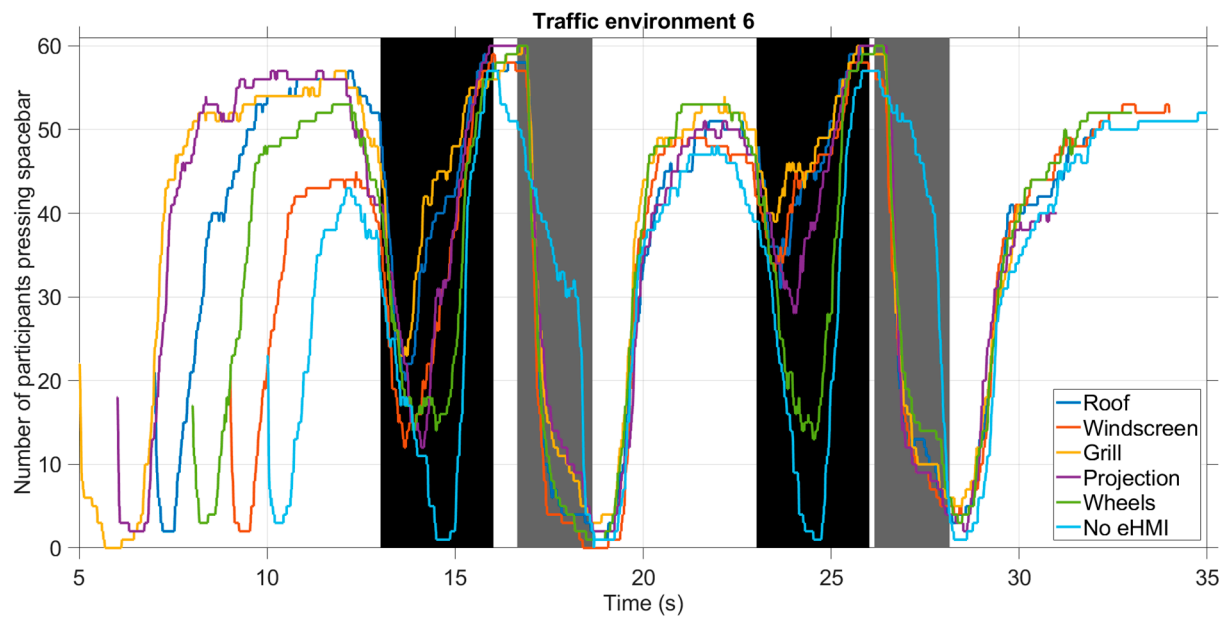


Figure S6. Percentage of participants who pressed the spacebar during the videos of Traffic environment 6. Black background = Car is approaching (3-s period). Gray background = Car is driving off (2-s period).

Comment: Approach 1 for No eHMI and Windscreen were excluded from the analysis because there was not enough time for participants to press the spacebar since the start of the video.



Traffic environment 6, Approach 1 (left turn)



Traffic environment 6, Approach 2 (straight)