

Article

Behavioral Pattern of Risso's Dolphin (*Grampus griseus*) in the Gulf of Taranto (Northern Ionian Sea, Central-Eastern Mediterranean Sea)

Giulia Cipriano ¹, Roberto Carlucci ^{1,*}, Stefano Bellomo ², Francesca Cornelia Santacesaria ², Carmelo Fanizza ², Pasquale Ricci ¹ and Rosalia Maglietta ³

¹ Department of Biology, University of Bari, 70125 Bari, Italy; giulia.cipriano@uniba.it (G.C.); pasquale.ricci@uniba.it (P.R.)

² Jonian Dolphin Conservation, 74121 Taranto, Italy; stefano@joniandolphin.it (S.B.); lia@joniandolphin.it (F.C.S.); carmelo@joniandolphin.it (C.F.)

³ Institute of Intelligent Industrial Systems and Technologies for Advanced Manufacturing, National Research Council, 70126 Bari, Italy; rosalia.maglietta@cnr.it

* Correspondence: roberto.carlucci@uniba.it

Abstract: Relatively scant information is available on the Risso's dolphin in comparison to the other species regularly present in the Mediterranean Sea. Recently, its conservation status has been updated to Endangered by the International Union for Conservation of Nature (IUCN) in this Sea. Therefore, the need to increase information on its biology and ecology is even more urgent. This study reports the first preliminary information on the behavioral traits of the species occurring in the Gulf of Taranto (Northern Ionian Sea). Data on predominant behavioral activity states and on a set of group composition variables (group formation, cruising speed, dive duration and interaction between individuals) were collected from April 2019 to September 2021, applying the focal-group protocol with instantaneous scan sampling. Group size, depth and group composition variables were compared between activity states. Results highlight that both the group size and the several variables considered varied significantly depending on activity state. The group size was significantly smaller during feeding than resting and traveling and a characterization in terms of group formation, cruise speed, dive duration and interaction between animals is provided for the different activity states. Moreover, a list of behavioral events which occurred, as well as their relative frequency of distribution among activity states, is reported. Finally, details on the sympatric occurrences between Risso's and striped dolphins, as well as the repetitive interaction observed between adult individuals and plastic bags floating on the sea surface, are reported and discussed.

Keywords: focal-group method; *Grampus griseus*; sympatric occurrence; plastic items interaction; marine litter

Citation: Cipriano, G.; Carlucci, R.; Bellomo, S.; Santacesaria, F.C.; Fanizza, C.; Ricci, P.; Maglietta, R. Behavioral Pattern of Risso's Dolphin (*Grampus griseus*) in the Gulf of Taranto (Northern Ionian Sea, Central-Eastern Mediterranean Sea). *J. Mar. Sci. Eng.* **2022**, *10*, 175. <https://doi.org/10.3390/jmse10020175>

Academic Editor: Douglas Wartzok

Received: 10 December 2021

Accepted: 26 January 2022

Published: 27 January 2022

Publisher's Note: MDPI stays neutral with regard to jurisdictional claims in published maps and institutional affiliations.



Copyright: © 2022 by the authors. Licensee MDPI, Basel, Switzerland. This article is an open access article distributed under the terms and conditions of the Creative Commons Attribution (CC BY) license (<https://creativecommons.org/licenses/by/4.0/>).

1. Introduction

The importance of incorporating behavioral ecology into conservation strategies has long been debated [1] and in the last two decades, several studies have highlighted that a better understanding of the behavioral ecology of highly social species is crucial to implementing effective conservation actions [2–5]. Considering that cetaceans are highly social animals [6,7] improving knowledge of their behavioral patterns and strategies is essential. These species, in fact, assume a key ecological role in aquatic ecosystems, ensuring stability in the trophic web and preserving biodiversity e.g., [8–12]. The need to increase knowledge of behavioral aspects is even more crucial for those species occurring in riverine, brackish, mangrove and estuarine habitats or in semi-enclosed basins or embayments that may result in more pronounced responses to anthropogenic pressures and impacts than those occurring in open oceans [13].

To date in the Mediterranean Sea, the largest and deepest semi-enclosed basin in the world [14], research studies on cetacean behavior have mainly been focused on the vocal behavior and on acoustic monitoring of behavioral responses, in the presence of an anthropogenic source of stress, of different species such as striped (*Stenella coeruleoalba*) and common bottlenose dolphin (*Tursiops truncatus*), sperm (*Physeter macrocephalus*) and fin whales (*Balaenoptera physalus*) i.e., [15–20]. Baseline information about ecological aspects of behavior (i.e., behavioral patterns, daily activity budget and their spatiotemporal variations) of regular cetacean species occurring in the basin is scarce and fragmented. Several studies on this topic mainly refer to striped dolphin [21–24], common bottlenose dolphin [25–29] and fin whale e.g., [30–32], whereas no or negligible information is available for Risso’s dolphin (*Grampus griseus*).

The Risso’s dolphin occurs worldwide, preferentially inhabiting temperate and tropical waters on the continental slope and outer shelf, especially in areas with steep bottom topography [33,34]. It has often been observed near submarine canyons, seamounts and oceanic trenches [35] probably due to the presence of mesopelagic cephalopod prey [36–41]. In the Mediterranean, the species is distributed throughout the basin from the Alborán Sea [42–44] to the Levantine Sea [45], if with different occurrences both in terms of abundance and distribution [46]. This is probably due to the ecological characteristics of the species and the different geomorphological and chemical-physical characteristics of the Mediterranean regions, and to a different sampling effort focused to monitor the species that is higher in the westernmost part of the basin than in the eastern one. Numerous studies on the species focus on its distribution, habitat use and abundance e.g., [46–49] and reference therein (Figure 1). Some works on genetic variability and association among photo-identified individuals have been carried out in the Ligurian Sea [46,50,51]. The daily activity budget of Risso’s dolphin has never been investigated in the basin. The little existing information on this aspect of the behavioral ecology referred to data collected in Monterey Bay [52,53], in the Southern California Bight [54–56] and in the Azores Islands [57–59]. Thus, it is essential to provide information and data on the behavioral pattern of the species, also in view of the recent revision of its conservation status by the IUCN from Data Deficient [60] to Endangered [61,62].

This study aims to provide the first data on the diurnal behavioral pattern of a local population of Risso’s dolphin occurring in the Gulf of Taranto, Northern Ionian Sea (Central-eastern Mediterranean Sea) and monitored since 2013 [63–72]. Moreover, evidence about the dolphin’s responses in the presence of plastic items floating on the sea surface and about inter-specific interaction with other dolphin species is also reported and discussed.

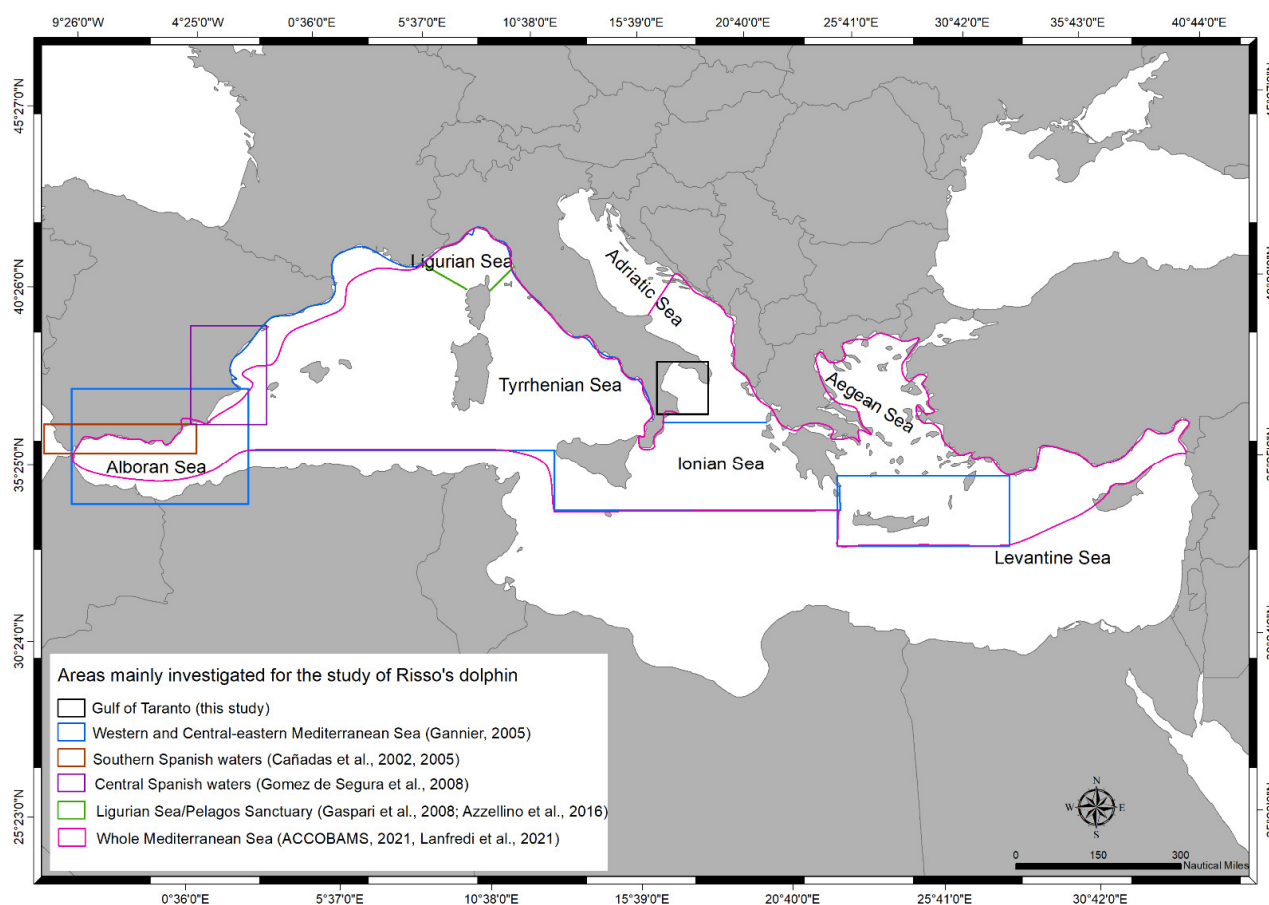


Figure 1. Map of areas monitored in the Mediterranean over time to study Risso's dolphin.

2. Materials and Methods

2.1. Study Area

The study area covers 960 km² in the northernmost portion of the Gulf of Taranto that extends for 14,000 km² from Santa Maria di Leuca to Punta Alice (Figure 2). It is characterized by a narrow continental shelf with a steep slope and several channels in the western sector, as well as by descending terraces toward the submarine canyon known as the “Taranto Valley” in the eastern one. The complex morphology of the area, together with the circulation of water masses, involving the occurrence of seasonal and decadal upwelling currents [73–76], plays a significant role in sustaining productivity and the abundant presence of benthopelagic cephalopods [77–80]. These characteristics make the entire Gulf a hot spot of cetacean biodiversity [81], in which *G. griseus* represents an important top predator able to play top-down control roles activating trophic cascades in the food web [82,83]. Additionally, several human pressures or threats affect the basin resulting in possible direct and indirect impacts on cetaceans [84,85].

2.2. Data Collection

Sighting data of Risso's dolphin were collected from April 2019 to September 2021 during standardized surveys carried out on board a 12 m catamaran. Trips were carried out only in favorable sea-weather conditions (Douglas scale ≤ 3 and Beaufort scale ≤ 4) applying an effort of approximately 5 h per day along 35 nautical miles, maintaining a cruising speed between 7 and 8 knots. The scientific team on board included three observers. The first was engaged in searching activity for targets around 180° while the others supported the activities of the former, searching in a sector from the track line to 90° on the starboard and port sides, respectively.

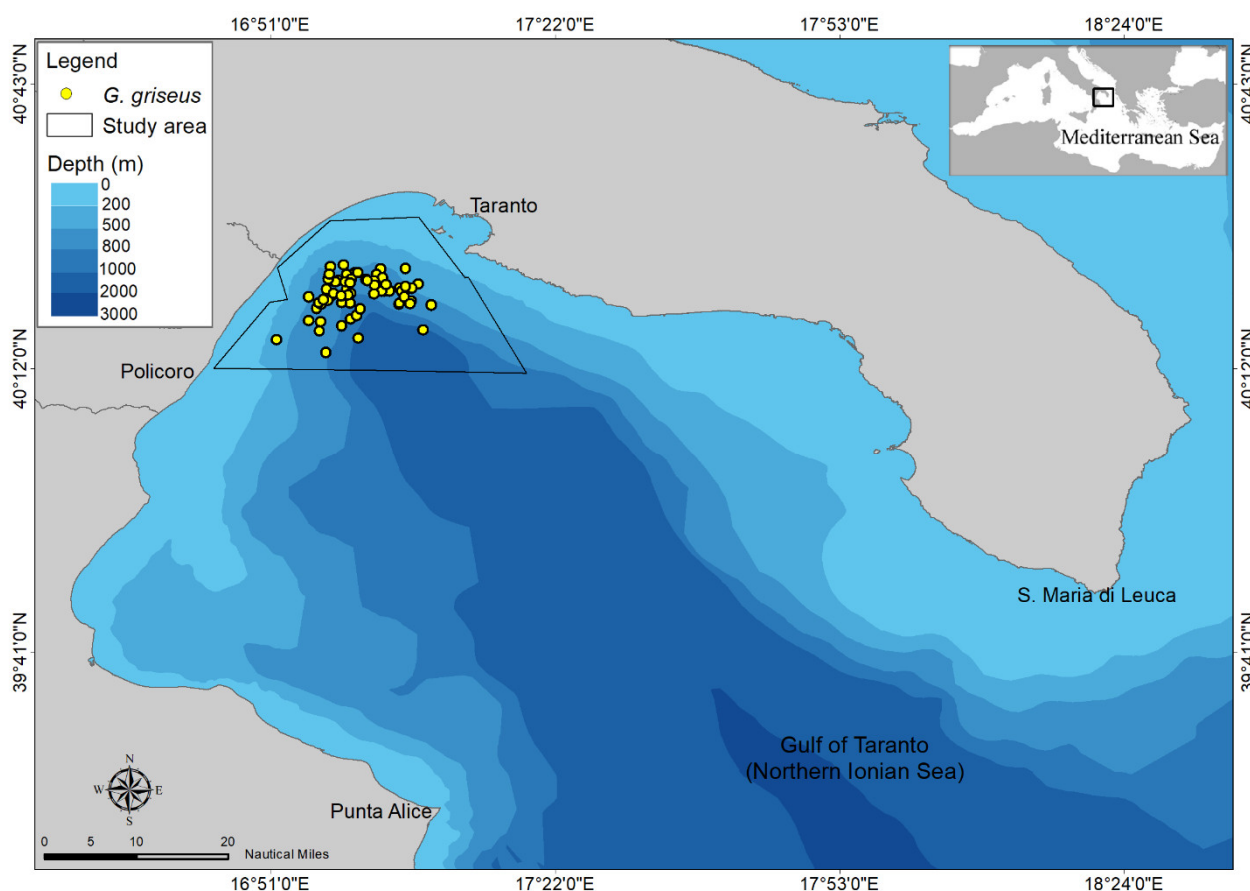


Figure 2. Map of the Gulf of Taranto (Northern Ionian Sea, Central-eastern Mediterranean Sea) with indication of sightings of Risso's dolphin and the study area investigated in 2019–2021.

Once a target was sighted, the dolphin group was followed switching to off-effort [86], maintaining a minimum distance of about 50 m from it to avoid alteration in its behavioral activity. When the dolphins approached more closely, the speed of the research vessel was reduced gradually until the engine was switched off. Sighting date, time of first contact, GPS position, group size and depth (m) were all recorded. Information about the age and sex of individuals observed was collected according to the protocol applied in Carlucci et al. [65] supported by photo-identification data collected using a Nikon D3300 (Nikon Corporation, Tokyo, Japan) digital camera equipped with a Nikon AF-P Nikkor 70–300 mm, f4.5–6.3G ED lens.

The collection of data concerning the activity states and behavior of groups of Risso's dolphin encountered was carried out applying the focal-group protocol with instantaneous scan sampling [87,88]. This protocol is preferred to the focal-individual protocol in the presence of cetacean species characterized by large groups in which it is difficult to observe and immediately recognize each single individual [87,89]. A focal group is defined as all dolphins within a radius of 100 m of each other, observed in apparent association, moving in the same direction, and engaged in similar behavioral activity [90–92].

The focal group was scanned every 3 min for a total session of at least 15 min. For each instantaneous scan, the predominant group activity state among those identified by Shane [92]: feeding, resting, socializing and traveling (Table 1) was recorded. Predominant activity state means the behavioral state in which more than 50% of the dolphins within the focal group were involved. Moreover, information on a set of variables characterizing the focal group (group composition variables) such as group formation (gf), cruising speed (sp), dive duration (dd) and interaction among individuals (ai) was collected

using a digital voice recorder (Table 1). These variables are those included in a standardized ethogram [87]. In addition, field notes on behavioral events observed (Table 2) as well as of dolphin's responses in the presence of plastic items floating on sea surface and other dolphin species are also reported.

Table 1. Description of activity states and of a set of variables, characterizing the focal group, recorded during sightings of Risso's dolphin carried out in the Gulf of Taranto.

Variables	Definition
Activity state	Description of observed behaviors [92]
Feeding (F)	Dolphin involved in chasing or capture of prey items close to the surface or showing erratic movements at the surface, multidirectional diving and rapid circle swimming.
Resting (R)	Dolphins observed in a tight group staying close to the surface, emerging at regular intervals and moving very slowly. Events of logging can be observed.
Socializing (S)	Physical interactions ranging from chasing to body contact, such as rubbing and touching or copulation between dolphins. Aerial behavior such as breaching frequently observed.
Traveling (T)	Dolphins moving steadily in a directional path, at normal to high speed.
Group formation (gf)	Description (this study)
Very tight formation (gf1)	Distance between individuals of approximately 0–2 m (less than one adult body length).
Tight formation (gf2)	Distance between individuals ranging from 2 to 15 m.
Loose formation (gf3)	Distance between individuals ranging from 15 to 50 m.
Spread formation (gf4)	Distance between individuals greater than 50 m and individuals weakly coordinated.
Cruising speed (sp)	Description (this study)
Low (sp1)	Individuals moving at a speed lower than 3 knots.
Normal (sp2)	Individuals moving at a speed ranging from 3 to 6 knots.
High (sp3)	Individuals moving at a speed higher than 6 knots.
Dive duration (dd)	Description (this study)
Regular surfacing intervals (dd1)	Dolphins surface quite regularly at 10–15 sec intervals.
Little time at surface (dd2)	Most of observation time spent underwater, mostly diving.
Mostly at surface (dd3)	Most of observation time spent on the surface, mostly floating.
Interaction among individuals (ai)	Description (this study)
Active inter-animal contact (ai1)	Two or more dolphins actively in contact with one another; splashes may obscure the details of their interaction.
Minimum contact (ai2)	Minimum and slight contact between individuals.
No contact (ai3)	No contact between individuals.

Table 2. Description of the behavioral events recorded during the sightings of Risso's dolphin occurring in the Gulf of Taranto.

Events (e)	Description
Tail slap (e1)	Flukes raised above the surface and ventral side slapped downward, usually making a loud, percussive sound [92].
Tail slap on back (e2)	Flukes raised above the surface and dorsal side slapped downward, usually making a loud, percussive sound [92].
Flipper slap (e3)	Pectoral flipper slapping the surface [92].
Small breach/leap (e4)	Body clears the water (not entire body) [92].
Full breach/leap (e5)	Body clears the water (entire body) [92].
Spyhopping (e6)	Brief vertical or near-vertical elevation of body and head-up exposure, followed by sinking return to water [93].

Fluking (e7)	Dolphin arches back and exposes flukes [92].
Chase (e8)	Single rapid forward movement on surface played by single individuals that produces a linear splash and directed towards another individual, not followed by any immersion (this study).
Torpedo (e9)	Single rapid forward movement on surface played by a single individual that produces a linear splash, followed by the immersion of the animal [33].
Logging (e10)	Floating at or just below the water surface moving slowly in one direction [58].

2.3. Data Analysis

All behavioral data collected were analyzed considering the entire session of at least 15 min as a sampling unit, identifying the activity state as the most recorded variable [88,94]. Sightings where predominant activity during the entire session could not be identified and/or detailed information on gf, sp, dd and ai could not be recorded, have been excluded from the analysis.

The frequency of occurrence of each activity state was calculated as the ratio between the number of observations of an activity state and the total number of observations which occurred during the study period. Possible differences in median values of depth and group size recorded during different activity states were tested by means of the non-parametric Kruskal–Wallis (KW) [95] and the Mann–Whitney tests using Matlab (Math-Works, Natick, MA, USA). Finally, a Mann–Whitney test was applied under the null hypothesis that group formation, cruising speed, dive duration and interaction among individuals were not significantly different between activity states.

3. Results

A total effort of 480 h was spent on board during 96 standardized daily surveys providing 98 sightings of Risso's dolphin along 3360 nautical miles covered. Sightings occurred in a depth range between 335 and 1000 m with a mean value of 642 ± 1130 m. The group size ranged between 2 and 42 Risso's dolphins with a mean value of 19 ± 9 individuals. Traveling was the most frequent activity state recorded during observations (57%, $n = 56$), followed by resting (27%, $n = 26$), socializing (9%, $n = 9$) and feeding (7%, $n = 7$). No significant differences were observed in median values of depth between the different activity states recorded (KW test = 0.66, p -value = 0.88, $df = 3$) whereas the group size varied significantly between activities (KW test = 16.33, p -value < 0.001, $df = 3$). In particular, the median value of group size recorded during feeding was significantly smaller than those recorded during resting (rank sum statistic = 41, p -value < 0.001) and traveling (ranksum statistic = 1.95×10^3 , p -value < 0.001).

3.1. Results of Single-Component Analysis

Detailed information about variables: group formation, cruising speed, dive duration and interaction among individuals were recorded in 85 out of 98 sightings, of which 7 were associated to feeding activity, 23 to resting, 5 to socializing and 50 to traveling.

The group formation recorded during feeding activity was significantly different than those observed during resting and traveling (Figure 3, Table 3). In detail, a more compact group formation (gf1 and gf2) was observed mainly during resting and traveling whereas a group formation more spread out (gf3 and gf4) was observed mainly during feeding. Similarly, a looser formation of groups (gf3) was observed more often during traveling than in resting.

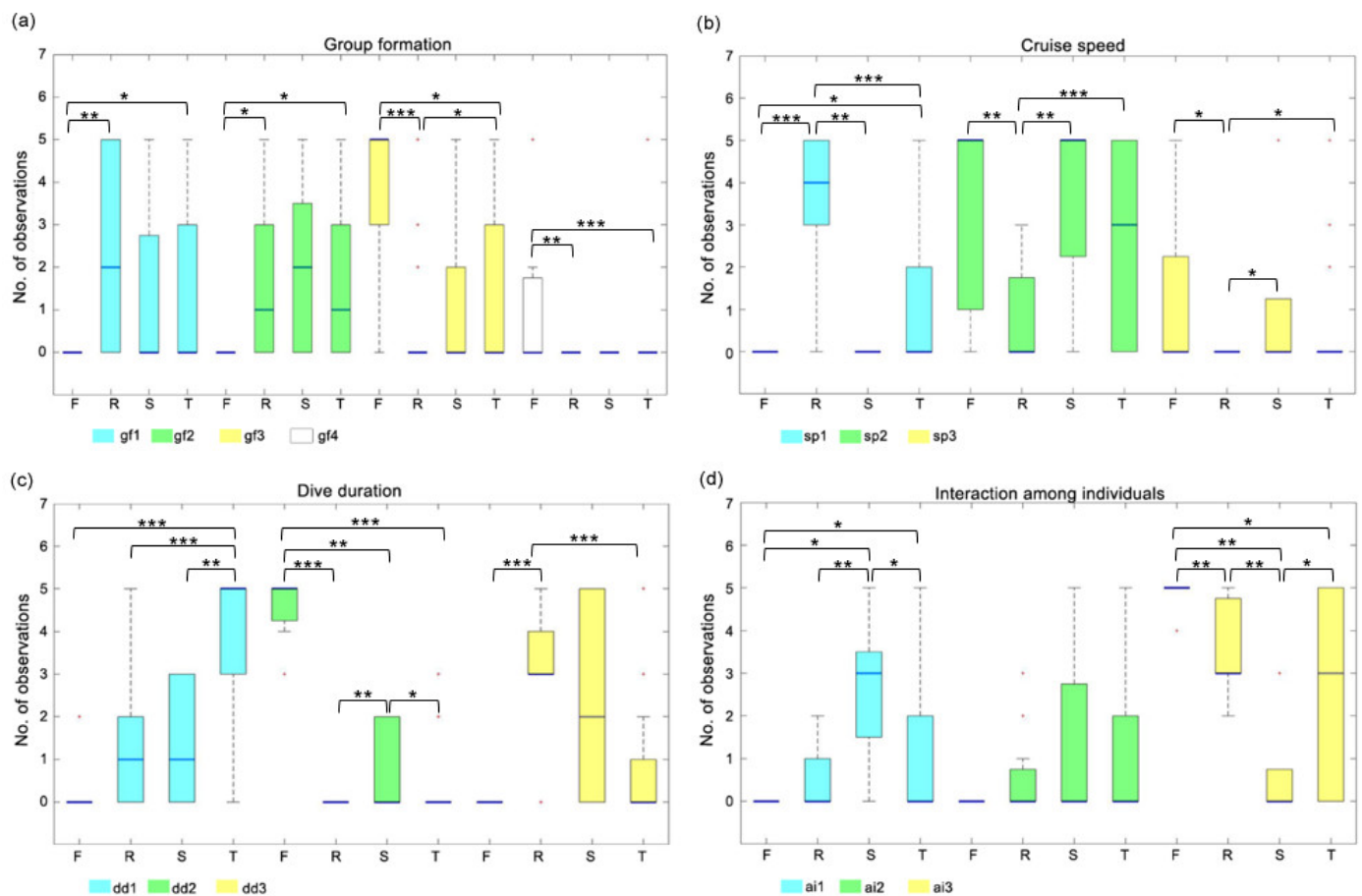


Figure 3. Box plot of the number of observations for each group composition variables: (a) group formation (gf), (b) cruise speed (sp), (c) dive duration (dd) and (d) interaction between animals (ai) considering each activity state. The blue bold line is the median value; box limits are quartiles; whiskers represent minimum and maximum values and small red points identify outliers. Significant differences found are reported and the significance level is indicated by asterisks: * p -value < 0.05; ** p -value < 0.01; *** p -value < 0.001.

Table 3. Results of Mann–Whitney test (U) performed under the null hypothesis that group formation (gf), cruising speed (sp), dive duration (dd) and interaction among individuals (ai) were not significantly different between activity states. p - and U-values were reported. Significant values were reported in bold and asterisks indicate the significance level: * p -value < 0.05; ** p -value < 0.01; *** p -value < 0.001.

FEEDING vs. SOCIALIZING					SOCIALIZING vs. RESTING			
	gf1	gf2	gf3	gf4	gf1	gf2	gf3	gf4
p-value	0.303	0.091	0.101	0.318	0.447	0.774	0.316	NaN
U-value	38.500	35.000	55.500	53.000	60.000	77.500	85.000	72.500
	sp1	sp2	sp3		sp1	sp2	sp3	
p-value	1.000	1.000	1.000		0.001 **	0.005 **	0.040 *	
U-value	45.500	45.000	46.500		20.000	114.000	84.000	
	dd1	dd2	dd3		dd1	dd2	dd3	
p-value	0.162	0.003 **	0.091		0.702	0.003 **	0.527	
U-value	37.000	63.000	35.000		79.000	95.500	62.000	
	ai1	ai2	ai3		ai1	ai2	ai3	
p-value	0.020 *	0.303	0.003 **		0.005 **	0.407	0.003 **	
U-value	31.500	38.500	63.000		114.000	84.000	23.500	
FEEDING vs. RESTING					SOCIALIZING vs. TRAVELING			
	gf1	gf2	gf3	gf4	gf1	gf2	gf3	gf4

<i>p</i> -value	0.009 **	0.021 *	0.000 ***	0.001 **	0.910	0.828	0.857	0.800
U-value	59.500	66.500	169.500	143.000	136.000	147.500	134.000	137.500
	sp1	sp2	sp3		sp1	sp2	sp3	
<i>p</i> -value	0.000 ***	0.006 **	0.011 *		0.062	0.350	0.900	
U-value	35.000	159.000	131.500		82.500	171.000	143.500	
	dd1	dd2	dd3		dd1	dd2	dd3	
<i>p</i> -value	0.094	0.000 ***	0.000 ***		0.003 **	0.016 *	0.070	
U-value	77.500	189.000	38.500		47.500	181.500	191.000	
	ai1	ai2	ai3		ai1	ai2	ai3	
<i>p</i> -value	0.111	0.150	0.005 **		0.049 *	0.641	0.028 *	
U-value	84.000	87.500	163.000		202.000	153.500	67.500	
FEEDING vs. TRAVELING				RESTING vs. TRAVELING				
	gf1	gf2	gf3	gf4	gf1	gf2	gf3	gf4
<i>p</i> -value	0.033 *	0.013 *	0.013 *	0.000 ***	0.133	0.820	0.041 *	0.517
U-value	126.000	108.500	297.500	273.500	969.000	832.500	705.500	839.000
	sp1	sp2	sp3		sp1	sp2	sp3	
<i>p</i> -value	0.028 *	0.347	0.505		0.000 ***	0.000 ***	0.023 *	
U-value	122.500	240.500	223.000		1186.000	527.500	736.000	
	dd1	dd2	dd3		dd1	dd2	dd3	
<i>p</i> -value	0.000 ***	0.000 ***	0.118		0.000 ***	0.240	0.000 ***	
U-value	49.000	377.500	154.000		420.500	816.500	1271.500	
	ai1	ai2	ai3		ai1	ai2	ai3	
<i>p</i> -value	0.033 *	0.102	0.012 *		0.079	0.457	0.351	
U-value	126.000	150.500	301.000		720.500	800.500	927.500	

Regarding the variable cruise speed (sp), the entire vector (sp1, sp2, sp3) recorded during resting was significantly different when compared to other activity states (Figure 3, Table 3). In particular, a lower cruise speed (sp1) was recorded mainly during resting than other activities characterized by a higher cruising speed (sp2, sp3).

Concerning the variable dive duration, traveling was characterized by the highest number of observations in which dolphins surfaced quite regularly (dd1) compared to all other activities. Feeding is characterized by a dive duration (dd2) higher than those recorded during other activity states. The median value of observations in which dolphins spent most of their time at the surface, mostly floating (dd3) was significantly higher during resting than those recorded during traveling and feeding activities.

Concerning the interaction among individuals (ai), the number of observations in which dolphins showed active inter-animal contact (ai1) was significantly higher during socializing than those recorded during other activity states and was higher during traveling than feeding activity (Figure 3, Table 3). Consistently, during socializing the median value of observations in which no contact between individuals (ai3) was recorded was significantly lower than those recorded in all other activities. Differently, feeding activity showed the highest median value of observation in ai3 compared to other activities (Figure 3, Table 3).

3.2. Behavioral Events and Occurrences

The most frequent behavioral event observed during sightings was fluking ($n = 35$) followed by small breaching ($n = 25$), logging ($n = 20$), torpedo ($n = 17$), full breaching ($n = 13$), tail slap ($n = 12$), flipper slap ($n = 10$), spyhopping ($n = 6$) and tail slap on back ($n = 5$) (Figure 4). Fluking and small breaching were observed during all activity states, despite the first being observed mainly during feeding while the second was seen mainly during socializing activity together with full breaching and chase events. Events such as tail slap, flipper slap and chase were recorded during all activities except for feeding, while torpedo and logging occurred especially during feeding and resting activities, respectively.

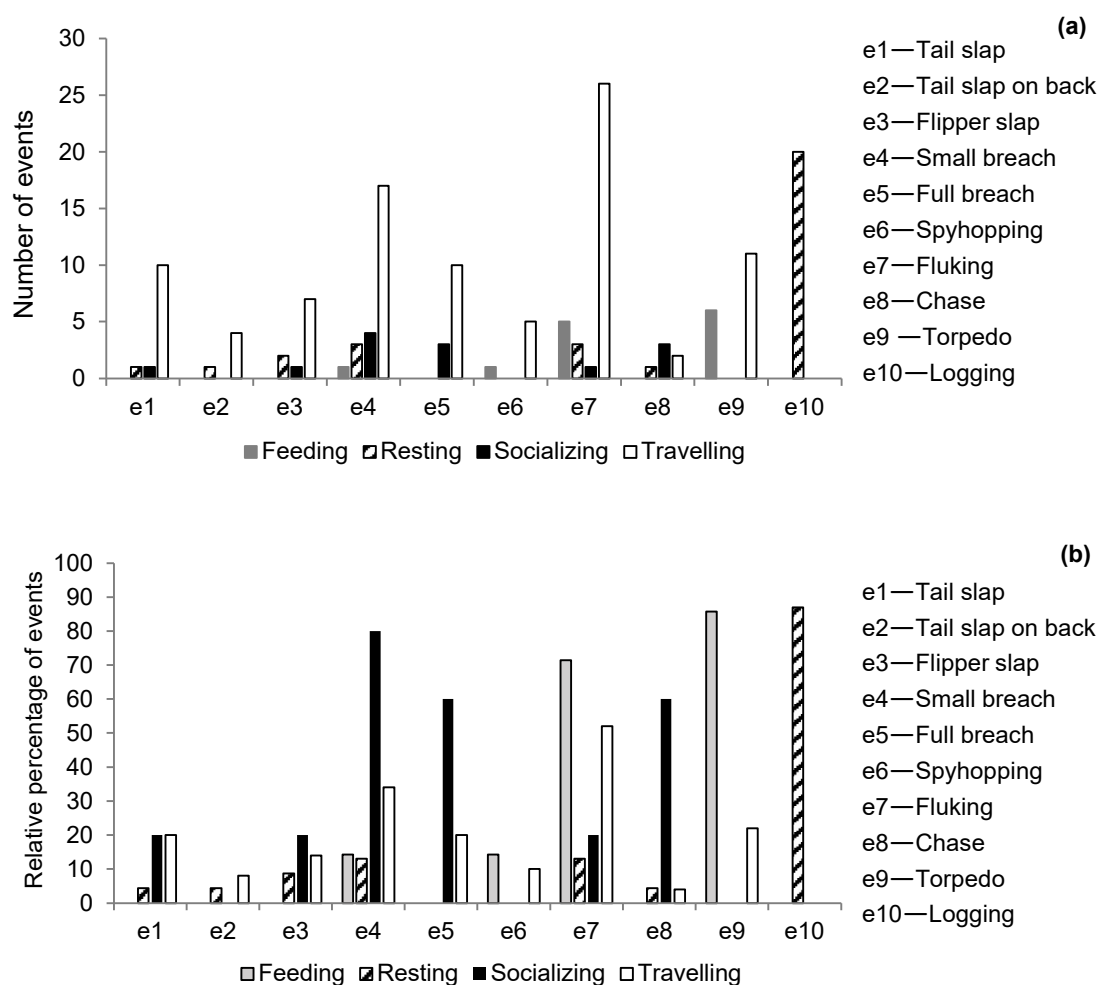


Figure 4. (a) Type and number of behavioral events recorded during 98 sightings of Risso's dolphin occurred in the Gulf of Taranto from 2019 to 2021; (b) relative percentage of behavioral events for each activity state recorded.

There was remarkable occurrence of the repetitive interaction of adult individuals with plastic debris, mainly bags floating on the sea surface, in which Risso's dolphins were observed carrying plastic debris on their dorsal and pectoral fins and flukes. In some cases, more than one individual was observed interacting with the same debris during a single sighting. This type of event was observed eight times in 2019 and four times in 2021 and in detail, twice during socializing events, three times during resting and seven times during traveling. On three occasions, the plastic bag was collected and it clearly showed signs of bites (Figure 5).

In addition, the sympatric observation of Risso's and the striped dolphin (*Stenella coeruleoalba*) occurred in 14 sightings, of which 6 were in 2019, 4 in 2020 and 4 in 2021. In particular, in two sightings which occurred in 2019 a mixed-species association was observed. In the first sighting, 8 adult Risso's dolphins, engaged in socializing activity with clear mating attempts made by males, were observed at distances of between 50 and 500 m from 50 striped dolphins also engaged in socializing. After that, a smaller group of striped dolphins (8 to 10) moved at a distance of a few meters (from 2 to 20 m) from Risso's dolphins for 5 to 10 min engaged in social events, such as porpoising and small leaps. No change in Risso's dolphin behavior was recorded and no physical interaction between the species was observed at the surface. Similarly in the second sighting, 50 striped dolphins engaged in socializing activity moved in the direction of a group of 20 Risso's dolphins engaged in traveling activity, remaining at a distance of 15–20 m from them for 30 to 40

min. After that, the striped dolphins moved away from the Risso's dolphins. In this case, no physical interaction between the species was observed at the surface. The other sightings in which a co-occurrence of the species was reported differ from each other by the inter-species distance between groups that in 2019 ranged from 50 to 500 m, in 2020 from 10 to 300 m and in 2021 from 30 to 200 m. No physical interaction between the two species was observed at the surface in any of the sightings.




Figure 5. A 58 cm long plastic bag collected during a sighting in July 2019, with clear signs of bites (a); a large plastic bag photographed on the flukes of an individual during a sighting in September 2019 (b).

4. Discussion

Understanding the spatial-temporal variability in the distribution of key species such as cetaceans is essential to assure their long-term survival, protection and conservation from emerging threats. To do this, it is crucial understand how a species uses its habitat. This study aims to provide baseline information on how Risso's dolphin exploits the Gulf of Taranto, already identified as a suitable habitat for this and other cetacean species [22,65,96–101].

Notwithstanding the small sample size of this study, the results confirm that both the group size and the depth range of sightings of Risso's dolphin observed in the Gulf of Taranto are consistent with observations carried out in other areas of the Central-eastern [43,48,102,103] and the Western Mediterranean Sea [42,43,46,47,104–107], as well as in Atlantic waters off the UK [108] and the Azores Islands [57,58,109,110], and in the Pacific waters of the Southern California Bight [55].

This study confirmed that traveling was the most frequent activity state recorded during daily sightings, as also observed in California [54,55] and the Azores Islands [57,58]. This evidence seems to confirm the hypothesis that the high occurrence of traveling and resting activities during daylight correspond to the transit from a prevalent nocturnal feeding activity [54–56]. In effect, this phenomenon in the Mediterranean Sea seems to be supported by evidence reported in studies carried out in the Ligurian Sea [111] and in deep pelagic waters of the Ionian Sea [112]. However, a wider collection of behavioral data relating to this species, corroborated by acoustic recordings, as well as the need to extend the sampling period during afternoon and evening hours seems to be necessary to fully understand the daily behavioral budget of this species and to verify whether the tendency towards nocturnal feeding is also confirmed in the study area.

Currently, the results indicate that Risso's dolphin does not have a bathymetric preference for carrying out the different activity states in the study area, the opposite of that which has been reported for the striped dolphin in the same area, where the species changes its depth and percentage occurrence of activity states during the day [22]. In any case, any other comment would not be appropriate at this point in time given the short time series of the data collected. Conversely, it is highlighted that the size of the groups

engaged in feeding is lower than those involved in resting and traveling. Differences between activity states also arise from the comparison of the group composition variables considered. The results suggest that the feeding activity is characterized mostly by a loose formation of individuals, whereas resting and traveling are mostly characterized by a tight group formation. This result is consistent with those observed for long-finned pilot whales *Globicephala melas* in Norway, which show a surface behavior during feeding in which the group splits into smaller ones with more loosely arranged individual spacing [113,114]. The occurrence of smaller groups during feeding does not exclude that there is co-operation and co-ordination between individuals during this activity state, as suggested for Risso's dolphins studied in the Azores [110,115,116] and for long-finned pilot whales in Norway [114]. The cruising speed recorded during resting activity showed significant differences from those observed in other activities. Resting activity is characterized by a cruise speed of individuals lower than 3 knots, differently from other activities characterized by a more sustained speed (from 3 and 6 knots) that can also exceed 6 knots during feeding. This result is consistent with those observed for common bottlenose dolphin in the Northern Adriatic Sea [27] and for the long-finned pilot whales in waters off Santa Catalina Island, California [54]. In both areas the two species showed slow progress during activities related to resting and higher speed during feeding and traveling activities. Significant differences also emerged from testing different dive durations categories. When Risso's dolphins are engaged in feeding, individuals spend most of their time underwater compared to other activities, showing torpedo events that, according to observations carried out in the Azores, are typical movements displayed during feeding by solitary individuals before going down at a 90° angle [33]. Differently, resting is characterized by individuals that spend most of their time under observation at the surface, mostly floating and showing the typical event of logging as reported for Risso's dolphin observed in the Azores [58]. Lastly, traveling is characterized by individuals that surface quite regularly at 10–15 sec intervals. Differences in dive duration during feeding and other activities has also been observed in the common bottlenose dolphins studied in the Northern Adriatic Sea by Bearzi et al. [27] confirming results obtained in this study. Finally, significant differences in the interaction among individuals during socializing have been highlighted compared to other activities, as expected given its behavioral definition [92]. In fact, socializing is characterized by active inter-animal contact between individuals with the occurrence of events of small, full breaching and chase.

The recording of co-occurrences and mixed-species groups of Risso's and striped dolphin in the Gulf of Taranto is not surprising, although this has never been previously reported, because the occurrence of interspecific associations between two or more species is not rare [117]. However, the sympatric ecology of such dolphin associations has not been studied in detail [117] and neither has the occurrence of mixed-species associations [118,119]. The latter are usually defined as temporary associations between individuals of different species involved in similar activities for periods ranging from several minutes to hours, days or even years, that are formed to avoid predators, to gain foraging and/or some social or reproductive advantage. Risso's dolphin is one of the three most commonly reported cetacean species in mixed-species associations in the literature and, after the common bottlenose and the common dolphin, is the species with the highest diversity of partner species [120]. Currently, in the Mediterranean Sea the only case of sympatric occurrence of the Risso's dolphin with other species has been reported by [121] in the Gulf of Corinth where two Risso's dolphins form a mixed-species group with striped and short-backed common dolphins (*Delphinus delphis*). Often the two Risso's dolphins were observed actively chasing and herding short-backed common dolphins. Other associations of the Risso's dolphin with other odontocetes have also been observed in other areas such as the Southern California Bight [122] and Azores [118]. In the Gulf of Taranto, this type of occurrence could be explained by the sharing of feeding grounds where these odontocetes find their preferred prey such as bathyal benthopelagic squids [78]. This hypothesis is supported by the high trophic niche overlap between Risso's and striped dolphins,

as estimated by trophic web modeling implemented in the area and focused on the assessment of odontocetes trophic roles [78]. Several species of squid are consumed by both dolphin species, increasing their potential encounters, even if the diet of striped dolphin is more diversified compared to that of Risso's dolphin, because it also exploits great abundances of mesopelagic, demersal fishes and occasionally benthopelagic shrimp [40,41,123]. Although in this area the mixed-species association could be driven by trophic reasons, other reasons such as social benefits, as suggested by [121], could influence these processes. Thus, further investigation is required.

Another noteworthy event recorded repeatedly in the study area is the occurrence of interactions of adult individuals of Risso's dolphin with plastic bags floating on the sea surface. Despite no direct ingestion of plastic bags having been observed, the clear signs of bites on the items suggest their possible ingestion as already reported for this [47,124] and other species [125]. Data on the ingestion of marine litter by cetaceans shows an increase in the number of cases reported over the last five decades. In addition, plastic items represent the main fraction of litter composition [126]. This study supports the evidence that plastic debris is one of the main threats affecting cetacean species [127] as well as the biodiversity of the entire Mediterranean basin in general [128,129]. Although the reason for the interaction between Risso's dolphins and other cetacean species and plastic debris remains unclear, it may be related to the investigation of inappropriate prey items due to debilitation or starvation [47,130] or as play, as observed for free-ranging rough-toothed dolphin (*Steno bredanensis*) and estuarine dolphin (*Sotalia fluviatilis*), as well as for common bottlenose dolphin in captivity [131]. Although the magnitude of the effect of this problem on dolphin and whale species is not yet known, the implementation of concrete action to mitigate impacts of harmful anthropogenic threats (i.e., plastic debris release at sea) is urgent.

More studies on the behavioral pattern of cetaceans aiming to understand how they exploit habitats and interact with resources at their disposal, as well as with xenobiotics, are needed to identify any impacts or threats to the health of individuals and/or of populations, and consequently allow the implementation of mitigating actions and conservation programs of target species and their suitable habitats [132].

Author Contributions: Conceptualization, R.C., C.F., and G.C.; methodology, R.C., C.F., and G.C.; formal analysis, R.M., P.R.; investigation, S.B., F.C.S., and C.F.; data curation, S.B., C.F., and F.C.S.; validation, G.C., P.R., and R.M.; writing—original draft preparation, G.C., S.B., R.C., and R.M.; writing—review and editing, G.C., R.C., S.B., F.C.S., C.F., P.R., and R.M. All authors have read and agreed to the published version of the manuscript.

Funding: This research received no external funding.

Institutional Review Board Statement: Not applicable.

Informed Consent Statement: Not applicable.

Conflicts of Interest: The authors declare that they have no conflicts of interest.

References

1. Brakes, P.; Dall, S.R. Marine mammal behavior: A review of conservation implications. *Front. Mar. Sci.* **2016**, *3*, 87. <https://doi.org/10.3389/fmars.2016.00087>.
2. Thode, A.; Mathias, D.; Straley, J.; O'Connell, V.; Behnken, L.; Falvey, D.; Wild, L.; Calambokidis, J.; Schorr, G.; Andrews, R.; et al. Cues, creaks, and decoys: Using passive acoustic monitoring as a tool for studying sperm whale depredation. *ICES J. Mar. Sci.* **2015**, *72*, 1621–1636.
3. Tixier, P.; Gasco, N.; Duhamel, G.; Guinet, C. Habituation to an acoustic harassment device (AHD) by killer whales depredating demersal longlines. *ICES J. Mar. Sci.* **2015**, *72*, 1673–1681.
4. Wade, P.R.; Reeves, R.R.; Mesnick, S.L. Social and behavioural factors in cetacean responses to overexploitation: Are odontocetes less “resilient” than mysticetes? *J. Mar. Biol.* **2012**, 567276, 1–15.
5. Whitehead, H. Conserving and managing animals that learn socially and share cultures. *Learn. Behav.* **2010**, *38*, 329–336.
6. Mann, J.; Connor, R.C.; Tyack, P.L.; Whitehead, H. *Cetacean Societies: Field Studies of Dolphins and Whales*; The University of Chicago Press: Chicago, IL, USA, 2000.

7. Gowans, S.; Würsig, B.; Karczmarski, L. The social structure and strategies of Delphinids: Predictions based on an ecological framework. *Adv. Mar. Biol.* **2007**, *53*, 195–294. [https://doi.org/10.1016/S0065-2881\(07\)53003-8](https://doi.org/10.1016/S0065-2881(07)53003-8).
8. Bowen, W.D. Role of marine mammals in aquatic ecosystems. *Mar. Ecol. Prog. Ser.* **1997**, *158*, 267–274.
9. Katona, S.; Whitehead, H. Are cetacean ecologically important? *Oceanogr. Mar. Biol.* **1988**, *26*, 553–568.
10. Kiszka, J.J.; Heithaus, M.R.; Wirsing, A.J. Behavioural drivers of the ecological roles and importance of marine mammals. *Mar. Ecol. Prog. Ser.* **2015**, *523*, 267–281. <https://doi.org/10.3354/meps11180>.
11. Pace, D.S.; Tizzi, R.; Mussi, B. Cetaceans value and conservation in the Mediterranean Sea. *J. Biodivers. Endanger. Species* **2015**, *S1*, 004. <https://doi.org/10.4172/2332-2543.S1-004>.
12. Sergio, F.; Caro, T.; Brown, D.; Clucas, B.; Hunter, J.; Ketchum, J.; McHugh, K.; Hiraldo, F. Top predators as conservation tools: Ecological rationale, assumptions, and efficacy. *Annu. Rev. Ecol. Evol. Syst.* **2008**, *39*, 1–19.
13. Hawkins, E.R.; Harcourt, R.; Bejder, L.; Brooks, L.O.; Grech, A.; Christiansen, F.; Marsh, H.; Harrison, P.L. Best practice framework and principles for monitoring the effect of coastal development on marine mammals. *Front. Mar. Sci.* **2017**, *4*, 59. <https://doi.org/10.3389/fmars.2017.00059>.
14. Coll, M.; Piroddi, C.; Albouy, C.; Lasram, F.B.R.; Cheung, W.W.L.; Christensen, V.; Karpouzi, V.S.; Guilhaumon, F.; Mouillot, D.; Paleczny, M.; et al. The Mediterranean Sea under siege: Spatial overlap between marine biodiversity: Cumulative threats and marine reserves. *Glob. Ecol. Biogeogr.* **2012**, *21*, 465–480.
15. Blasi, M.F.; Caserta, V.; Bruno, C.; Salzeri, P.; Di Paola, A.I.; Lucchetti, A. Behaviour and vocalizations of two sperm whales (*Physeter macrocephalus*) entangled in illegal driftnets in the Mediterranean Sea. *PLoS ONE* **2021**, *16*, e0250888.
16. Fanizza, C.; Maglietta, R.; Buscaino, G.; Carlucci, R.; Ceraulo, M.; Cipriano, G.; Grammauta, R.; Renò, V.; Santacesaria, F.C.; Sion, L.; et al. Emission rate of acoustic signals for the common bottlenose and striped dolphins in the Gulf of Taranto (Northern Ionian Sea, Central-eastern Mediterranean Sea). In Proceedings of the 2018 IEEE International Workshop on Metrology for the Sea, Learning to Measure Sea Health Parameters (MetroSea), Bari, Italy, 8–10 October 2018; pp. 188–192. <https://doi.org/10.1109/MetroSea.2018.8657855>.
17. La Manna, G.; Rako-Gòspic, N.; Manghi, M.; Ceccherelli, G. Influence of environmental, social and behavioural variables on the whistling of the common bottlenose dolphin (*Tursiops truncatus*). *Behav. Ecol. Sociobiol.* **2019**, *73*, 1–15.
18. López, B.D. Whistle characteristics in free-ranging bottlenose dolphins (*Tursiops truncatus*) in the Mediterranean Sea: Influence of behaviour. *Mamm. Biol.* **2011**, *76*, 180–189.
19. Papale, E.; Fanizza, C.; Buscaino, G.; Ceraulo, M.; Cipriano, G.; Crugliano, R.; Grammauta, R.; Gregorietti, M.; Renò, V.; Ricci, P.; et al. The social role of vocal complexity in striped dolphins. *Front. Mar. Sci.* **2020**, *7*, 584301. <https://doi.org/10.3389/fmars.2020.584301>.
20. Pintore, L.; Sciacca, V.; Viola, S.; Giacomina, C.; Papale, E.; Giorli, G. Fin whale (*Balaenoptera physalus*) in the Ligurian Sea: Preliminary study on acoustics demonstrates their regular occurrence in autumn. *J. Mar. Sci. Eng.* **2021**, *9*, 966. <https://doi.org/10.3390/jmse9090966>.
21. Carlucci, R.; Ricci, P.; Miccoli Sartori, S.; Cipriano, G.; Cosentino, A.; Lionetti, A.; Fanizza, C. Changes in behaviour and group size of *Stenella coeruleoalba* in the Gulf of Taranto (Northern Ionian Sea, Central Mediterranean Sea). *Biol. Mar. Mediterr.* **2015**, *22*, 266–270.
22. Carlucci, R.; Ricci, P.; Cipriano, G.; Fanizza, C. Abundance, activity and critical habitat of the striped dolphin *Stenella coeruleoalba* in the Gulf of Taranto (Northern Ionian Sea, Central Mediterranean Sea). *Aquat. Conserv. Mar. Freshw. Ecosyst.* **2018**, *28*, 324–336. <https://doi.org/10.1002/aqc.2867>.
23. Gannier, A. Diel variations of the striped dolphin distribution off the French Riviera (Northwestern Mediterranean Sea). *Aquat. Mamm.* **1999**, *25*, 123–134.
24. Gannier, A.; Laran, S. Summer activity patterns of the striped dolphin in the Northwestern Mediterranean Sea. *Eur. Res. Cetaceans* **1999**, *13*, 312–316.
25. Affinito, F.; Olaya Meza, C.; Akkaya Bas, A.; Brill, D.; Whittaker, G.; Capel, L. On the behaviour of an under-studied population of bottlenose dolphins in the Southern Adriatic Sea. *J. Mar. Biol. Assoc. United Kingdom* **2019**, *99*, 1017–1023. <https://doi.org/10.1017/S0025315418000772>.
26. Bearzi, G.; Notarbartolo Di Sciara, G.; Politi, E. Social ecology of bottlenose dolphins in the Kvarnerić (northern Adriatic Sea). *Mar. Mamm. Sci.* **1997**, *13*, 650–668.
27. Bearzi, G.; Politi, E.; Notarbartolo Di Sciara, G. Diurnal behavior of free-ranging bottlenose dolphins in the Kvarnerić (northern Adriatic Sea). *Mar. Mamm. Sci.* **1999**, *15*, 1065–1097.
28. Genov, T.; Kotnjek, P.; Lesjak, J.; Hace, A.; Fortuna, C.M. Bottlenose dolphins (*Tursiops truncatus*) in Slovenian and adjacent waters (northern Adriatic Sea). *Ann. Ser. Hist. Nat.* **2008**, *18*, 227–244.
29. Genov, T.; Centrih, T.; Kotnjek, P.; Hace, A. Behavioural and temporal partitioning of dolphin social groups in the northern Adriatic Sea. *Mar. Biol.* **2019**, *166*(11), 1–14. <https://doi.org/10.1007/s00227-018-3450-8>.
30. Canese, S.; Cardinali, A.; Fortuna, C.M.; Giusti, M.; Lauriano, G.; Salvati, E.; Greco, S. The first identified winter ground of fin whales (*Balaenoptera physalus*) in the Mediterranean Sea. *J. Mar. Biol. Assoc. United Kingdom* **2006**, *86*, 1–5.
31. Laforluna, C.L.; Jahoda, M.; Azzellino, A.; Saibene, F.; Colombini, A. Locomotor behaviours and respiratory pattern of the Mediterranean fin whale (*Balaenoptera physalus*). *Eur. J. Appl. Physiol.* **2003**, *90*, 387–395. <https://doi.org/10.1007/s00421-003-0887-2>.

32. Notarbartolo Di Sciara, G.; Zanardelli, M.; Jahoda, M.; Panigada, S.; Airoidi, S. The fin whale *Balaenoptera physalus* (L. 1758) in the Mediterranean Sea. *Mamm. Rev.* **2003**, *33*, 105–150.
33. Hartman, K.L. Risso's dolphin, *Grampus griseus*. In *Encyclopedia of Marine Mammals*, 3rd ed.; Würsig, B., Kovacs, K., Thewissen, J.G.M., Eds.; Academic Press: Cambridge, MD, USA, 2018, pp. 824–827.
34. Jefferson, T.A.; Weir, C.R.; Anderson, R.C.; Ballance, L.T.; Kenney, R.D.; Kiszka, J.J. Global distribution of Risso's dolphin *Grampus griseus*: A review and critical evaluation. *Mammal. Rev.* **2014**, *44*, 56–68.
35. Chicote, C.A.; Gazo, M.; Cañadas, A.; Pauner, O.; Sáiz, L.; Pastor, C.; Nuez, I. *Grampus Project: Study and Monitoring of the Pilot Whale Population Associated with Submarine Canyons on the Catalan Coast*; Technical report; Fundacion Biodiversidad: Madrid, Spain, 2015.
36. Blanco, C.; Raduán, M.Á.; Raga, J.A. Diet of Risso's dolphin (*Grampus griseus*) in the western Mediterranean Sea. *Sci. Mar.* **2006**, *70*, 407–411.
37. Clarke, M.R.; Pascoe, P.L. The stomach contents of a Risso's dolphin *Grampus griseus* stranded at Thurlestone, South Devon. *J. Mar. Biol. Assoc. United Kingd.* **1985**, *65*, 663–665.
38. Cockcroft, V.G.; Haschick, S.L.; Klages, N.W. The diet of Risso's dolphin, *Grampus griseus* (Cuvier, 1812), from the east coast of South Africa. *Z. Säugetierkunde* **1993**, *58*, 286–293.
39. Luna, A.; Sánchez, P.; Chicote, C.; Gazo, M. Cephalopods in the diet of Risso's dolphin (*Grampus griseus*) from the Mediterranean Sea: A review. *Mar. Mamm. Sci.* **2021**. <https://doi.org/10.1111/mms.12869>.
40. Milani, C.B.; Vella, A.; Vidoris, P.; Christidis, A.; Koutrakis, E.; Frantzis, A.; Miliou, A.; Kallianiotis, A. Cetacean stranding and diet analyses in the North Aegean Sea (Greece). *J. Mar. Biol. Assoc. United Kingd.* **2017**, *98*, 1–18.
41. Pauly, D.; Christensen, V.; Dalsgaard, J.; Froese, R.; Torres, F. Fishing down marine food webs. *Science* **1998**, *279*, 860–863.
42. Cañadas, A.; Sagarminaga, R.; Garcia-Tiscar, S. Cetacean distribution related with depth and slope in the Mediterranean waters off southern Spain. *Deep Sea Res. Part. I Oceanogr. Res. Pap.* **2002**, *49*, 2053–2073.3.
43. Gannier, A. Summer distribution and relative abundance of delphinids in the Mediterranean Sea. *Rev. Ecol. Terre Vie* **2005**, *60*, 223–238.
44. García-Polo, M.; Giménez, J.; Mons, J.; Castillo, J.; De Stephanis, R.; Santos, M.; Fernández-Maldonado, C. Stomach contents of cetaceans in the Alborán Sea and Gulf of Cádiz. *Front. Mar. Sci. Conference Abstract: IMMR | International Meeting on Marine Research* 2014, <https://doi.org/10.3389/conf.fmars.2014.02.00043>.
45. Kerem, D.; Hadar, N.; Goffman, O.; Scheinin, A.; Kent, R.; Boisseau, O.; Schattner, U. Update on the cetacean fauna of the Mediterranean Levantine Basin. *Open, J. Mar. Sci.* **2012**, *6*, 6–27.
46. Azzellino, A.; Airoidi, S.; Gaspari, S.; Lanfredi, C.; Moulins, A.; Podestà, M.; Rosso, M.; Tepsich, P. Risso's dolphin, *Grampus griseus*, in the western Ligurian Sea: Trends in population size and habitat use. *Adv. Mar. Biol.* **2016**, *75*, 205–232.
47. Bearzi, G.; Reeves, R.R.; Remonato, E.; Pierantonio, N.; Airoidi, S. Risso's dolphin *Grampus griseus* in the Mediterranean Sea. *Mamm. Biol.* **2011**, *76*, 385–400.
48. Lanfredi, C.; Remonato, E.; Airoidi, S. *Preliminary Report of the Mediterranean Grampus Project 2.0: Improving knowledge and Conservation of the Mediterranean Population of Risso's Dolphins through Effective Partnerships*; European Cetacean Society La Spezia, Italy, 2018.
49. ACCOBAMS, 2021. Progress report regarding Risso's dolphin conservation management plan (CMP) in ACCOBAMS area. In *Proceedings of the Fourteenth Meeting of the Scientific Committee Monaco*, Monaco, 22–26 November 2021.
50. Gaspari, S. Social and population structure of striped and Risso's dolphins in the Mediterranean Sea. Ph.D. Thesis, Durham University, Durham, UK, 2004.
51. Gaspari, S.; Azzellino, A.; Airoidi, S.; Hoelzel, A.R. Social kin associations and genetic structuring of striped dolphin populations (*Stenella coeruleoalba*) in the Mediterranean Sea. *Mol. Ecol.* **2007**, *16*, 2922–2933.
52. Kruse, S.L. Aspects of the biology, ecology, and behavior of Risso's dolphins (*Grampus griseus*) off the California coast. Ph.D. Thesis, University of California, Santa Cruz, CA, USA, 1989.
53. Kruse, S.; Caldwell, D.K.; Caldwell, M.C. Risso's dolphin *Grampus griseus* (G. Cuvier, 1812). In *Handbook of Marine Mammals*; Ridgway, S., Ed.; Academic Press: New York, NY, USA, 1999; Volume 6, pp. 183–212.
54. Shane, S.H. Behavior patterns of pilot whales and Risso's dolphins off Santa Catalina Island, California. *Aquat. Mamm.* **1995**, *21*, 195–198.
55. Smultea, M.A.; Lomac-MacNair, K.; Nations, C.S.; McDonald, T.; Würsig, B. Behavior of Risso's dolphins (*Grampus griseus*) in the Southern California Bight: An Aerial Perspective. *Aquat. Mamm.* **2018**, *44*, 653–667. <https://doi.org/10.1578/AM.44.6.2018.653>.
56. Soldevilla, M.S.; Wiggins, S.M.; Hildebrand, J.A. Spatial and temporal patterns of Risso's dolphin echolocation in the Southern California Bight. *J. Acoust. Soc. Am.* **2010**, *127*, 124–132.
57. Pereira, J.N.D. Field notes on Risso's dolphin (*Grampus griseus*) distribution, social ecology, behaviour, and occurrence in the Azores. *Aquat. Mamm.* **2008**, *34*, 426.
58. Visser, F.; Hartman, K.L.; Rood, E.J.; Hendriks, A.J.; Zult, D.B.; Wolff, W.J.; Huisman, J.; Pierce, G.J. Risso's dolphins alter daily resting pattern in response to whale watching at the Azores. *Mar. Mamm. Sci.* **2011**, *27*, 366–381.
59. Visser, F.; Keller, O.A.; Oudejans, M.G.; Nowacek, D.P.; Kok, A.C.M.; Huisman, J.; Sterck, E.H.M. Risso's dolphins perform spin dives to target deep-dwelling prey. *R. Soc. Open Sci.* **2021**, *8*, 202320. <https://doi.org/10.1098/rsos.202320>.
60. Gaspari, S.; Natoli, A. *Grampus griseus* (Mediterranean subpopulation). In IUCN 2012. The IUCN Red List of Threatened Species. 2012. Version 2012 3.1. Available online: www.iucnredlist.org (accessed on 1 December 2021).

61. ACCOBAMS. *Conserving Whales, Dolphins and Porpoises in the Mediterranean Sea, Black Sea and Adjacent Areas: An ACCOBAMS Status Report*; Notarbartolo di Sciarra, G., Tonay, A.M., Eds.; ACCOBAMS: Monaco, Monaco, 2021; pp. 50–52.
62. Lanfredi, C.; Arcangeli, A.; David, L.; Holčer, D.; Rosso, M.; Natoli, A. Risso's dolphin, *Grampus griseus*, Mediterranean subpopulation. In *the IUCN Red List of Threatened Species*; 2021, in press.
63. Bellomo, S.; Cipriano, G.; Santacesaria, F.C.; Fanizza, C.; Crugliano, R.; Pollazzon, V.; Ricci, P.; Maglietta, R.; Carlucci, R. Impact of cetacean watching vessels on Risso's dolphins behaviour in the Gulf of Taranto: Preliminary information to regulate dolphin watching. In Proceedings of the 2021 International Workshop on Metrology for the Sea, Learning to Measure Sea Health Parameters (MetroSea), Reggio Calabria, Italy, 4–6 October 2021; pp. 111–115. <https://doi.org/10.1109/MetroSea52177.2021.9611556>.
64. Carlucci, R.; Akkaya Bas, A.; Maglietta, R.; Renò, V.; Fanizza, C.; Rizzo, A.; Crugliano, R.; Cipriano, G. Site fidelity, residency pattern and habitat use of the Risso's dolphin *Grampus griseus* in the Gulf of Taranto (Northern Ionian Sea, Central-eastern Mediterranean Sea) by photo-identification. In Proceedings of the 2018 IEEE International Workshop on Metrology for the Sea, Learning to Measure Sea Health Parameters (MetroSea), Bari, Italy, 8–10 October 2018; pp. 173–177.
65. Carlucci, R.; Baş, A.A.; Liebig, P.; Renò, V.; Santacesaria, F.C.; Bellomo, S.; Fanizza, C.; Maglietta, R.; Cipriano, G. Residency patterns and site fidelity of *Grampus griseus* (Cuvier, 1812) in the Gulf of Taranto (Northern Ionian Sea, Central-Eastern Mediterranean Sea). *Mammal. Res.* **2020**, *65*, 445–455.
66. Crugliano, R.; Maglietta, R.; Bellomo, S.; Carlucci, R.; Cipriano, G.; Fanizza, C.; Pollazzon, V.; Santacesaria, F.C.; Ricci, P. Reliability of Unmanned Aerial Vehicles for the groups size estimation of *Grampus griseus* (Cuvier, 1812) in the Gulf of Taranto (Northern Ionian Sea, Central-eastern Mediterranean Sea). In Proceedings of the 2021 International Workshop on Metrology for the Sea, Learning to Measure Sea Health Parameters (MetroSea), Reggio Calabria, Italy, 4–6 October 2021; pp. 58–62. <https://doi.org/10.1109/MetroSea52177.2021.9611613>.
67. Maglietta, R.; Renò, V.; Cipriano, G.; Fanizza, C.; Milella, A.; Stella, E.; Carlucci, R. DolFin: An innovative digital platform for studying Risso's dolphins in the Northern Ionian Sea (North-eastern Central Mediterranean). *Sci. Rep.* **2018**, *8*, 1–11.
68. Maglietta, R.; Bruno, A.; Renò, V.; Dimauro, G.; Stella, E.; Fanizza, C.; Bellomo, S.; Cipriano, G.; Tursi, A.; Carlucci, R. The promise of machine learning in the Risso's dolphin *Grampus griseus* photo-identification. In Proceedings of the 2018 IEEE International Workshop on Metrology for the Sea, Learning to Measure Sea Health Parameters (MetroSea), Bari, Italy, 8–10 October 2018; pp. 183–187.
69. Maglietta, R.; Renò, V.; Caccioppoli, R.; Seller, E.; Bellomo, S.; Santacesaria, F.C.; Colella, R.; Cipriano, G.; Stella, E.; Hartman, K.; et al. Convolutional Neural Networks for Risso's dolphins identification. *IEEE Access* **2020**, *8*, 80195–80206.
70. Renò, V.; Dimauro, G.; Labate, G.; Stella, E.; Fanizza, C.; Capezzuto, F.; Cipriano, G.; Carlucci, R.; Maglietta, R. Exploiting species distinctive visual cues towards the automated photo-identification of the Risso's dolphin *Grampus griseus*. In Proceedings of the 2018 IEEE International Workshop on Metrology for the Sea, Learning to Measure Sea Health Parameters (MetroSea), Bari, Italy, 8–10 October 2018; pp. 125–128.
71. Renò, V.; Dimauro, G.; Labate, G.; Stella, E.; Fanizza, C.; Cipriano, G.; Carlucci, R.; Maglietta, R. A SIFT-based software system for the photo-identification of the Risso's dolphin. *Ecol. Inform.* **2019**, *50*, 95–101.
72. Renò, V.; Losapio, G.; Forenza, F.; Politi, T.; Stella, E.; Fanizza, C.; Hartman, K.; Carlucci, R.; Dimauro, G.; Maglietta, R. Combined color semantics and deep learning for the automatic detection of dolphin dorsal fins. *Electronics* **2020**, *9*, 758.
73. Carlucci, R.; Battista, D.; Capezzuto, F.; Serena, F.; Sion, L. Occurrence of the basking shark *Cetorhinus maximus* (Gunnerus, 1765) in the Central-Eastern Mediterranean Sea. *Ital. J. Zool.* **2014**, *81*, 280–286.
74. Civitarese, G.; Gačić, M.; Lipizer, M.; Eusebi Borzelli, G.L. On the impact of the bimodal oscillating system (BiOS) on the biogeochemistry and biology of the Adriatic and Ionian seas (eastern Mediterranean). *Biogeosciences* **2010**, *7*, 3987–3997. <https://doi.org/10.5194/bg-7-3987-2010>.
75. Matarrese, R.; Chiaradia, M.T.; Tijani, K.; Morea, A.; Carlucci, R. Chlorophyll a multi-temporal analysis in coastal waters with MODIS data. *Ital. J. Remote Sens.* **2011**, *43*, 39–48.
76. Pinardi, N.; Lyubartsev, V.; Cardellicchio, N.; Caporale, C.; Ciliberti, S.; Coppini, G.; Stefania, C.; Giovanni, C.; De Pascalis, F.; Zaggia, L. Marine rapid environmental assessment in the Gulf of Taranto: A multiscale approach. *Nat. Hazards Earth Syst. Sci.* **2016**, *16*, 2623–2639. <https://doi.org/10.5194/nhess-16-2623-2016>.
77. Capezzuto, F.; Carlucci, R.; Maiorano, P.; Sion, L.; Battista, D.; Giove, A.; D'Onghia, G. The bathyal benthopelagic fauna in the Northwestern Ionian Sea: Structure, patterns and interactions. *Chem. Ecol.* **2010**, *26*, 199–217.
78. Carlucci, R.; Bandelj, V.; Ricci, P.; Capezzuto, F.; Sion, L.; Maiorano, P.; Libralato, S. Exploring spatio-temporal changes in the demersal and benthopelagic assemblages of the Northwestern Ionian Sea (Central Mediterranean Sea). *Mar. Ecol. Prog. Ser.* **2018**, *598*, 1–19.
79. Maiorano, P.; Sion, L.; Carlucci, R.; Capezzuto, F.; Giove, A.; Costantino, G.; Tursi, A. The demersal faunal assemblage of the NW Ionian Sea (Central Mediterranean): Current knowledge and perspectives. *Chem. Ecol.* **2010**, *26*, 219–240.
80. Ricci, P.; Libralato, S.; Capezzuto, F.; D'Onghia, G.; Maiorano, P.; Sion, L.; Carlucci, R. Ecosystem functioning of two marine food webs in the North-Western Ionian Sea (Central Mediterranean Sea). *Ecol. Evol.* **2019**, *9*, 10198–10212.
81. Carlucci, R.; Maglietta, R.; Buscaino, G.; Cipriano, G.; Milella, A.; Pollazzon, V.; Fanizza, C. Review on research studies and monitoring system applied to cetaceans in the Gulf of Taranto (Northern Ionian Sea, Central-Eastern Mediterranean Sea). In Proceedings of the 14th IEEE International Conference on Advanced Video and Signal Based Surveillance (AVSS), Lecce, Italy, 29 August–01 September 2017; pp.1–6.

82. Carlucci, R.; Capezzuto, F.; Cipriano, G.; D'Onghia, G.; Fanizza, C.; Libralato, S.; Ricci, P. Assessment of cetacean-fishery interactions in the marine food web of the Gulf of Taranto (northern Ionian Sea, central Mediterranean Sea). *Rev. Fish. Biol. Fish.* **2021**, *31*, 135–156. <https://doi.org/10.1007/s11160-020-09623-x>.
83. Ricci, P.; Ingrosso, M.; Cipriano, G.; Fanizza, C.; Maglietta, R.; Renò, V.; Tursi, A.; Carlucci, R. Top-down cascading effects driven by the odontocetes in the Gulf of Taranto (Northern Ionian Sea, Central Mediterranean Sea). In Proceedings of the IMEKO Metrology for the Sea, Genova, Italy, 5–7 October 2020; pp. 75–80.
84. Carlucci, R.; Manea, E.; Ricci, P.; Cipriano, G.; Fanizza, C.; Maglietta, R.; Gissi, E. Managing multiple pressures for cetaceans' conservation with an Ecosystem-Based Marine Spatial Planning approach. *J. Environ. Manag.* **2021**, *287*, 112240. <https://doi.org/10.1016/j.jenvman.2021.112240>.
85. Ricci, P.; Manea, E.; Cipriano, G.; Cascione, D.; D'Onghia, G.; Ingrosso, M.; Fanizza, C.; Maiorano, P.; Tursi, A.; Carlucci, R. Addressing Cetacean–Fishery Interactions to Inform a Deep-Sea Ecosystem-Based Management in the Gulf of Taranto (Northern Ionian Sea, Central Mediterranean Sea). *J. Mar. Sci. Eng.* **2021**, *9*, 872. <https://doi.org/10.3390/jmse9080872>.
86. Buckland, S.T.; Anderson, D.R.; Burnham, K.P.; Laake, J.L.; Borchers, D.L.; Thomas, L. *Advanced Distance Sampling*; Oxford University Press: London, UK, 2004.
87. Mann, J. Behavioral sampling methods for cetaceans: A review and critique. *Mar. Mamm. Sci.* **1999**, *15*, 102–122.
88. Neumann, D.R. Activity budget of free-ranging common dolphins (*Delphinus delphis*) in the northwestern Bay of Plenty, New Zealand. *Aquat. Mamm.* **2001**, *27*, 121–136.
89. Altmann, J. Observational study of behavior: Sampling methods. *Behaviour* **1974**, *49*, 227–267.
90. Irvine, A.B.; Scott, M.D.; Wells, R.S.; Kaufmann, J.H. Movements and activities of the Atlantic bottlenose dolphin, *Tursiops truncatus*, near Sarasota, Florida. *Fish. Bull.* **1981**, *79*, 671–688.
91. Möller, L.M.; Allen, S.J.; Harcourt, R.G. Group characteristics, site fidelity and seasonal abundance of bottlenose dolphins *Tursiops aduncus* in Jarvis bay and Port Stephens, south-eastern Australia. *Aust. Mammal.* **2002**, *24*, 11–22.
92. Shane, S.H. Behaviour and ecology of the bottlenose dolphins at Sanibel Island, Florida. In *The Bottlenose Dolphin*; Leatherwood, S., Reeves, R.R., Eds.; Academic Press: San Diego, CA, USA, 1990; pp. 245–265.
93. Weaver, A.C. An Ethogram of Naturally Occurring Behavior of Bottlenose Dolphins, *Tursiops truncatus*, in SOUTHERN California Waters. Master's thesis, San Diego State University, San Diego, CA, USA, 1987.
94. Meissner, A.M.; Christiansen, F.; Martinez, E.; Pawley, M.D.M.; Orams, M.B.; Stockin, K.A. Behavioural effects of tourism on oceanic common dolphins, *Delphinus* sp., in New Zealand: The effects of Markov analysis variations and current tour operator compliance with regulations. *PLoS ONE* **2015**, *10*, e0116962.
95. Sokal, R.R.; Rohlf, F.J. *Biometry: The Principles and Practice of Statistics in Biological Research*; W.H. Freeman and Company: New York, NY, USA, 1995.
96. Azzolin, M.; Arcangeli, A.; Cipriano, G.; Crosti, R.; Maglietta, R.; Pietroluongo, G.; Carlucci, R. Spatial distribution modelling of striped dolphin (*Stenella coeruleoalba*) at different geographical scales within the EU Adriatic and Ionian Sea region, Central-Eastern Mediterranean Sea. *Aquat. Conserv. Mar. Freshw. Ecosyst.* **2020**, *30*, 1194–1207.
97. Bellomo, S.; Santacesaria, F.C.; Fanizza, C.; Cipriano, G.; Renò, V.; Carlucci, R.; Maglietta, R. Photo-identification of *Physeter macrocephalus* in the Gulf of Taranto (Northern Ionian Sea, Central-eastern Mediterranean Sea). In Proceedings of the IMEKO Metrology for the Sea, Genova, Italy, 3–5 October 2019; pp. 33–37.
98. Carlucci, R.; Fanizza, C.; Cipriano, G.; Paoli, C.; Russo, T.; Vassallo, P. Modeling the spatial distribution of the striped dolphin (*Stenella coeruleoalba*) and common bottlenose dolphin (*Tursiops truncatus*) in the Gulf of Taranto (Northern Ionian Sea, Central-Eastern Mediterranean Sea). *Ecol. Indic.* **2016**, *69*, 707–721.
99. Carlucci, R.; Cipriano, G.; Paoli, C.; Ricci, P.; Fanizza, C.; Capezzuto, F.; Vassallo, P. Random Forest population modelling of striped and common-bottlenose dolphins in the Gulf of Taranto (Northern Ionian Sea, Central-Eastern Mediterranean Sea). *Estuar. Coast. Shelf Sci.* **2018**, *204*, 177–192.
100. Renò, V.; Dibari, P.; Fanizza, C.; Crugliano, R.; Dimauro, G.; Carlucci, R.; Coppini, G.; Lecci, R.; Maglietta, R.; Causio, S. Multimodal data fusion and analysis for cetaceans' presence and abundance estimation in the Gulf of Taranto. In Proceedings of the 2021 International Workshop on Metrology for the Sea; Learning to Measure Sea Health Parameters (MetroSea), Reggio Calabria, Italy, 4–6 October 2021; pp. 43–46. <https://doi.org/10.1109/MetroSea52177.2021.9611601>.
101. Santacesaria, F.C.; Bellomo, S.; Fanizza, C.; Maglietta, R.; Renò, V.; Cipriano, G.; Carlucci, R. Long term residency of *Tursiops truncatus* in the Gulf of Taranto (Northern Ionian Sea, Central-eastern Mediterranean Sea). In Proceedings of the IMEKO Metrology for the Sea, Genova, Italy, 3–5 October 2019; pp. 28–32.
102. Dede, A.; Saad, A.; Fakhri, M.; Öztürk, B. Cetacean sightings in the Eastern Mediterranean Sea during the cruise in summer 2008. *J. Black Sea/Mediterr. Environ.* **2012**, *18*, 49–57.
103. Ryan, C.; Cucknell, A.C.; Romagosa, M.; Boisseau, O.; Moscrop, A.; Frantzis, A.; McLanaghan, R. *Final Report of a Visual and Acoustic Survey for Marine Mammals in the Eastern Mediterranean Sea during Summer 2013*; International Fund for Animal Welfare: Yarmouth, MA, USA, 2014.
104. Azzellino, A.; Airolidi, S.; Gaspari, S.; Nani, B. Habitat use of cetaceans along the continental slope and adjacent waters in the western Ligurian Sea. *Deep Sea Res. Part I Oceanogr. Res. Pap.* **2008**, *55*, 296–323.
105. Azzellino, A.; Panigada, S.; Lanfredi, C.; Zanardelli, M.; Airolidi, S.; Notarbartolo di Sciarra, G. Predictive habitat models for managing marine areas: Spatial and temporal distribution of marine mammals within the Pelagos sanctuary (Northwestern Mediterranean Sea). *Ocean. Coast. Manag.* **2012**, *67*, 63–74.

106. Cañadas, A.; Sagarminaga, R.; de Stephanis, R.; Urquiola, E.; Hammond, P.S. Habitat preference modelling as a conservation tool: Proposals for marine protected areas for cetaceans in southern Spanish waters. *Aquat. Conserv. Mar. Freshw. Ecosyst.* **2005**, *15*, 495–521.
107. Laran, S.; Joiris, C.; Gannier, A.; Kenney, R.D. Seasonal estimates of densities and predation rates of cetaceans in the Ligurian Sea, northwestern Mediterranean Sea: An initial examination. *J. Cetacean Res. Manag.* **2010**, *11*, 31–40.
108. Reid, J.B.; Evans, P.G.; Northridge, S.P. *Atlas of Cetacean Distribution in North-West European Waters*; Joint Nature Conservation Committee: Peterborough, UK, 2003.
109. Hartman, K.; Visser, F.; Hendriks, A. Social structure of Risso's dolphins (*Grampus griseus*) at the Azores: A stratified community based on highly associated social units. *Can. J. Zool.* **2008**, *86*, 294–306.
110. Hartman, K.; Fernandez, M.; Azevedo, J.M.N. Spatial segregation of calving and nursing Risso's dolphins (*Grampus griseus*) in the Azores, and its conservation implications. *Mar. Biol.* **2014**, *161*, 1419–1428.
111. Giorli, G.; Au, W.W.L.; Neuheimer, A. Differences in foraging activity of deep sea diving odontocetes in the Ligurian Sea as determined by passive acoustic recorders. *Deep Sea Res. Part I Oceanogr. Res. Pap.* **2016**, *107*, 1–8.
112. Caruso, F.; Alonge, G.; Bellia, G.; de Domenico, E.; Grammauta, R.; Larosa, G.; Buscaino, G. Long-term monitoring of dolphin biosonar activity in deep pelagic waters of the Mediterranean Sea. *Sci. Rep.* **2017**, *7*, 4321. <https://doi.org/10.1038/s41598-017-04608-6>.
113. Visser, F.; Miller, P.J.O.; Antunes, R.N.; Oudejans, M.G.; Mackenzie, M.L.; Aoki, K.; Tyack, P.L. The social context of individual foraging behaviour in long-finned pilot whales (*Globicephala melas*). *Behaviour* **2014**, *151*, 1453–1477.
114. Visser, F.; Kok, A.C.; Oudejans, M.G.; Scott-Hayward, L.A.S.; DeRuiter, S.L.; Alves, A.C.; Miller, P.O.J. Vocal foragers and silent crowds: Context-dependent vocal variation in Northeast Atlantic long-finned pilot whales. *Behav. Ecol. Sociobiol.* **2017**, *71*, 170. <https://doi.org/10.1007/s00265-017-2397-y>.
115. Hartman, K.L.; Fernandez, M.; Wittich, A.; Azevedo, J.M.N. Sex differences in residency patterns of Risso's dolphins (*Grampus griseus*) in the Azores: Causes and management implications. *Mar. Mamm. Sci.* **2015**, *31*, 1153–1167.
116. Hartman, K.L.; van der Harst, P.; Vilela, R. Continuous focal group follows operated by a drone enable analysis of the relation between sociality and position in a group of male Risso's dolphins (*Grampus griseus*). *Front. Mar. Sci.* **2020**, *7*, 283. <https://doi.org/10.3389/fmars.2020.00283>.
117. Bearzi, M. Dolphin sympatric ecology. *Mar. Biol. Res.* **2005**, *1*, 165–175. <https://doi.org/10.1080/17451000510019132>.
118. Quérouil, S.; Silva, M.A.; Cascão, I.; Magalhães, S.; Seabra, M.I.; Machete, M.A.; Santos, R.S. Why do dolphins form mixed-species associations in the Azores? *Ethology* **2008**, *114*, 1183–1194. <https://doi.org/10.1111/j.1439-0310.2008.01570.x>.
119. Stensland, E.; Angerbjörn, A.; Berggren, P. Mixed species groups in mammals. *Mamm. Rev.* **2003**, *33*, 205–223.
120. Syme, J.; Kiszka, J.J.; Parra, G.J. Dynamics of cetacean Mixed-Species Groups: A review and conceptual framework for assessing their functional significance. *Front. Mar. Sci.* **2021**, *8*, 678173. <https://doi.org/10.3389/fmars.2021.678173>.
121. Frantzi, A.; Herzing, D.L. Mixed species associations of striped dolphin (*Stenella coeruleoalba*), short-beaked common dolphin (*Delphinus delphis*) and Risso's dolphin (*Grampus griseus*), in the Gulf of Corinth (Greece, Mediterranean Sea). *Aquat. Mamm.* **2002**, *28*, 188–197.
122. Bacon, C.E.; Smultea, M.A.; Fertl, D.; Würsig, B.; Burgess, E.A.; Hawks-Johnson, S. Mixed-species associations of marine mammals in the Southern California Bight, with emphasis on Risso's Dolphins (*Grampus griseus*). *Aquat. Mamm.* **2017**, *43*, 177–184. <https://doi.org/10.1578/AM.43.2.2017.177>.
123. Würtz, M.; Marrale, D. Food of striped dolphin, *Stenella coeruleoalba*, in the Ligurian Sea. *J. Mar. Biol. Assoc. United Kingd.* **1993**, *73*, 571–578.
124. Walker, W.W.; Coe, J.M. Survey of marine debris ingestion by odontocete cetaceans. *Proceedings of the Second International Conference on Marine Debris; Honolulu, HI, USA, 2–7 April 1989*; Shomura, R.S., Godfrey, H.L., Eds.; NOAA Technical Memorandum 1990; Volume 154, pp. 747–774. <https://repository.library.noaa.gov/view/noaa/6012>
125. Fossi, M.C.; Panti, C.; Baini, M.; Baulch, S. Impacts of marine litter on cetaceans: A focus on plastic pollution. In *Marine Mammal Ecotoxicology: Impacts of Multiple Stressors on Population Health*; Fossi, M.C., Panti, C., Eds.; Elsevier Academic Press: Amsterdam, Holland, 2018; pp. 147–184.
126. Fossi, M.C.; Romeo, T.; Baini, M.; Panti, C.; Marsili, L.; Campani, T.; Canese, S.; Galgani, F.; Druon, J.; Airolidi, S.; et al. Plastic debris occurrence, convergence areas and fin whales feeding ground in the Mediterranean marine protected area Pelagos sanctuary: A modeling approach. *Front. Mar. Sci.* **2017**, *4*, 1–15. <https://doi.org/10.3389/fmars.2017.00167>.
127. Fossi, M.C.; Panti, C.; Baini, M.; Lavers, J.L. A review of plastic-associated pressures: Cetaceans of the Mediterranean Sea and Eastern Australian shearwaters as case studies. *Front. Mar. Sci.* **2018**, *5*, 173. <https://doi.org/10.3389/fmars.2018.00173>.
128. Deudero, S.; Alomar, C. Mediterranean marine biodiversity under threat: Reviewing influence of marine litter on species. *Mar. Pollut. Bull.* **2015**, *98*, 58–68.
129. UNEP. *Marine Litter Assessment in the Mediterranean*; United Nations Environment Programme: Nairobi, Kenya, 2015.
130. Baird, R.W.; Hooker, S.K. Ingestion of plastic and unusual prey by a juvenile harbour porpoise. *Mar. Pollut. Bull.* **2000**, *40*, 719–720.
131. Kuczaj, S.A.; Eskelinen, H.C. Why do dolphins play? *Animal Behav. Con.* **2014**, *1*, 113–127.
132. Berger-Tal, O.; Polak, T.; Oron, A.; Lubin, Y.; Kotler, B.P.; Saltz, D. Integrating animal behavior and conservation biology: A conceptual framework. *Behav. Ecol.* **2011**, *22*, 236–239.