

Article

Photo-Thermoelectric Conversion of Plasmonic Nanohole Array

Kaito Miwa ¹, Hiroki Ebihara ², Xu Fang ³ and Wakana Kubo ^{1,2,*}

¹ Division of Advanced Electrical and Electronics Engineering, Tokyo University of Agriculture and Technology, 2-24-16 Naka-cho, Koganei-shi, Tokyo 184-8588, Japan; s196486w@st.go.tuat.ac.jp

² Department of Electrical and Electronic Engineering, Tokyo University of Agriculture and Technology, 2-24-16 Naka-cho, Koganei-shi, Tokyo 184-8588, Japan; s159245u@st.go.tuat.ac.jp

³ School of Electronics and Computer Science, University of Southampton, Southampton SO17 1BJ, UK; X.Fang@soton.ac.uk

* Correspondence: w-kubo@cc.tuat.ac.jp; Tel.: +81-42-388-7314

Received: 28 February 2020; Accepted: 7 April 2020; Published: date

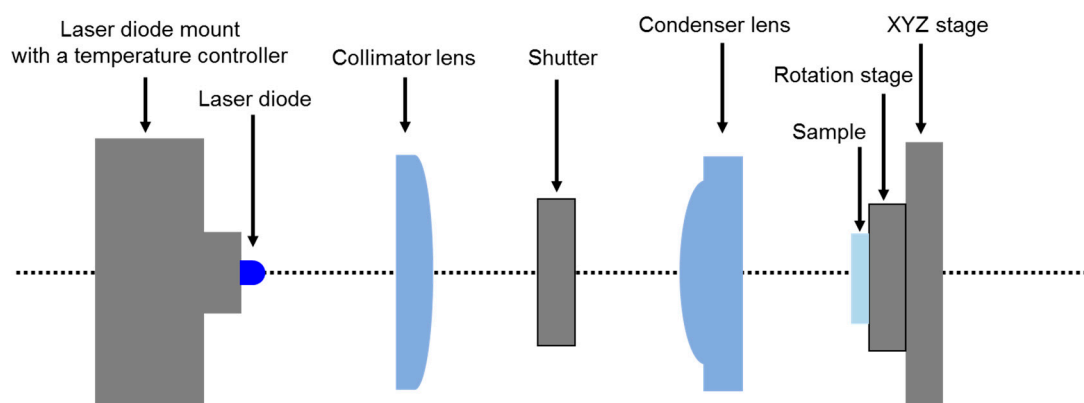


Figure S1. Schematic of a home-built illumination system consisting of a laser diode and a rotation stage

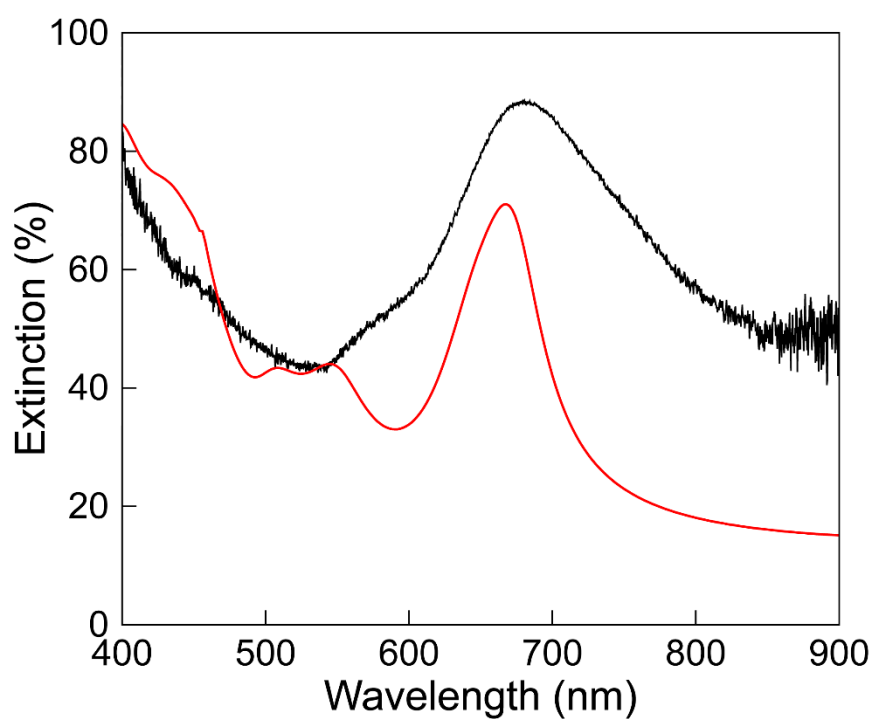


Figure S2. Calculated (red curve) and measured (black curve) extinction spectra of Ag nanohole array with a periodicity of 300 nm.

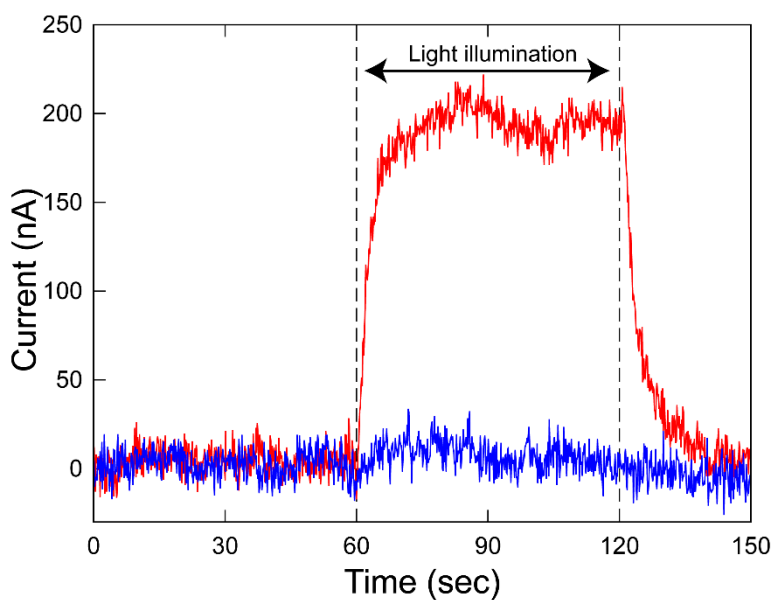


Figure S3. Electric currents as a function of the time before and after illumination of 658 nm on the Ag nanoholes (red curve) or the Ag film (blue curve). The illumination of the sample was started at 60 sec.

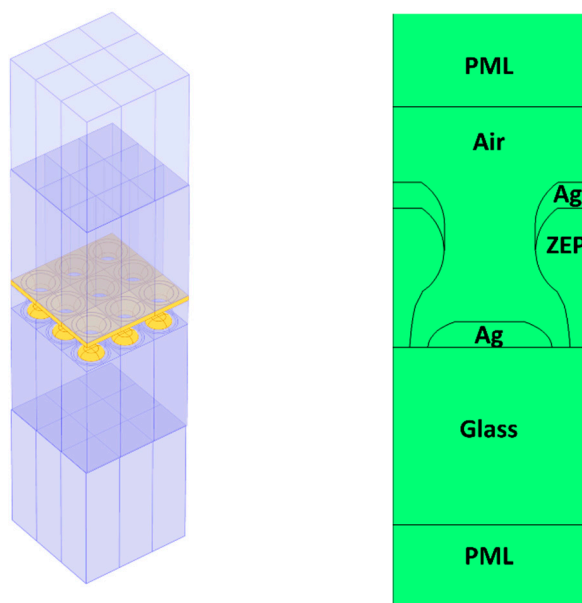


Figure S4. Model of the cross-sectional Ag nanohole used for heat calculations by COMSOL Multiphysics.