Sample MS17-37

Reflected light image showing a recrystallized magnetite in sample MS17-37



Chemical map (LA-ICP-MS) displaying three elements: ^{52}Cr (red) + ^{52}Cr (green) + ^{57}Fe (blue)

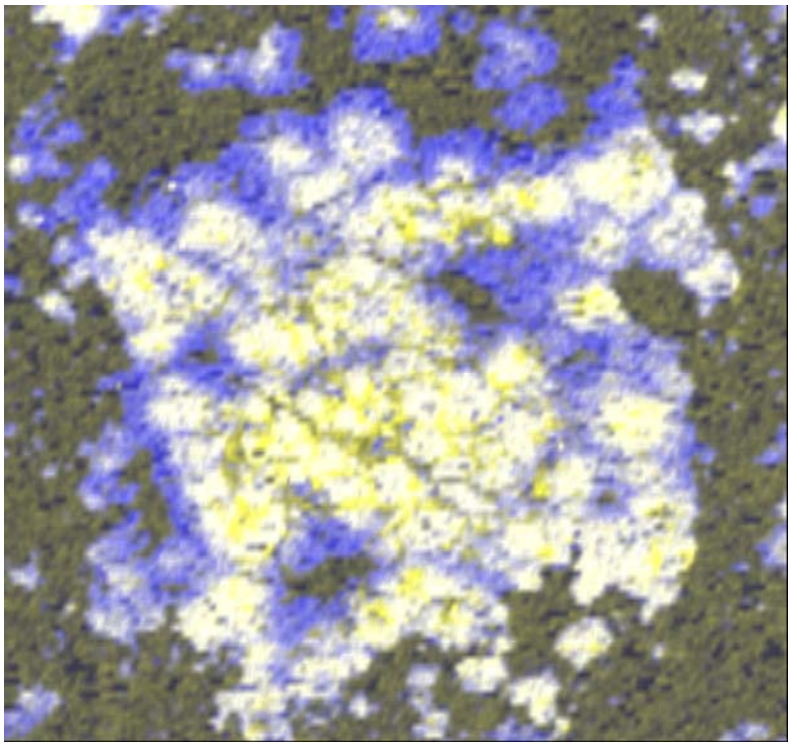

Chemical map (LA-ICP-MS) displaying three elements: ^{51}V (red) + ^{51}V (green) + ^{57}Fe (blue)



Chemical map (LA-ICP-MS) displaying three elements: ^{55}Mn (red) + ^{55}Mn (green) + ^{57}Fe (blue)

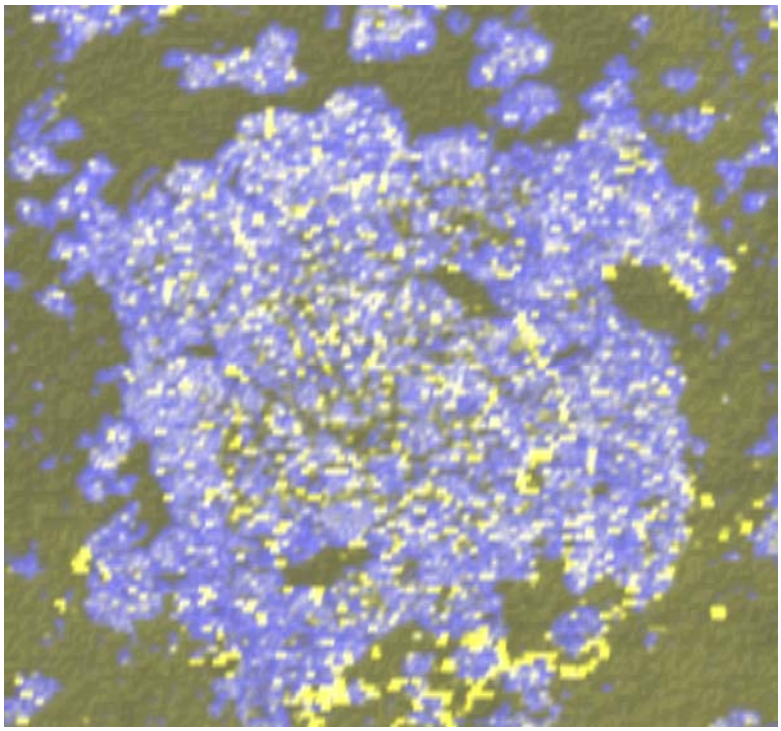

Chemical map (LA-ICP-MS) displaying three elements: ^{47}Ti (red) + ^{47}Ti (green) + ^{57}Fe (blue)

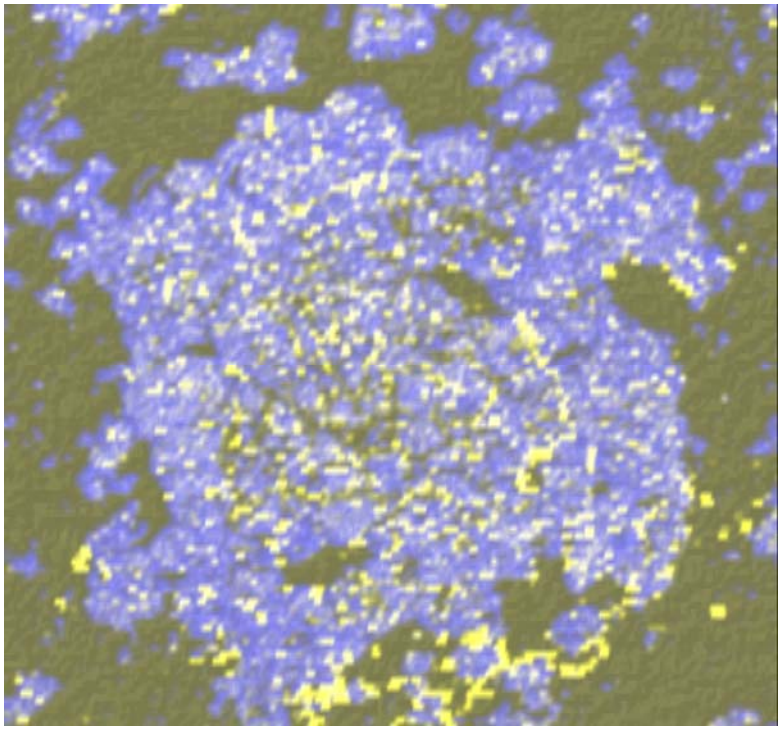

Chemical map (LA-ICP-MS) displaying three elements: ^{93}Nb (red) + ^{93}Nb (green) + ^{57}Fe (blue)

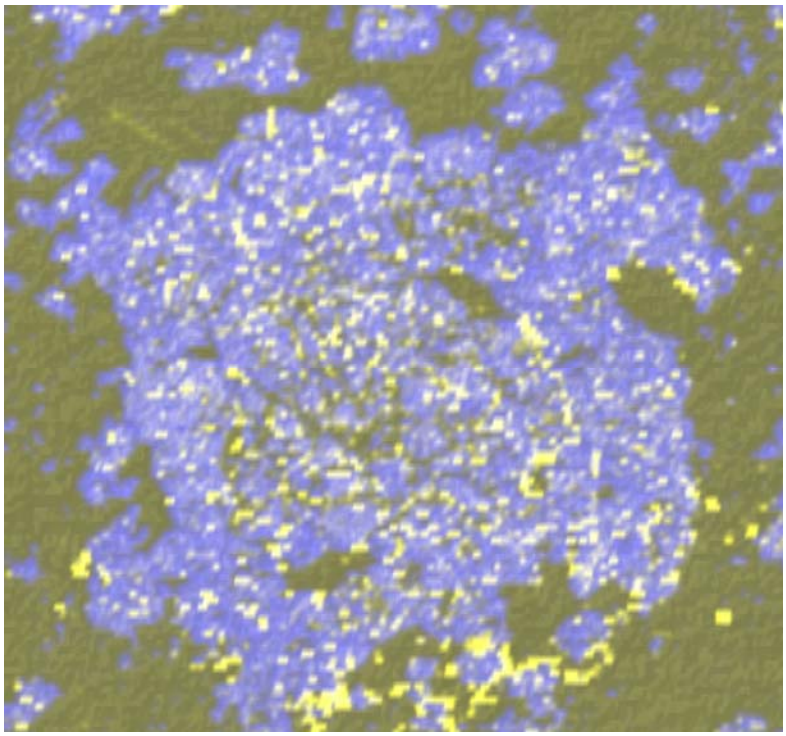

Chemical map (LA-ICP-MS) displaying three elements: ^{39}K (red) + ^{39}K (green) + ^{57}Fe (blue)



Chemical map (LA-ICP-MS) displaying three elements: ^{23}Na (red) + ^{23}Na (green) + ^{57}Fe (blue)



Chemical map (LA-ICP-MS) displaying three elements: ^{59}Co (red) + ^{59}Co (green) + ^{57}Fe (blue)



Chemical map (LA-ICP-MS) displaying three elements: ^{63}Cu (red) + ^{63}Cu (green) + ^{57}Fe (blue)



Chemical map (LA-ICP-MS) displaying three elements: ^{60}Ni (red) + ^{60}Ni (green) + ^{57}Fe (blue)



Chemical map (LA-ICP-MS) displaying three elements: ^{66}Zn (red) + ^{66}Zn (green) + ^{57}Fe (blue)



Chemical map (LA-ICP-MS) displaying three elements: ^{139}La (red) + ^{139}La (green) + ^{57}Fe (blue)

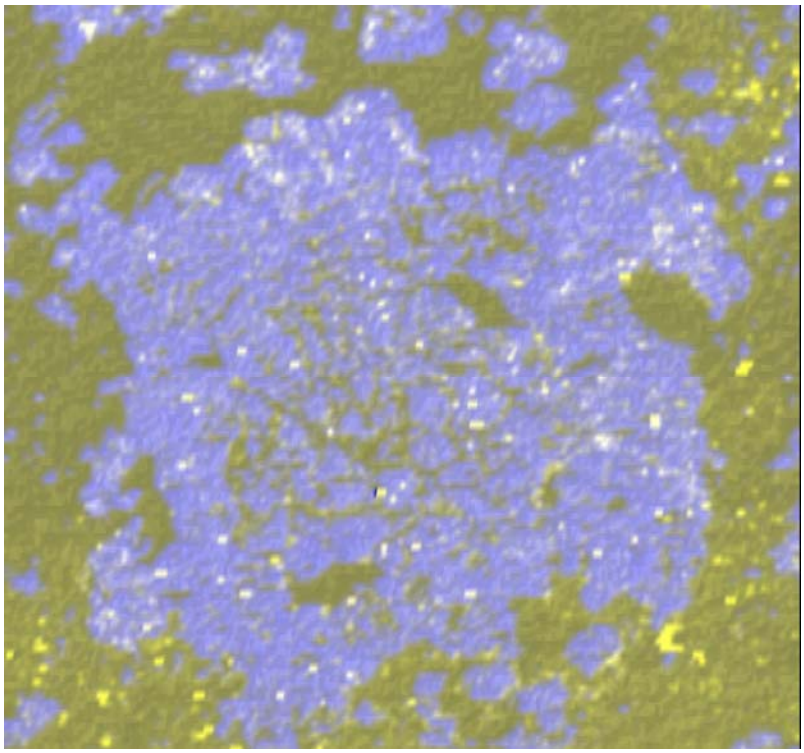

Chemical map (LA-ICP-MS) displaying three elements: ^{44}Ca (red) + ^{44}Ca (green) + ^{57}Fe (blue)



Chemical map (LA-ICP-MS) displaying three elements: ^{31}P (red) + ^{31}P (green) + ^{57}Fe (blue)



Chemical map (LA-ICP-MS) displaying three elements: ^{89}Y (red) + ^{89}Y (green) + ^{57}Fe (blue)



Chemical map (LA-ICP-MS) displaying three elements: ^{172}Yb (red) + ^{172}Yb (green) + ^{57}Fe (blue)



Chemical map (LA-ICP-MS) displaying three elements: ^{90}Zr (red) + ^{90}Zr (green) + ^{57}Fe (blue)