NBT - 1

Sample Information	Bottom Tuff (BC-09)
Mineral Separation	ca. 25 zircons in total
CA conditions	annealing 48h@900°C, leaching 15h@190°C, dissolution 48h@220°C
Age (Ma)	255.10 ± 0.11 based on 5 of 7 grains as youngest most coherent group; reasons for rejection of two youngest grains: ages not within most coherent group (possible residual lead loss), large error bars
Date finished	26 April 2016

Zircons from Min Sep	**all found zircons selected for annealing**
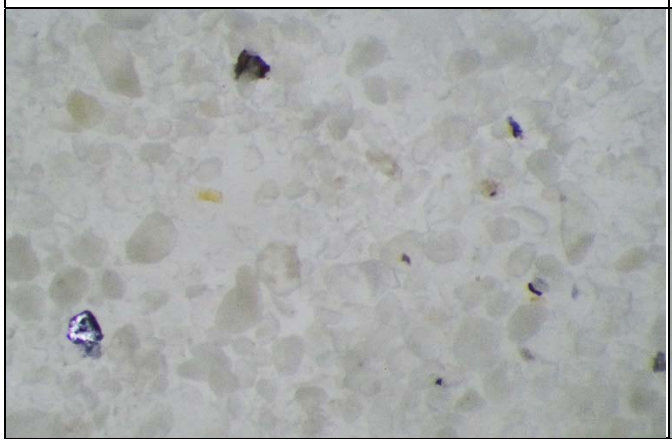	

distribution of single zircon ages

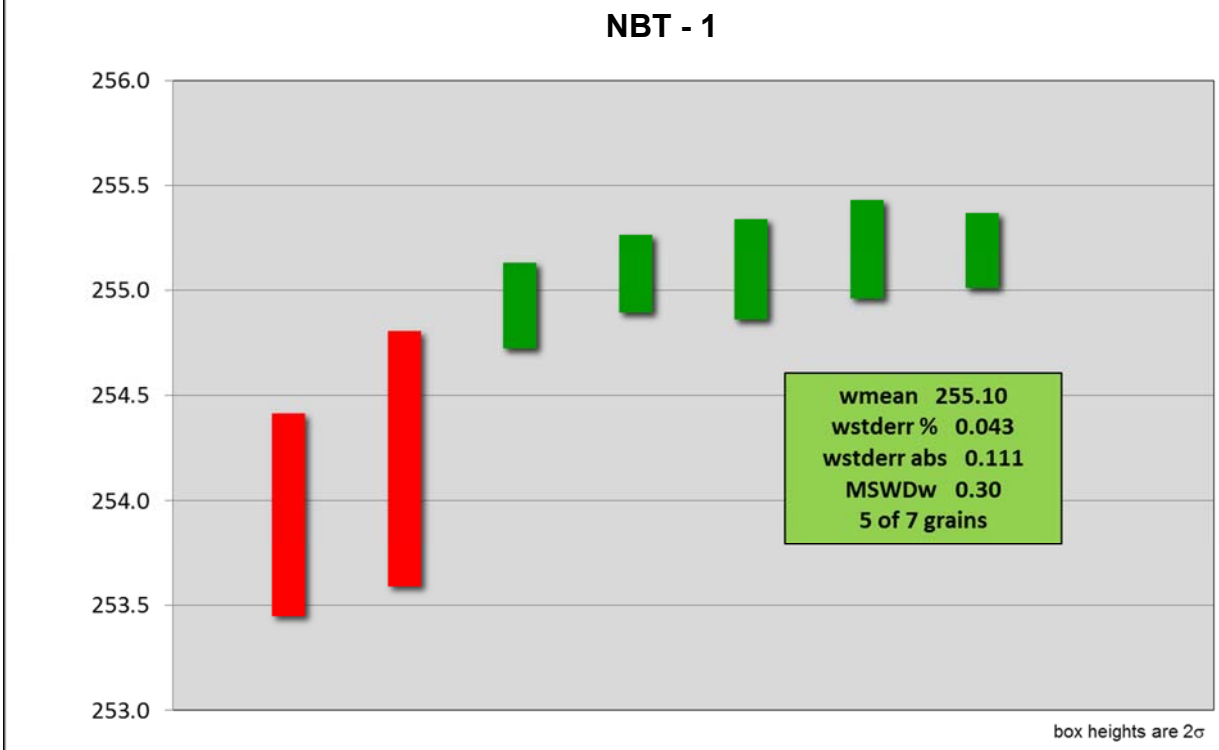

selected zircons for single zircon ID-TIMS				
number	**descriptions**	**pictures**	**ages**	**±**
BC-09-8	fragment		253.93	0.48
BC-09-1	prismatic, fragment		254.20	0.61
BC-09-6	long prismatic		254.93	0.20
BC-09-9	fragment		255.08	0.19
BC-09-4	short prismatic		255.10	0.24
BC-09-2	elongated prismatic		255.19	0.24
BC-09-3	elongated prismatic		255.19	0.18
BC-09-7	short prismatic	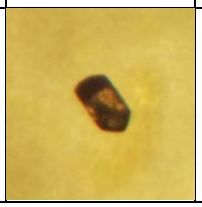	lost	

U-Th-Pb isotopic data

		Compositional Parameters					Radiogenic Isotope Ratios								Isotopic Ages					
Sample	Th/U	$^{206}Pb^*$ x10-13 mol	mol % $^{206}Pb^*$	Pb^*/Pb_c	Pbc (pg)	$^{206}Pb/^{204}Pb$	$^{208}Pb/^{206}Pb$	$^{207}Pb/^{206}Pb$	% err	$^{207}Pb/^{235}U$	% err	$^{206}Pb/^{238}U$	% err	corr. coef.	$^{207}Pb/^{206}Pb$	±	$^{207}Pb/^{235}U$	±	$^{206}Pb/^{238}U$	±
(a)	(b)	(c)	(c)	(c)	(c)	(d)	(e)	(e)	(f)	(e)	(f)	(e)	(f)		(g)	(f)	(g)	(f)	(g)	(f)
Bottom Tuff																				
BC-09-8	0.544	0.686	98.5%	20.1	0.86	1221	0.1721	0.0511	0.4046	0.2832	0.4737	0.0402	0.1944	0.5347	246.28	9.32	253.19	1.06	253.93	0.48
BC-09-1	0.663	0.375	94.4%	5.3	1.82	332	0.2057	0.0500	1.4943	0.2774	1.6016	0.0402	0.2443	0.5007	196.06	34.72	248.60	3.53	254.20	0.61
BC-09-6	0.607	0.747	98.5%	20.1	0.96	1202	0.1913	0.0510	0.3033	0.2835	0.3342	0.0403	0.0817	0.4823	239.36	6.99	253.41	0.75	254.93	0.20
BC-09-9	0.753	0.600	98.6%	23.5	0.68	1346	0.2386	0.0513	0.3538	0.2853	0.3871	0.0404	0.0749	0.5215	252.86	8.14	254.86	0.87	255.08	0.19
BC-09-4	0.566	0.383	97.6%	12.8	0.76	781	0.1788	0.0512	0.5394	0.2846	0.5867	0.0404	0.0964	0.5529	246.65	12.42	254.27	1.32	255.10	0.24
BC-09-2	0.550	0.960	98.1%	15.6	1.55	958	0.1740	0.0512	0.2809	0.2852	0.3120	0.0404	0.0945	0.4643	251.05	6.46	254.79	0.70	255.19	0.24
BC-09-3	0.507	0.711	97.9%	14.0	1.27	870	0.1609	0.0514	0.3472	0.2860	0.3762	0.0404	0.0724	0.4814	257.32	7.98	255.40	0.85	255.19	0.18

(a) 1,2 etc. are labels for fractions composed of single zircon grains or fragments; all fractions annealed for 48h at 900°C and chemically abraded at 190°C after Mattinson (2005). Fractions in **black** have been used for the weighted mean calculations, red and blue got rejected. For all zircons a 202Pb-205Pb-233U-236U spike denoted DD3 has been used.

(b) Model Th/U ratio calculated from radiogenic $^{208}Pb/^{206}Pb$ ratio and $^{207}Pb/^{235}U$ age.

(c) Pb* and Pb_c represent radiogenic and common Pb, respectively; mol % 206Pb* with respect to radiogenic, blank and initial common Pb.

(d) Measured ratio corrected for spike and fractionation only.

(e) Corrected for fractionation, spike, and common Pb; all non-radiogenic Pb was assumed to be procedural blank with a composition of $^{206}Pb/^{204}Pb = 16.96 \pm 0.35$; $^{207}Pb/^{204}Pb = 14.48 \pm 0.29$; $^{208}Pb/^{204}Pb = 35.03 \pm 0.7$ (all uncertainties 2-sigma) for up to 0.4 pg. Any excess was assumed to be modern day crustal Pb after Stacey and Kramers (1975).

(f) Errors are 2-sigma, propagated using the algorithms of Schmitz and Schoene (2007).

(g) Calculations are based on the decay constants of Jaffey et al. (1971) and a 238U/235U ratio of 137.818 (Hiess et al., 2012). 206Pb/238U and 207Pb/206Pb ages corrected for initial disequilibrium in 230Th/238U using Th/U [magma] = 3.

NBT - 2

Sample Information	Top Tuff (BC-08)
Mineral Separation	ca. 20 zircons in total
CA conditions	annealing 48h@900°C, leaching 15h@190°C, dissolution 48h@220°C
Age (Ma)	The data can be interpreted in two ways: 1) The age of crystallisation is 254.82 ± 0.05 based on 2 of 8 grains as youngest group. The grains with the ages of ca. 255.1-255.5 Ma are inherited from an underlying rock. This interpretation can be considered preferable if there is geological and petrologic evidence of assimilation of older volcanics from the same complex. 2) The age of crystallisation is 255.19 ± 0.15 based on 6 of 8 grains as second youngest group. The youngest grain contains minor residual Pb loss. This would be a preferred interpretation if geological and petrologic evidence argue against assimilation.
Date finished	26 April 2016

Zircons from Min Sep	**all found zircons selected for annealing**
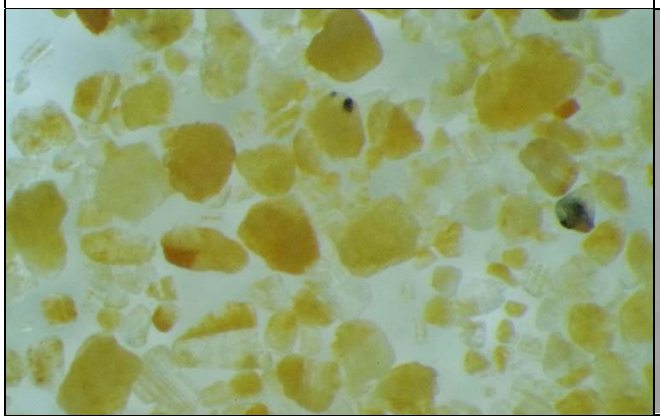	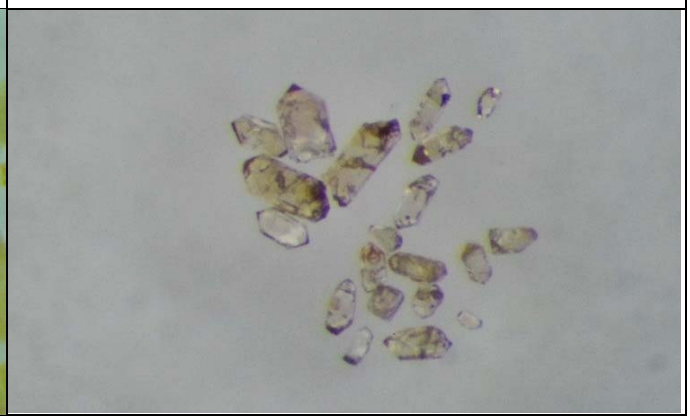

distribution of single zircon ages

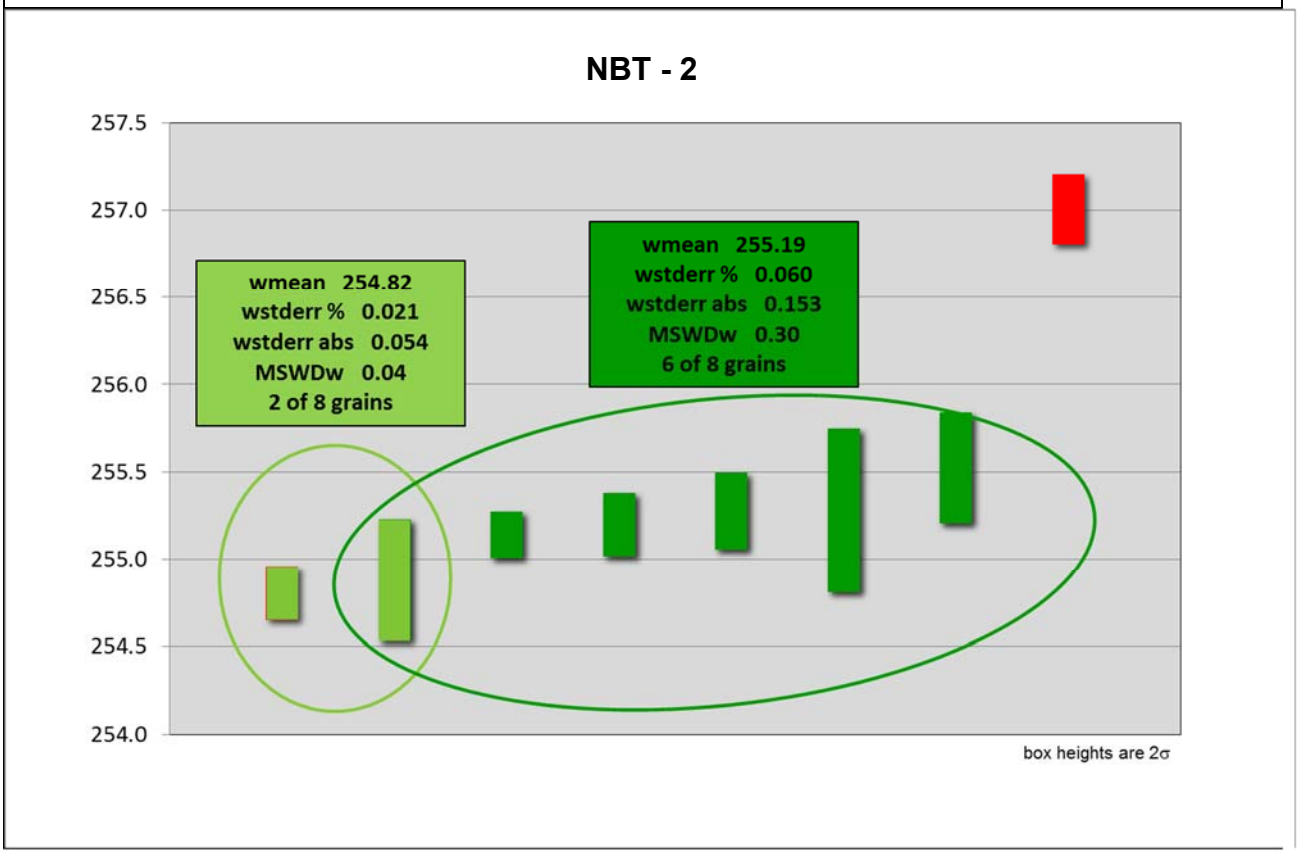

selected zircons for single zircon ID-TIMS				
number	**descriptions**	**pictures**	**ages**	**±**
BC-08-8	large prismatic, inclusions		254.80	0.15
BC-08-1	short prismatic		254.88	0.35
BC-08-9	prismatic, inclusions		255.14	0.13
BC-08-7	small prismatic		255.20	0.18
BC-08-2	large prismatic, some inclusions		255.27	0.22
BC-08-3	small grain, slightly rounded		255.28	0.47
BC-08-6	short prismatic, broken tip		255.52	0.32
BC-08-4	short prismatic		257.00	0.20

U-Th-Pb isotopic data

		Compositional Parameters					Radiogenic Isotope Ratios								Isotopic Ages					
Sample	Th/U	$^{206}Pb^*$ x10-13 mol	mol % $^{206}Pb^*$	Pb^*/Pb_c	Pbc (pg)	$^{206}Pb/^{204}Pb$	$^{208}Pb/^{206}Pb$	$^{207}Pb/^{206}Pb$	% err	$^{207}Pb/^{235}U$	% err	$^{206}Pb/^{238}U$	% err	corr. coef.	$^{207}Pb/^{206}Pb$	±	$^{207}Pb/^{235}U$	±	$^{206}Pb/^{238}U$	±
(a)	(b)	(c)	(c)	(c)	(c)	(d)	(e)	(e)	(f)	(e)	(f)	(e)	(f)		(g)	(f)	(g)	(f)	(g)	(f)
Top Tuff																				
BC-08-8	0.571	1.330	97.8%	13.9	2.43	852	0.1812	0.0514	0.2145	0.2855	0.2315	0.0403	0.0614	0.3996	256.96	4.93	255.02	0.52	254.80	0.15
BC-08-1	0.604	0.286	93.9%	4.8	1.53	303	0.1901	0.0509	0.9107	0.2831	0.9740	0.0403	0.1399	0.5098	236.42	21.01	253.08	2.18	254.88	0.35
BC-08-9	0.659	0.918	98.9%	28.1	0.85	1649	0.2088	0.0513	0.2257	0.2855	0.2477	0.0404	0.0534	0.5012	254.17	5.19	255.05	0.56	255.14	0.13
BC-08-7	0.497	0.459	97.8%	13.7	0.83	849	0.1575	0.0512	0.4638	0.2852	0.5023	0.0404	0.0731	0.5782	250.87	10.67	254.77	1.13	255.20	0.18
BC-08-2	0.656	1.911	98.9%	27.7	1.79	1641	0.2080	0.0513	0.1428	0.2858	0.1741	0.0404	0.0876	0.5769	254.71	3.28	255.22	0.39	255.27	0.22
BC-08-3	0.643	0.414	95.2%	6.3	1.70	389	0.2031	0.0511	0.6849	0.2847	0.7475	0.0404	0.1878	0.4450	246.12	15.77	254.38	1.68	255.28	0.47
BC-08-6	0.532	1.486	99.4%	54.5	0.69	3269	0.1701	0.0519	0.1752	0.2890	0.2265	0.0404	0.1270	0.6386	278.59	4.01	257.80	0.52	255.52	0.32
BC-08-4	0.429	0.896	98.2%	16.2	1.35	1023	0.1358	0.0513	0.3029	0.2878	0.3314	0.0407	0.0794	0.4627	254.86	6.96	256.79	0.75	257.00	0.20

(a) 1,2 etc. are labels for fractions composed of single zircon grains or fragments; all fractions annealed for 48h at 900°C and chemically abraded at 190°C after Mattinson (2005). Fractions in **black** have been used for the weighted mean calculations, red and blue got rejected. For all zircons a 202Pb-205Pb-233U-236U spike denoted DD3 has been used.

(b) Model Th/U ratio calculated from radiogenic $^{208}Pb/^{206}Pb$ ratio and $^{207}Pb/^{235}U$ age.

(c) Pb* and Pb_c represent radiogenic and common Pb, respectively; mol % 206Pb* with respect to radiogenic, blank and initial common Pb.

(d) Measured ratio corrected for spike and fractionation only.

(e) Corrected for fractionation, spike, and common Pb; all non-radiogenic Pb was assumed to be procedural blank with a composition of $^{206}Pb/^{204}Pb = 16.96 \pm 0.35$; $^{207}Pb/^{204}Pb = 14.48 \pm 0.29$; $^{208}Pb/^{204}Pb = 35.03 \pm 0.7$ (all uncertainties 2-sigma) for up to 0.4 pg. Any excess was assumed to be modern day crustal Pb after Stacey and Kramers (1975).

(f) Errors are 2-sigma, propagated using the algorithms of Schmitz and Schoene (2007).

(g) Calculations are based on the decay constants of Jaffey et al. (1971) and a 238U/235U ratio of 137.818 (Hiess et al., 2012). 206Pb/238U and 207Pb/206Pb ages corrected for initial disequilibrium in 230Th/238U using Th/U [magma] = 3.

DBN - 1

Sample Information	NCM-1 (BC-04)
Mineral Separation	Zircon conc.
CA conditions	annealing 48h@900°C, leaching 15h@190°C, dissolution 48h@220°C
Age (Ma)	255.59 ± 0.10 based on 5 of 10 grains as youngest most coherent group; 255.65 ± 0.16 based on 7 of 10 grains as youngest most coherent group; reasons for rejections of ages: ages not within youngest most coherent group
Date finished	1 February 2016

selected zircons for annealing	**description of grains**
	BC-04-1: prismatic, minor inclusions BC-04-2: long prismatic, with crack BC-04-3: long prismatic BC-04-4: short prismatic, fragment BC-04-5: long prismatic, minor inclusions BC-04-6: short prismatic BC-04-7: elongated prismatic, one tip broken off BC-04-8: long prismatic BC-04-9: short prismatic BC-04-10: long prismatic

distribution of single zircon ages

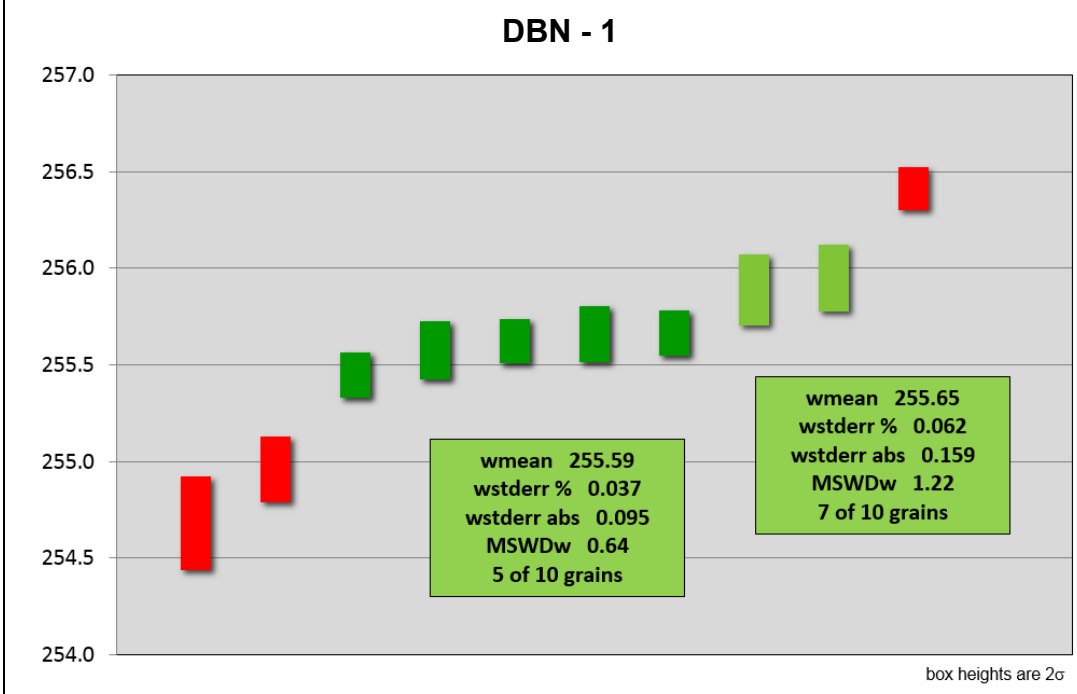

U-Th-Pb isotopic data

		Compositional Parameters					Radiogenic Isotope Ratios								Isotopic Ages					
Sample	Th/U	$^{206}Pb^*$ x10-13 mol	mol % $^{206}Pb^*$	Pb^*/Pb_c	Pbc (pg)	$^{206}Pb/^{204}Pb$	$^{208}Pb/^{206}Pb$	$^{207}Pb/^{206}Pb$	% err	$^{207}Pb/^{235}U$	% err	$^{206}Pb/^{238}U$	% err	corr. coef.	$^{207}Pb/^{206}Pb$	±	$^{207}Pb/^{235}U$	±	$^{206}Pb/^{238}U$	±
(a)	(b)	(c)	(c)	(c)	(c)	(d)	(e)	(e)	(f)	(e)	(f)	(e)	(f)		(g)	(f)	(g)	(f)	(g)	(f)
NCM-1																				
BC-04-9	0.498	1.347	98.6%	22.1	1.51	1370	0.1558	0.0505	0.3739	0.2807	0.4104	0.0403	0.0971	0.4778	218.71	8.65	251.19	0.91	254.68	0.24
BC-04-6	0.840	0.471	98.9%	31.2	0.41	1721	0.2667	0.0515	0.4162	0.2861	0.4537	0.0403	0.0676	0.6059	260.39	9.56	255.49	1.02	254.96	0.17
BC-04-7	0.526	1.362	99.4%	49.8	0.69	2998	0.1669	0.0514	0.1399	0.2861	0.1575	0.0404	0.0466	0.5051	256.19	3.22	255.52	0.36	255.45	0.12
BC-04-4	0.543	1.283	99.4%	50.0	0.65	2995	0.1721	0.0514	0.2491	0.2863	0.2760	0.0404	0.0604	0.5318	256.04	5.73	255.62	0.62	255.57	0.15
BC-04-10	0.525	2.409	99.3%	46.3	1.31	2814	0.1666	0.0515	0.1409	0.2869	0.1580	0.0405	0.0453	0.5010	260.63	3.24	256.12	0.36	255.62	0.11
BC-04-8	0.672	0.399	99.0%	30.5	0.34	1743	0.2138	0.0516	0.4802	0.2877	0.5214	0.0405	0.0578	0.7409	266.42	11.02	256.72	1.18	255.66	0.14
BC-04-1	0.527	1.622	99.4%	54.3	0.75	3275	0.1670	0.0514	0.2062	0.2865	0.2272	0.0405	0.0466	0.5342	257.09	4.74	255.81	0.51	255.67	0.12
BC-04-2	0.666	1.445	99.4%	54.1	0.70	3143	0.2111	0.0513	0.2392	0.2864	0.2679	0.0405	0.0726	0.5093	254.12	5.50	255.71	0.61	255.89	0.18
BC-04-3	0.652	0.766	99.0%	32.2	0.62	1880	0.2071	0.0514	0.4176	0.2872	0.4566	0.0405	0.0683	0.6212	259.88	9.59	256.34	1.03	255.95	0.17
BC-04-5	0.676	0.886	99.3%	47.0	0.49	2708	0.2147	0.0515	0.2192	0.2878	0.2404	0.0406	0.0445	0.5471	260.47	5.03	256.81	0.55	256.41	0.11

(a) 1,2 etc. are labels for fractions composed of single zircon grains or fragments; all fractions annealed for 48h at 900°C and chemically abraded at 190°C after Mattinson (2005). Fractions in **black** have been used for the weighted mean calculations, red and blue got rejected. For all zircons a 202Pb-205Pb-233U-236U spike denoted DD3 has been used.

(b) Model Th/U ratio calculated from radiogenic $^{208}Pb/^{206}Pb$ ratio and $^{207}Pb/^{235}U$ age.

(c) Pb* and Pb_c represent radiogenic and common Pb, respectively; mol % 206Pb* with respect to radiogenic, blank and initial common Pb.

(d) Measured ratio corrected for spike and fractionation only.

(e) Corrected for fractionation, spike, and common Pb; all non-radiogenic Pb was assumed to be procedural blank with a composition of $^{206}Pb/^{204}Pb = 16.96 \pm 0.35$; $^{207}Pb/^{204}Pb = 14.48 \pm 0.29$; $^{208}Pb/^{204}Pb = 35.03 \pm 0.7$ (all uncertainties 2-sigma) for up to 0.4 pg. Any excess was assumed to be modern day crustal Pb after Stacey and Kramers (1975).

(f) Errors are 2-sigma, propagated using the algorithms of Schmitz and Schoene (2007).

(g) Calculations are based on the decay constants of Jaffey et al. (1971) and a 238U/235U ratio of 137.818 (Hiess et al., 2012). 206Pb/238U and 207Pb/206Pb ages corrected for initial disequilibrium in 230Th/238U using Th/U [magma] = 3.

DBN - 2

Sample Information	NCM-2 (BC-05)
Mineral Separation	Zircon conc.
CA conditions	annealing 48h@900°C, leaching 15h@190°C, dissolution 48h@220°C
Age (Ma)	255.08 ± 0.09 based on 4 of 10 grains as youngest most coherent group; reasons for rejections of ages: small Pb^*/Pb_c (ratio too small to measure correctly) or ages not within youngest most coherent group
Date finished	1 February 2016

selected zircons for annealing	**description of grains**
	BC-05-1: short prismatic, slightly rounded BC-05-2: short prismatic BC-05-3: long prismatic, tips broken off BC-05-4: prismatic, minor inclusions BC-05-5: elongated prismatic, one tip broken off BC-05-6: short prismatic, slightly rounded BC-05-7: fragment, minor inclusions BC-05-8: long prismatic BC-05-9: elongated fragment BC-05-10: prismatic

distribution of single zircon ages

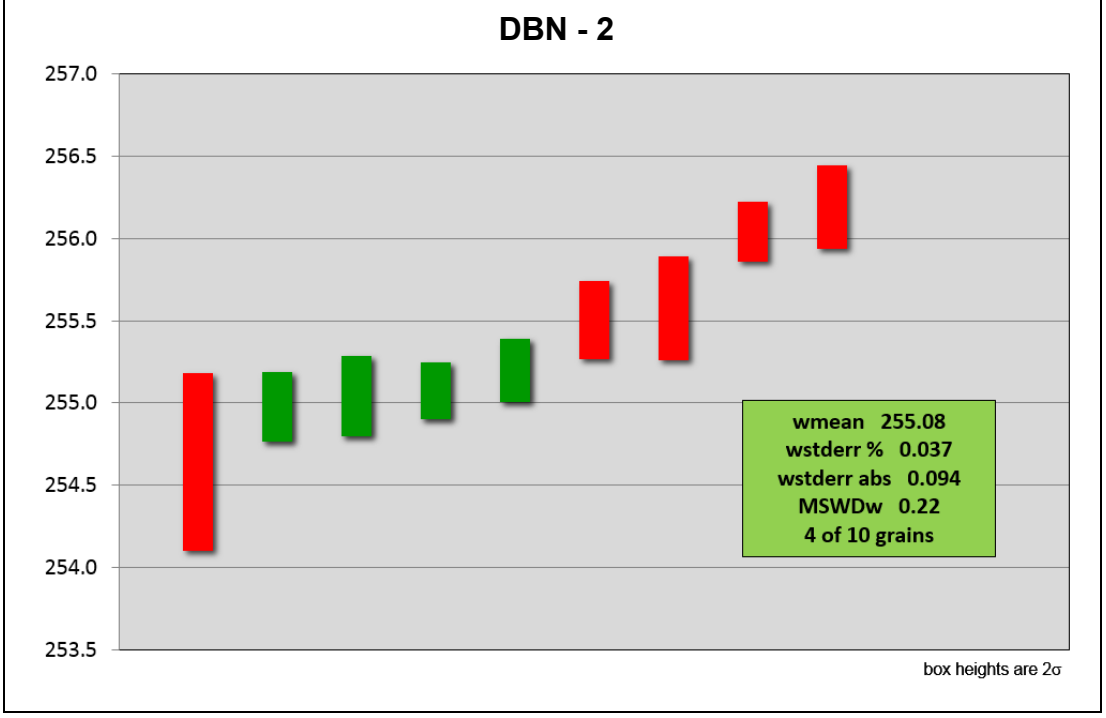

U-Th-Pb isotopic data

Sample (a)	Th/U (b)	Compositional Parameters: $^{206}Pb^*$ x10-13 mol (c)	mol % $^{206}Pb^*$ (c)	Pb^*/Pb_c (c)	Pbc (pg) (c)	$^{206}Pb/^{204}Pb$ (d)	Radiogenic Isotope Ratios: $^{208}Pb/^{206}Pb$ (e)	$^{207}Pb/^{206}Pb$ (e)	% err (f)	$^{207}Pb/^{235}U$ (e)	% err (f)	$^{206}Pb/^{238}U$ (e)	% err (f)	corr. coef.	Isotopic Ages: $^{207}Pb/^{206}Pb$ (g)	± (f)	$^{207}Pb/^{235}U$ (g)	± (f)	$^{206}Pb/^{238}U$ (g)	± (f)
NCM-2																				
BC-05-3	0.769	0.221	89.6%	2.8	2.10	179	0.2424	0.0510	1.3036	0.2834	1.3836	0.0403	0.2161	0.4377	241.08	30.04	253.32	3.10	254.64	0.54
BC-05-6	0.599	0.271	97.4%	11.9	0.59	712	0.1905	0.0515	0.7176	0.2865	0.7773	0.0403	0.0849	0.7304	263.69	16.47	255.83	1.76	254.97	0.21
BC-05-1	0.735	0.272	96.5%	8.9	0.81	524	0.2305	0.0507	0.8020	0.2822	0.8643	0.0404	0.0977	0.6707	228.10	18.53	252.42	1.93	255.04	0.24
BC-05-7	0.772	0.692	97.9%	15.6	1.19	902	0.2440	0.0512	0.4018	0.2847	0.4330	0.0404	0.0679	0.5206	247.58	9.25	254.34	0.97	255.07	0.17
BC-05-2	0.724	0.397	97.9%	14.9	0.71	867	0.2276	0.0509	0.5458	0.2832	0.5901	0.0404	0.0758	0.6263	234.27	12.59	253.15	1.32	255.20	0.19
BC-05-4	0.687	0.349	97.0%	10.4	0.88	619	0.2175	0.0513	0.6446	0.2858	0.6963	0.0404	0.0953	0.5899	252.54	14.83	255.21	1.57	255.50	0.24
BC-05-10	0.554	0.262	94.8%	5.7	1.17	358	0.1748	0.0511	0.8763	0.2846	0.9419	0.0404	0.1267	0.5666	242.49	20.19	254.29	2.12	255.57	0.32
BC-05-5	0.772	0.442	98.2%	17.3	0.68	994	0.2440	0.0512	0.4908	0.2859	0.5315	0.0405	0.0723	0.6084	249.06	11.30	255.35	1.20	256.04	0.18
BC-05-8	0.718	0.280	96.4%	8.6	0.85	513	0.2281	0.0515	0.7936	0.2876	0.8557	0.0405	0.1020	0.6468	261.41	18.22	256.71	1.94	256.19	0.26
BC-05-9	0.863	0.439	97.7%	14.2	0.85	803	0.2705	0.0528	0.4971	0.3906	0.5416	0.0537	0.0961	0.5328	318.72	11.30	334.77	1.54	337.09	0.32

(a) 1,2 etc. are labels for fractions composed of single zircon grains or fragments; all fractions annealed for 48h at 900°C and chemically abraded at 190°C after Mattinson (2005). Fractions in **black** have been used for the weighted mean calculations, red and blue got rejected. For all zircons a 202Pb-205Pb-233U-236U spike denoted DD3 has been used.

(b) Model Th/U ratio calculated from radiogenic $^{208}Pb/^{206}Pb$ ratio and $^{207}Pb/^{235}U$ age.

(c) Pb* and Pb_c represent radiogenic and common Pb, respectively; mol % 206Pb* with respect to radiogenic, blank and initial common Pb.

(d) Measured ratio corrected for spike and fractionation only.

(e) Corrected for fractionation, spike, and common Pb; all non-radiogenic Pb was assumed to be procedural blank with a composition of $^{206}Pb/^{204}Pb = 16.96 \pm 0.35$; $^{207}Pb/^{204}Pb = 14.48 \pm 0.29$; $^{208}Pb/^{204}Pb = 35.03 \pm 0.7$ (all uncertainties 2-sigma) for up to 0.4 pg. Any excess was assumed to be modern day crustal Pb after Stacey and Kramers (1975).

(f) Errors are 2-sigma, propagated using the algorithms of Schmitz and Schoene (2007).

(g) Calculations are based on the decay constants of Jaffey et al. (1971) and a 238U/235U ratio of 137.818 (Hiess et al., 2012). 206Pb/238U and 207Pb/206Pb ages corrected for initial disequilibrium in 230Th/238U using Th/U [magma] = 3.

DMDCK II

Sample Information	DMDCK II (BC-10)
Mineral Separation	ca. 15% zircons
CA conditions	annealing 48h@900°C, leaching 15h@190°C, dissolution 48h@220°C
Age (Ma)	255.65 ± 0.08 based on 3 of 8 grains as youngest most coherent group; reasons for rejection of one age: age not within youngest most coherent group (possible residual lead loss)
Date finished	26 April 2016

Zircons from Min Sep	**selected zircons for annealing**
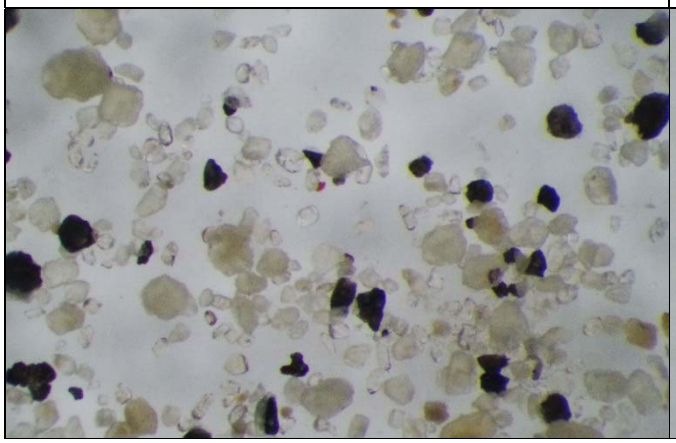	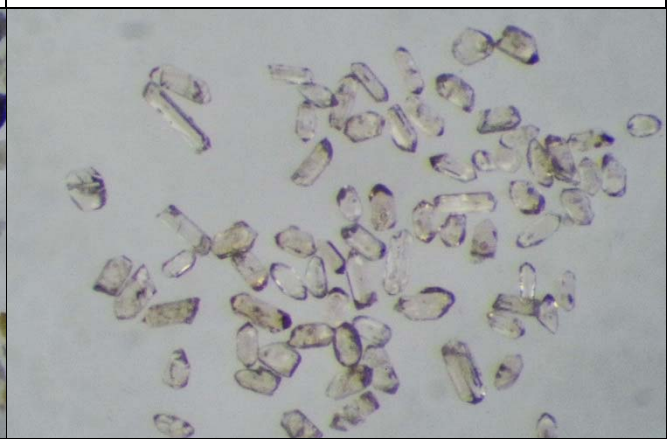

distribution of single zircon ages

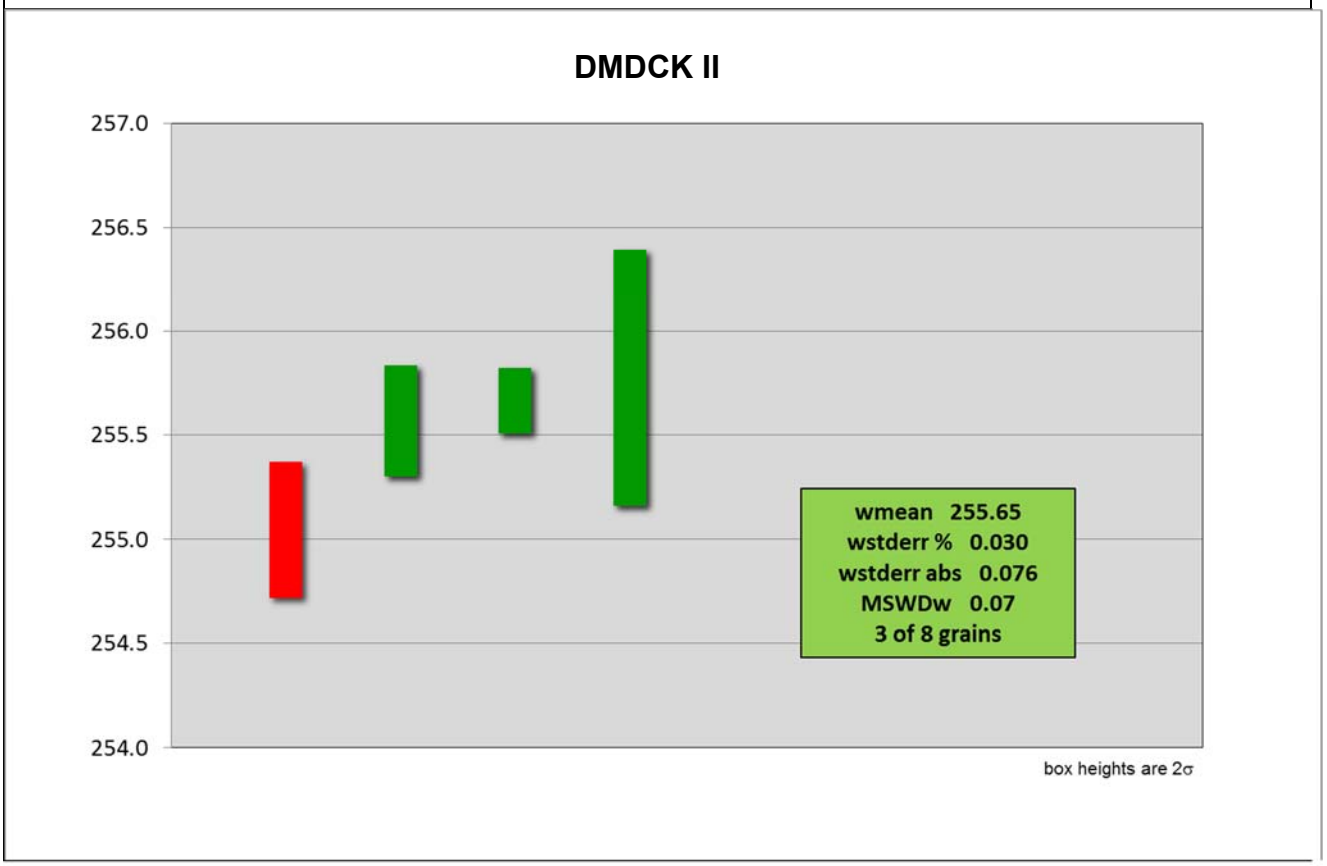

selected zircons for single zircon ID-TIMS				
number	**descriptions**	**pictures**	**ages**	**±**
BC-10-3	long prismatic		255.04	0.33
BC-10-4	elongated prismatic		255.57	0.27
BC-10-1	elongated prismatic		255.66	0.16
BC-10-9	fragment		255.78	0.62
BC-10-2	short prismatic		282.51	0.21
BC-10-6	short prismatic		324.67	0.24
BC-10-8	elongated prismatic, fragment		330.33	0.28
BC-10-7	Elongated fragment		330.34	0.29

U-Th-Pb isotopic data

		Compositional Parameters					Radiogenic Isotope Ratios								Isotopic Ages					
Sample	Th/U	$^{206}Pb^*$ x10-13 mol	mol % $^{206}Pb^*$	Pb^*/Pb_c	Pbc (pg)	$^{206}Pb/^{204}Pb$	$^{208}Pb/^{206}Pb$	$^{207}Pb/^{206}Pb$	% err	$^{207}Pb/^{235}U$	% err	$^{206}Pb/^{238}U$	% err	corr. coef.	$^{207}Pb/^{206}Pb$	±	$^{207}Pb/^{235}U$	±	$^{206}Pb/^{238}U$	±
(a)	(b)	(c)	(c)	(c)	(c)	(d)	(e)	(e)	(f)	(e)	(f)	(e)	(f)		(g)	(f)	(g)	(f)	(g)	(f)
DMDCK II																				
BC-10-3	0.482	0.319	95.2%	6.0	1.33	383	0.1518	0.0510	0.7723	0.2836	0.8306	0.0404	0.1323	0.5050	239.19	17.80	253.50	1.86	255.04	0.33
BC-10-4	0.566	0.283	96.7%	9.2	0.78	565	0.1779	0.0509	0.7463	0.2837	0.8070	0.0404	0.1067	0.6137	235.44	17.22	253.60	1.81	255.57	0.27
BC-10-1	0.492	0.778	98.6%	21.3	0.91	1311	0.1557	0.0513	0.2797	0.2861	0.3057	0.0405	0.0623	0.5014	253.65	6.43	255.47	0.69	255.66	0.16
BC-10-9	0.633	0.561	97.8%	14.3	1.01	856	0.1986	0.0508	0.7191	0.2833	0.8031	0.0405	0.2456	0.4768	230.03	16.61	253.26	1.80	255.78	0.62
BC-10-2	0.367	0.604	96.5%	8.2	1.78	534	0.1164	0.0521	0.4217	0.3220	0.4512	0.0448	0.0765	0.4567	290.75	9.63	283.40	1.12	282.51	0.21
BC-10-6	0.840	0.475	97.5%	13.1	0.99	744	0.2657	0.0530	0.4219	0.3771	0.4583	0.0517	0.0753	0.5457	326.81	9.58	324.93	1.27	324.67	0.24
BC-10-8	0.955	0.303	97.3%	12.3	0.69	680	0.3016	0.0531	0.6473	0.3848	0.7025	0.0526	0.0883	0.6639	331.99	14.68	330.53	1.98	330.33	0.28
BC-10-7	1.094	0.441	98.3%	20.0	0.64	1058	0.3457	0.0531	0.4432	0.3848	0.4861	0.0526	0.0906	0.5457	332.32	10.05	330.58	1.37	330.34	0.29

(a) 1,2 etc. are labels for fractions composed of single zircon grains or fragments; all fractions annealed for 48h at 900°C and chemically abraded at 190°C after Mattinson (2005). Fractions in **black** have been used for the weighted mean calculations, red and blue got rejected. For all zircons a 202Pb-205Pb-233U-236U spike denoted DD3 has been used.

(b) Model Th/U ratio calculated from radiogenic $^{208}Pb/^{206}Pb$ ratio and $^{207}Pb/^{235}U$ age.

(c) Pb* and Pb_c represent radiogenic and common Pb, respectively; mol % 206Pb* with respect to radiogenic, blank and initial common Pb.

(d) Measured ratio corrected for spike and fractionation only.

(e) Corrected for fractionation, spike, and common Pb; all non-radiogenic Pb was assumed to be procedural blank with a composition of $^{206}Pb/^{204}Pb = 16.96 \pm 0.35$; $^{207}Pb/^{204}Pb = 14.48 \pm 0.29$; $^{208}Pb/^{204}Pb = 35.03 \pm 0.7$ (all uncertainties 2-sigma) for up to 0.4 pg. Any excess was assumed to be modern day crustal Pb after Stacey and Kramers (1975).

(f) Errors are 2-sigma, propagated using the algorithms of Schmitz and Schoene (2007).

(g) Calculations are based on the decay constants of Jaffey et al. (1971) and a 238U/235U ratio of 137.818 (Hiess et al., 2012). 206Pb/238U and 207Pb/206Pb ages corrected for initial disequilibrium in 230Th/238U using Th/U [magma] = 3.