


Article

Intelligent Storage Location Allocation with Multiple Objectives for Flood Control Materials

Wei Wang ^{1,2} , Jing Yang ³, Li Huang ^{4,*}, David Proverbs ⁵ and Jianbin Wei ⁶¹ Key Laboratory of Coastal Disaster and Defence of Ministry of Education, Hohai University, Nanjing 210098, China² College of Harbor, Coastal and Offshore Engineering, Hohai University, Nanjing 210098, China³ Business School, Sichuan University, Chengdu 610065, China⁴ School of Public Administration, Hohai University, Nanjing 210098, China⁵ Computing, Engineering and Built Environment at Birmingham City University, Birmingham B4 7XG, UK⁶ Jiangsu Provincial Hydraulic and Flood Control Material Reserve Centre, Nanjing 210000, China

* Correspondence: lily8214@126.com; Tel.: +86-25-83787354

Received: 16 June 2019; Accepted: 18 July 2019; Published: 25 July 2019



Abstract: Intelligent storage is an important element of intelligent logistics and a key development trend in modern warehousing and logistics. Based on the characteristics of flood control materials and their intelligent storage, this study established a flood control material storage location allocation model reflecting the multiple objectives of retrieval efficiency and shelf stability and used a weighting method to transform a multi-objective optimization problem into a single-objective optimization problem. We then used the facilities and equipment planning and storage location allocation in the intelligent storage area for provincial flood control materials at the Zhenjiang warehouse of the Jiangsu water conservancy and flood control material reserve center as a case study. Empirical analysis was performed and used the genetic algorithm and Matrix Laboratory (MATLAB) software to optimize the storage location allocation of provincial flood prevention supplies at this warehouse, and it achieved effective results.

Keywords: flood control materials; intelligent warehousing; location allocation; multi-objective optimization

1. Introduction

While water resources play an important role in human society, the world suffers from all types of natural disasters [1]. In many countries, floods are the most likely natural disaster, and compared with other natural disasters, they are easily predicted and prevented [2]. Therefore, it is very important for flood disaster management departments to formulate scientific and comprehensive plans for flood control. Consequently, government agencies spend massive amounts of money and manpower on flood control and rescue.

Floods are easily predicted, which means that preparations can be made to prevent flooding from actually happening. Developed countries such as England, the United States, Holland, Denmark, Germany, France, Belgium, and Austria have invested significant time and effort into flood control and disaster mitigation research since the 1960s and have achieved significant results in meteorology, hydrology, water conservancy, water quality, topography, the influence of social and economic activities on the prevention of flood damages, the runoff-conflux model of floods and its prediction and analysis, and other fields. During the process, the Wallingford National Institute of England, the Delft Hydraulics Institute, the Danish Hydraulic Institute, (DHI, Hesholm, Denmark), the United States Environmental Protection Agency, (EPA, Washington, DC, USA) and Army Corps of Engineers, (ACE, Washington,

DC, USA), and other research institutes have stood out [3,4]. In the 1970s, the United States proposed flood control that used non-structural measures, which realized flood management through legislation, flood forecasting, flood dispatching, flood detention, flood insurance, floodplain management, and soil and water conservation, developed flood contingency plans and other methods, standardized people's precautions and preparations against heavy rain and flooding, and provided guidance according to actual circumstances so that the losses from floods could be reduced and better social and economic benefits could be achieved. Compared with structural measures, non-structural measures were no longer the focus of flood control; instead, they emphasized the timely and scientific implementation of flood control command and dispatch through the collection, analysis, and processing of relevant flood information. This was done in order to improve the potential capability of the existing flood-fighting structural measures and standardize people's actions against floods and the developmental activities within the floodplain, thus realizing flood control and disaster mitigation [5]. Non-structural measures were important supplements to structural measures.

Among these non-structural measures, flood control material and emergency logistics were important for fighting floods. Flood control material is one of the three major elements of flood control and rescue, including material for preparation, response, and mitigation phases, and the reserve management of flood control materials is the key link in carrying out flood control work and plays an irreplaceable role in national flood control and rescue work. However, flood emergency preparedness lacks logistical insights [6,7], and relevant scholars have already conducted some primary studies. Garrido, Lamas, and Pino (2015) put forward a flood logistics model. The model attempts to optimize emergency supply inventories and vehicle availability [8]. Leeuw, Vis, and Jonkman (2012) developed an emergency logistics framework that supports preventing catastrophic breaches of flood defenses during extreme situations [9]. Alem, Clark, and Moreno (2016) developed a new two-stage stochastic network flow model to determine how to rapidly supply humanitarian aid to victims of floods [10].

Intelligent storage is an important element of intelligent logistics and a key development trend in modern warehousing and logistics. The effectiveness of intelligent storage is chiefly influenced by the storage location allocation, and optimal storage location allocation can enhance the storage space utilization rate, shorten the storage and retrieval distances and times, accelerate the turnover of goods, ensure inventory stability, and increase the operating performance of an intelligent storage system.

The key to effective storage is optimizing the storage location allocation strategies, and scholars have performed in-depth, systematic studies of storage location allocation. Roodbergen et al. analyzed storage location strategies [11] and found that the storage location allocation methods of commercial intelligent storage systems chiefly consist of the following types: fixed storage location assignment [12–15], random storage location assignment [16–18], class-based storage location assignment [19,20], random class-based storage location assignment [21], and shared storage location assignment. Most of these studies assume that a warehouse is initially empty, which is clearly not in accordance with the needs of real projects. Furthermore, even when the studies in the literature consider a warehouse with a non-empty initial state, they perform simulation experiments only involving a single batch of goods entering the warehouse. However, available empty storage locations will be abundant when a single batch of goods is put into storage, and there will thus be considerable freedom when selecting an optimal storage location. Consequently, it is possible that only sub-optimal locations will be left for the next batches of goods entering storage, and the arrangement of the storage locations as a whole will be irrational. Lee et al. proposed similarity coefficients to cluster goods and then assigned goods to storage locations in accordance with the clustering results [15]. As for algorithms, most studies have adopted intelligent optimization algorithms, such as the genetic algorithm [22], the simulated annealing algorithm [23], the tabu search method [24], the data mining-based algorithm [25], and other algorithms [26,27], which can greatly shorten the computing time and enable optimal solutions to be found after relatively few iterations.

The foregoing review reveals that most scholars have constructed intelligent storage systems via a systems engineering approach and synergistically applied technologies, including message

identification, communications technology, automatic control, and intelligent algorithms, in their intelligent storage systems. In particular, many scholars have used mathematical modelling to construct mathematical models of intelligent storage systems and then used simulation experiments to validate the models [28–30]. Furthermore, operation optimization methods are most commonly used in intelligent storage analysis and decision-making [31], and the development of commercial intelligent storage location allocation methods has provided a foundation for research and development (R&D) related to intelligent storage for emergency logistics.

Because emergency supplies tend to be infrequently used, intelligent storage systems are seldom used for emergency supplies, and therefore, there has been little research on storage location allocation in intelligent emergency logistics [32–36]. The emergency supply reserve warehouses of some power agencies have used the Internet of Things to construct intelligent storage systems for their emergency power supplies [37], which has enabled substantial increases in storage automation and storage and retrieval performance, reduced injuries and supply losses, and enhanced the emergency response capabilities.

There has been relatively little research on the application of intelligent storage in emergency logistics, and no research on key intelligent storage technologies for emergency disaster relief supplies has yet been published. Furthermore, because intelligent storage systems have not been used for flood control, there have been few studies concerning this aspect. However, the research on the key intelligent storage technologies that are used in commercial logistics and particularly the research on the storage strategies that are used in intelligent storage systems are already quite mature. However, because of the characteristics of the storage and management of flood control materials, including limited types of supplies, large quantities, low batch numbers, large quantities in a batch, the need for quick retrieval in the event of an emergency, and strong constraints on response times, the findings of the research on the application of intelligent storage systems to commercial logistics are not fully applicable to flood control materials. Therefore, there is an urgent need for research on the practical application of technologies for the intelligent storage of emergency flood control materials.

Based on the characteristics of flood control materials and their intelligent storage, this study established a flood control material storage location allocation model with the multiple objectives of retrieval efficiency and shelf stability and used a weighting method to transform a multi-objective optimization problem into a single-objective optimization problem. The study then optimized the storage location allocation of provincial flood prevention supplies using MATLAB. The optimized allocation can comprehensively improve the support ability, utilization efficiency, technical level, and management level of the flood control material reserve system, reduce the losses and hazards caused by emergencies, and achieve remarkable social and economic benefits.

2. Analysis of the Storage Strategies for the Intelligent Storage of Flood Control Materials

After summarizing the commonly used storage strategies (including fixed location storage, random location storage, class-based storage, class-based random storage, shared storage, and item-location coupling storage) for location assignment, and considering the attributes of flood control materials, we decided to adopt the class-based fixed location storage [1].

Storage strategies constitute the major principles of flood control material storage area planning and must be naturally combined with storage location allocation principles in order to determine a storage operating model. To scientifically and rationally implement the storage of flood control materials, the storage location allocation for such materials must adhere to the following principles:

- (1) Place the most frequently used materials near exits and the less frequently used materials farther away from exits. Because flood control materials do not require speedy storage but require extremely quick retrieval, this paper chiefly considers retrieval efficiency and does not consider storage input efficiency.
- (2) Place heavier materials on lower levels and lighter materials on higher levels.
- (3) Place bulkier materials on lower levels and more compact materials on higher levels.

- (4) Store materials along lanes and ensure that the blockage of individual lanes does not affect the retrieval efficiency.
- (5) Accelerate the turnover by storing and retrieving materials to and from proximate locations.
- (6) With regard to the relationships between materials, store the same types of materials close together. Because closely related materials are typically used together in emergency response actions, store them in adjacent locations as much as possible.

3. Intelligent Storage Location Allocation Model for Flood Control Materials

3.1. Construction of a Multi-Objective Optimization Model

The types of the flood control materials include motor oil, life jackets, tents, boats, portable lights, etc., and the material specifications cover the lengths, widths, heights, and importance of the materials. Here, in order to simplify the problem, a certain number of single-class materials will be grouped as a single standard pallet group based on their size. The combination is the standard pallet group of the material and the length, width, height, and weight of the standard pallet group of the various materials satisfy the shelf restrictions.

The paper takes single-row shelves as the research target, and we establish a multi-layer shelf coordinate system in the optimization module with the starting position of the work vehicle at the exit table as the origin $O(0,0)$, the X-axis is the longitudinal axis direction of the shelf, the Y-axis is the vertical direction of the shelf, each column and each layer of the shelf is one unit in length in the X-axis and Y-axis directions, and the position of the materials is determined as $P(i,j)$.

The main variables and parameters are defined as follows.

We assume that a certain set of shelves in a warehouse has n levels and m rows, and the position of the materials is determined as $P(i,j)$ ($0 \leq i \leq m, 0 \leq j \leq n$).

The flood control materials include r total categories; W_k is the material weight (single standard pallet group weight) of the type- k material ($0 \leq k \leq r$); t_{ij} is the time that is needed for a forklift to transport the goods at the storage location at the i th row and j th level; v_x and v_y are, respectively, the horizontal and vertical operating speeds of the shuttle vehicles or forklifts; L and H are respectively, the length and height of a storage location; p_k is the calling frequency of the materials ($0 \leq k \leq r$), the total number of times the materials are used within a certain period of time, which is equivalent to the number of times that the materials are retrieved divided by the time.

We define the decision variable as x_{ijk} . When the type- k material ($0 \leq k \leq r$) is stored in $P(i,j)$, $x_{ijk} = 1$; otherwise, $x_{ijk} = 0$, where $0 \leq i \leq m, 0 \leq j \leq n, 0 \leq k \leq r$.

Based on the classification of materials, different materials should be stored in different warehouse areas, and storage location allocation must be performed in different warehouse areas. Based on storage location allocation principles, this study constructed the following model.

- (1) In accordance with the principle of lighter materials on top and heavier materials on the bottom, assuming that a certain set of shelves in a warehouse has n levels and m rows, where the level closest to the floor is the first level and the row closest to the exit is the first row, the goal of storage location allocation optimization is to minimize the sum S of the products of the weights of the materials on pallets and the levels on which the materials are located. The first objective function of the shortest optimization objective function is as follows:

$$\min S = \sum_{i=0}^m \sum_{j=0}^n \sum_{k=1}^r W_k x_{ijk} (i-1) \quad (1)$$

- (2) In accordance with the principles of close access and quick turnover, minimizing the sum T of the transport times of the materials in each storage location and minimizing the sum of the products of the usage frequency of each material and the forklift operating time when retrieving the material. The second objective function that optimizes the shelf stability is as follows:

$$\min T = \sum_{i=0}^m \sum_{j=0}^n \sum_{k=1}^r t_{ij} x_{ijk} p_k \quad (2)$$

Based on the weighting method, the weights α and β (where $0 \leq \alpha \leq 1$, $0 \leq \beta \leq 1$, and $\alpha + \beta = 1$) of the fusion model are determined according to the importance of the shortest delivery time and shelf stability. The two objective functions for the shortest delivery time and shelf stability are merged, and the final warehouse optimization multi-objective model is established as follows:

$$\min h = \alpha \sum_{i=0}^m \sum_{j=0}^n \sum_{k=1}^r W_k x_{ijk} (i-1) + \beta \sum_{i=0}^m \sum_{j=0}^n \sum_{k=1}^r t_{ij} x_{ijk} p_k, \text{ s.t. } \begin{cases} \sum_k x_{ijk} = 1 \\ x_{ijk} = 0 \text{ or } 1 \end{cases} \quad (3)$$

3.2. Simplifying the Storage Location Allocation Model

Storage location allocation is a composite multi-objective optimization problem, and multi-objective optimization problems are typically solved in two ways. One way uses a weighting method, a maximum method, a constraint method, or goal programming to quantitatively address the multiple objectives and obtain a unique feasible solution. The second way uses a multi-objective optimization algorithm based on artificial intelligence, such as a multi-objective genetic algorithm, an ant colony optimization algorithm, or a simulated annealing algorithm, to perform the optimization.

In this study, considering the characteristics of a flood control materials warehouse, a weighting method was used to transform the multi-objective problem into a single-objective problem. In view of the equal importance of the two objectives of the shortest delivery time and shelf stability, in this study, the two objectives were both assigned weights of 0.5, which resulted in the following objective function:

$$\min h = 0.5 \sum_{i=0}^m \sum_{j=0}^n \sum_{k=1}^r W_k x_{ijk} (i-1) + 0.5 \sum_{i=0}^m \sum_{j=0}^n \sum_{k=1}^r t_{ij} x_{ijk} p_k \quad (4)$$

Each side is multiplied by 2 to yield the final optimization model for location allocation as follows:

$$\min H = \sum_{i=0}^m \sum_{j=0}^n \sum_{k=1}^r W_k x_{ijk} (i-1) + \sum_{i=0}^m \sum_{j=0}^n \sum_{k=1}^r t_{ij} x_{ijk} p_k, \text{ s.t. } \begin{cases} \sum_k x_{ijk} = 1 \\ x_{ijk} = 0 \text{ or } 1 \end{cases} \quad (5)$$

3.3. Determining the Parameters

3.3.1. Facility and Equipment Status and Their Parameters

In accordance with the distances of shelves from the exit and their lifting heights, an optimal storage location is a location in an intelligent storage system that is at a height within 20% of the storage area that is closest to the floor and within the 20% of the storage area that is closest to the exit. These storage areas have the characteristics of easy storage, short pathways, and low mechanical operating losses. An intelligent storage system is chiefly composed of a material storage and transport system and a warehouse management system. Here, the material storage and transport system comprises shelves, the storage and retrieval entrance/exit, and warehousing equipment.

- (1) Shelves: Multi-level shelves are closely spaced, and individual shelves may function independently. To facilitate this research, this study assumed a single set of shelves with a shelf height of H and length of L . Because the shelves had m rows and n levels, there were $n \times m$ storage locations, and the storage locations had identical specifications, namely, a height of h and a length of l . Thus, $H = n \times h$, and $L = m \times l$.
- (2) Storage and retrieval entrance/exit: The material storage and retrieval system included a shuttle vehicle system and forklift. One storage and retrieval entrance/exit was located outside of each

set of shelves. Because vehicles can typically drive directly into flood control material warehouses for loading or unloading, this study considered only the transport of materials from shelves to a storage and retrieval entrance/exit.

- (3) Warehousing transport equipment: Only one shuttle vehicle was used for single pick-up actions and was responsible for serving one set of shelves. The shuttle vehicle was located at a fixed initial position at the storage and retrieval entrance/exit in the beginning, and the time that is needed for the shuttle vehicle to leave its initial position, complete the placement (retrieval) of goods and return to its initial position was defined as the operation time. The warehousing equipment includes a shuttle car and a forklift. The shuttle car is responsible for the horizontal work. The forklift is responsible for the vertical work and other forklift operations. The working speed of the vehicle includes the maximum idle speed of the shuttle v_{x1} and the maximum speed of the shuttle load v_{x2} . The vehicle's horizontal acceleration is denoted as a_x , the forklift's vertical speed is denoted as v_y , and the forklift's speed is denoted as v_f . Here, we can refer to the forklift's basic operating parameters to calculate the value or use our experience to set the value.

The shuttle's movement consists of its horizontal movement, the shelves, and the use of a forklift to move vertically up and down the shelves. The speed of a loaded shuttle vehicle is different from that of an empty shuttle vehicle. Its linear acceleration rate when starting is identical to the linear deceleration rate when stopping. After the shuttle vehicle reaches its maximum speed, it maintains that speed during its operations. See Table 1 for the warehouse shelving parameters.

Table 1. Warehouse shelf parameters.

Shuttle Vehicle Parameters		Shelf Parameters	Entrance/Exit Platform
Horizontal velocity of the unloaded shuttle vehicle v_{x1}	1.2 m/s	Storage location length: 1.4 m, total of 10 rows	Same height as the first level of shelves
Horizontal velocity of the loaded shuttle vehicle v_{x2}	0.6 m/s		
Horizontal acceleration a_x	0.3 m/s ²		
Forklift vertical velocity v_y	0.3 m/s	Storage location height: 1.5 m, total of three levels	
Grasping velocity v_f	0.5 m/s	Storage location width: 1.2 m	
Grasping operation time t_f	5 s		

3.3.2. Determining the Storage Location Operation Time

In the coordinate system encompassing multiple levels of shelves, the X-axis represents the length of the shelves, and the Y-axis represents the height of the shelves. Goods were stored within storage locations. The time that is needed for the transport system consisting of shuttles and forklifts to move to individual storage locations on the fixed shelves was calculated using kinematics. We constructed a time-minimization model to obtain the amount of time that is needed to access goods at each storage location.

Storage locations were designated using two-dimensional coordinates, where x indicated the row coordinate and y indicated the level coordinate. The origin $O(0, 0)$ was set as the shuttle's initial location on the entrance/exit platform, and the shuttle's movement from O to the storage location $P(i, j)$ and back again completed an operating cycle (see Figure 1).

The horizontal movement distance is calculated as follows:

$$Lx = i \times l \quad (6)$$

The vertical operating distance is calculated as follows:

$$Hy = (j - 1) \times h \quad (7)$$

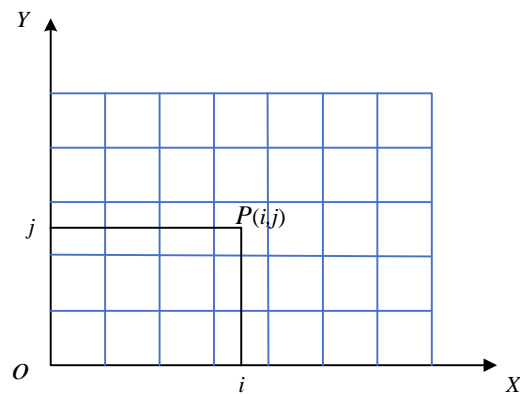


Figure 1. Operating pathway coordinate system.

The horizontal operating times were designated as t_{x1} and t_{x2} , where t_{x1} is the time for the loaded shuttle vehicle to reach the storage location, and t_{x2} is the return time of the loaded shuttle vehicle. The vertical operating time was designated as t_y , and the time-minimization model assumed that the shuttle vehicle accelerated uniformly until reaching the maximum velocity v_{y1} and then continued to move at its maximum velocity. The shuttle vehicle decelerated at a uniform rate after approaching its target storage location. Here, it was also necessary to consider the situations where the shuttle vehicle did not reach its maximum velocity when travelling a short route and where it travelled a sufficiently long route to reach its maximum velocity.

When the horizontal movement distance was too short, the shuttle vehicle could not reach the maximum velocity v_{x1} before it had to decelerate uniformly from its original velocity. When the movement distance was sufficiently long, the shuttle vehicle accelerated until reaching the maximum velocity v_{x1} , then moved at a uniform velocity and finally decelerated at a uniform rate. While the shuttle vehicle moved in the same manner when returning, it was loaded and therefore could not reach the maximum velocity v_{x1} of the unloaded condition. At this time, the maximum velocity that it reached was v_{x2} .

In the vertical direction, the forklift lifted the shuttle vehicle from the entrance/exit platform at a constant velocity of v_y , and the operation time was calculated using the data parameters in Table 1 as follows:

$$t_{x1} = \begin{cases} 2 \times \sqrt{\frac{L_X}{a_x}}, & L_X \leq \frac{v_{x1}^2}{a_x} \\ \frac{v_{x1}}{a_x} + \frac{L_X}{v_{x1}}, & L_X > \frac{v_{x1}^2}{a_x} \end{cases} \quad (x = 1, 2, \dots, m) \quad (8)$$

$$t_{x2} = \begin{cases} 2 \times \sqrt{\frac{L_X}{a_x}}, & L_X \leq \frac{v_{x2}^2}{a_x} \\ \frac{v_{x2}}{a_x} + \frac{L_X}{v_{x2}}, & L_X > \frac{v_{x2}^2}{a_x} \end{cases} \quad (x = 1, 2, \dots, m) \quad (9)$$

$$t_y = \frac{H_y}{v_y}, \quad (y = 1, 2, n) \quad (10)$$

When operating, the shuttle vehicle first moved vertically to the level of the target storage location and then moved horizontally to the appropriate location. The total time needed by the shuttle vehicle for a single operation was therefore calculated as follows:

$$t_{ij} = t_{x1} + t_{x2} + t_y + t_f \quad (11)$$

Taking shelves with three levels and 10 rows as an example, the operation time for the shuttle vehicle to reach each storage location is as shown in Table 2.

Table 2. Storage location operating time.

Level \ Row	1	2	3	4	5	6	7	8	9	10
1	13.7	17.8	21.5	25.0	28.5	32.0	35.5	39.0	42.5	46.0
2	18.7	22.8	26.5	30.0	33.5	37.0	40.5	44.5	47.5	51.0
3	23.7	27.8	31.5	35.0	38.5	42.0	45.5	48.5	52.5	56.0

4. Empirical Analysis

This study empirically analyzed the storage location allocation in the intelligent storage area for flood control materials at the Zhenjiang warehouse of the Jiangsu water conservancy and flood control material reserve center [1].

4.1. Case Warehouse

To emphasize the issues in intelligent storage location allocation with multiple objectives in Chinese flood control material reserve management, a case study was conducted.

The Jiangsu Provincial Hydraulic and Flood Control Material Reserve Centre (HFCMRC) Zhenjiang Warehouse is the only central- and provincial-level flood-fighting material warehouse in Jiangsu Province. It is one of the most representative flood-fighting material reserve warehouses in China. For this reason, this study chose the HFCMRC Zhenjiang Warehouse as the case example.

Interviews, document analyses, and observations were used for the data collection in this case study. A series of face-to-face semi-structured interviews with managers and staff members from the government sector (flood control and food control materials) and the business sector (food control materials) were conducted from September 2017 to August 2018. The inventory, invocation, and warehousing data of Jiangsu provincial flood control materials were provided by HFCMRC and the HFCMRC Zhenjiang Warehouse.

4.2. Retrieval of Materials in Storage

In accordance with the types and quantities of materials that were used at the Jiangsu provincial water conservancy and flood control material reserve center and in line with the warehouse's size and shelving arrangement, we selected five types of supplies: motor oil, life jackets, tents, outboard motors, and powerful handheld flashlights. These supplies are most frequently used, have regular shapes, and can be suitably placed on multi-level shelves. See Table 3 for the specific quantities of these items in storage.

Table 3. Types, specifications, and quantities of materials in storage.

Material	Specifications (Boxes/Bags)	Total Quantity in Centralized Storage
Motor oil	0.4 m × 0.3 m × 0.3 m	200 boxes
Life jackets	0.75 m × 0.45 m × 0.55 m	WYC86-5 type, 22,000 pieces, 91-YB type, 10,000 pieces, total of 1600 boxes
Tents	0.4 m × 0.7 m × 0.2 m	150 pieces
	Poles: length: 2 m, diameter: 0.15 m	-
Outboard motors	0.5 m × 0.7 m × 1.2 m (25 HP)	60 pieces
	0.4 m × 0.7 m × 1.0 m (18 HP)	100 pieces
	0.5 m × 0.8 m × 1.2 m (40 HP)	100 pieces
Handheld flashlights	0.56 m × 0.44 m × 0.35 m	200 pieces, approximately 16 boxes

4.3. Determining of the Intelligent Storage Area Location, Size, and Dimensions

According to the general construction plan of the Zhenjiang warehouse of the Jiangsu water conservancy and flood control material reserve center, the warehouse's storage room has a minimum length and width of 30 m and 18 m, respectively. Because the location of the warehouse has not yet been determined, the warehouse's dimensions were set as 30 m \times 18 m, which provided a total of 540 m². This ensured that the design would be applicable to any storage area in the warehouse.

4.4. Facility Layout and Equipment Types of Intelligent Storage Area

(1) Selection of shelves

There are limited types of stored flood control materials. They have large batch quantities, are often heavy and bulky, are not easily to manually carry, are not frequently used, and must be accessed quickly when needed. In view of these characteristics, we considered the use of pallet racks, drive-in racks, shuttle racks, and cantilever racks.

The specifications of the intelligent shelf storage locations in this study were preliminarily set as 1.5 m \times 1.1 m \times 1.5 m. Table 4 lists the advantages and disadvantage of the various types of shelves and the other equipment required.

Table 4. Shelf types.

Shelf Type	Advantage	Disadvantage	Price
Pallet racks	Economical, convenient to set up and take down	Low storage density, requires many lanes, usually 3–5 levels are used, the height of the shelves must be restricted and must generally be less than 10 m	Low price
Drive-in racks	High storage density	Forklifts must enter shelves, accessing goods may easily damage shelves	Low price
Shuttle racks	High utilization rate, high operating performance, flexible working approach, high safety coefficient	Stored products must be uniform, not suitable for random storage, high initial investment	Relatively high price
Intelligent access warehouse shelves	High utilization rate, quick access	High price, difficult to access goods after power outage or malfunction	High price

From the above types of shelves, pallet racks and drive-in racks must be equipped with forklift shuttle racks, and these warehouses must possess shuttles and forklifts. Intelligent access warehouse shelves also must be equipped with forklifts. Among these types of shelves, the order of space utilization of warehouses from large to small is as follows: intelligent access warehouse shelves, shuttle racks, drive-in racks, and pallet racks. The total valuation of shelves in descending order is as follows: intelligent access warehouse shelves, shuttle racks, drive-in racks, and pallet racks. The price of a shuttle is 100,000 yuan, and a 500 square meter warehouse needs to be equipped with two to three sets. The shelves can be customized. Here, they are specified to be 1.5 m \times 1.1 m \times 1.5 m. The prices of each type of shelf are different, and the price of pallet racks is the lowest. A 500 square meter warehouse needs three to four shuttles. Considering the low utilization rate of the flood control warehouse, we can rent forklifts, which can save costs and avoid idle assets. The price of a forklift is approximately 500,000 yuan. If the decision is made to purchase a forklift, a Linde forklift or Zhejiang Nori forklift is recommended. Furthermore, electric forklifts are economical and environmentally friendly and require narrower lanes compared with diesel forklifts, thereby making electric forklifts more preferable. Their price is between 60,000 yuan and 80,000 yuan.

(2) Selection of pallets

Different countries have different pallet specifications. The most common pallet specification in China is 1200 mm × 1000 mm, which is also one of the most common pallet specifications in Europe. These pallets are low-price, flat, wooden pallets with good durability, which makes them well suited to flood control materials, and they have a price of approximately Renminbi (RMB) 35–60 each.

When pallets are used to store materials, attention should be paid to the reasonableness of the materials that are stored on the pallets. The materials should cover at least 80% of the pallet area, the height of the center of gravity of the stored materials should not exceed two-thirds of the pallet width, and the height of the materials above the pallet should not exceed 1200 mm. In this study, the various types of materials, their quantities, and their stacking arrangements are given in Table 5. The materials in this table were placed on shuttle racks, and generators and towed water pumps were stored on the floor. If more materials are added in the future, they can be placed on shuttle racks and placed at an upper level. Figures 2–6 present the schematic diagrams of the arrangements of the materials.

Table 5. Material types, quantities, and stacking arrangement.

Name		Quantity	Volume Stacked on Pallet	Number of Pallets Needed	Pallet Utilization Rate
Motor oil		200 boxes	1.2 m × 0.9 m × 0.8 m	9	90%
Life jackets		1600 boxes	1.1 m × 0.9 m × 0.75 m	400	82.5%
Handheld flashlights		16 boxes	1.12 m × 0.88 m × 0.7 m	2	82.1%
Tents	150 pieces		0.4 m × 0.7 m × 0.2 m	25	70%
			Poles: length: 2 m, diameter: 0.15 m	15	-
Outboard motors	25 HP *	60 pieces	1.2 m × 1.0 m × 0.7 m	30	100%
	18 HP	100 pieces	1.2 m × 1.0 m × 0.8 m	33	100%
	40 HP	100 pieces	1.2 m × 1.0 m × 0.8 m	50	100%

* HP: horsepower.

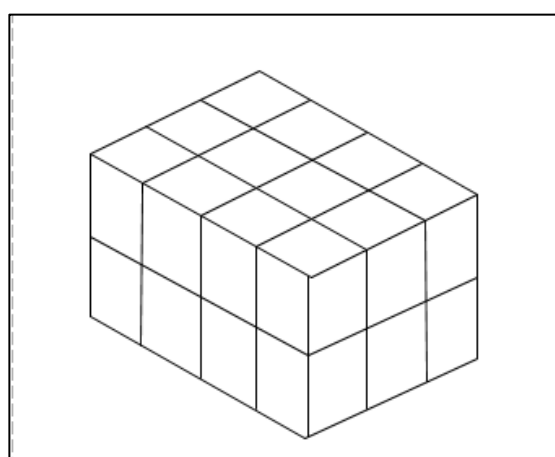


Figure 2. Motor oil stacking model.

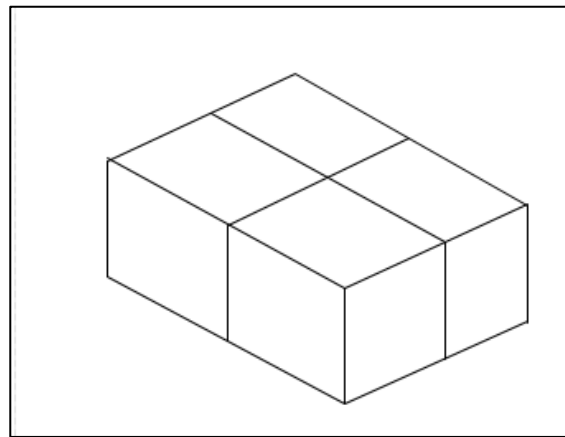


Figure 3. Life jacket stacking model.

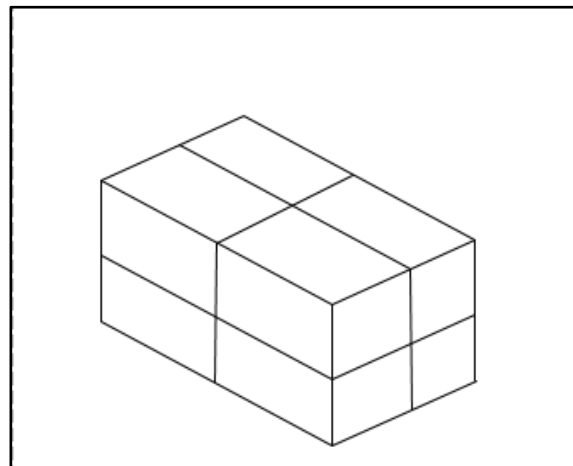


Figure 4. Flashlight stacking model.

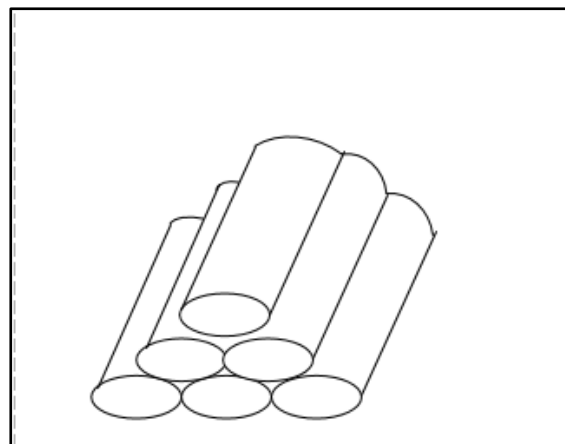


Figure 5. Tent stacking model.

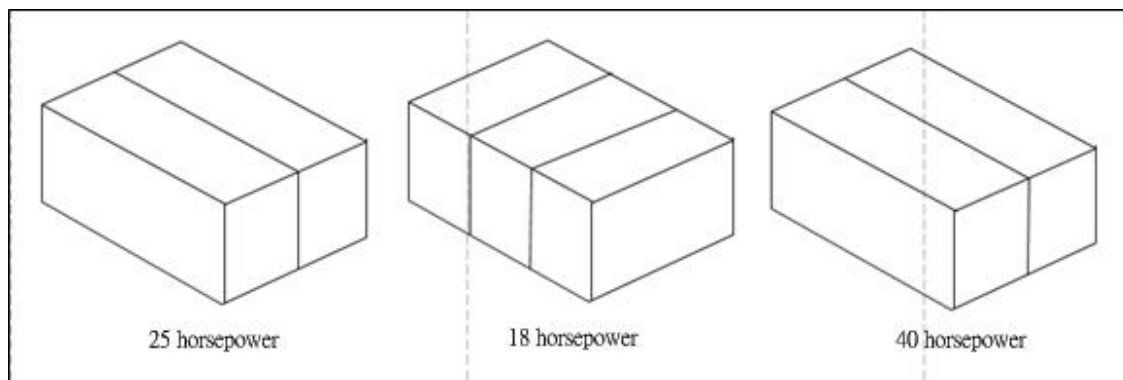


Figure 6. Outboard motor stacking model.

4.5. Storage Location Allocation in the Intelligent Storage Area

We first arranged the warehouse's internal layout (see Figure 7) in accordance with the existing intelligent warehouse area and material storage needs.

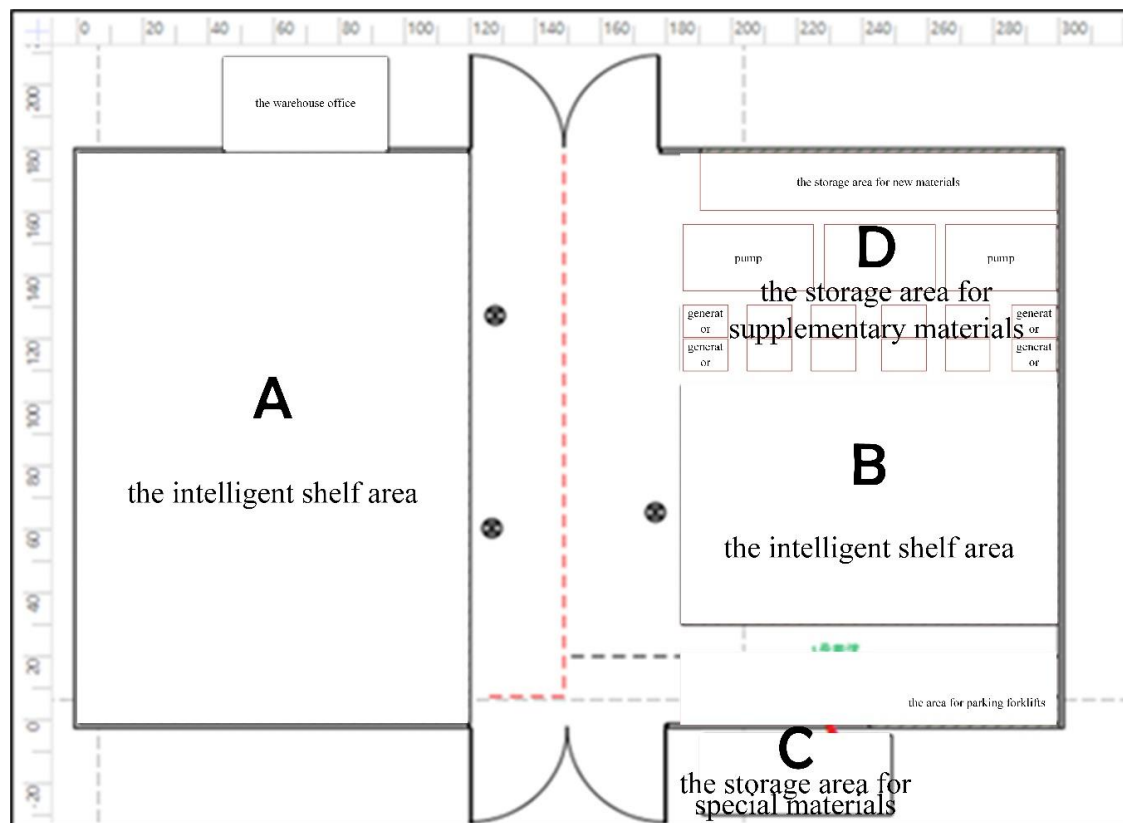


Figure 7. Plan layout.

Compartment A and compartment B are both intelligent shelf areas, and compartment C is for storing special materials, such as tent poles and very small amounts of materials. It is equipped with ordinary shelves and cantilevered shelves. Compartment D is the pending area, which can be used as the storage area for supplementary materials, such as generators, pumps, and other supplies. Compartment A is approximately $11 \times 18 = 198$ square meters, compartment B is approximately $12.1 \times 7.5 = 84$ square meters, compartment C is approximately $12 \times 1 = 12$ square meters, and compartment D is approximately $12 \times 6.5 = 78$ square meters. The blank areas are the lanes. The middle lane is 6 meters wide, and the other lane is approximately 3 meters wide. The upper

part is the entrance, and the bottom is the exit. Temporary sorting areas can be established on both sides of the entrance and exit. If a one-time delivery is sufficient, the upper entrance can be used as a temporary exit to improve the distributional efficiency of flood control materials. In addition, if the warehouse is subject to realistic conditions, the entrances and exits can also be combined together, and the exit can be used as the entrance.

Based on our storage location allocation model and the flood control material warehouse's material use records, we assigned outboard motors, life jackets, tents, motor oil, and flashlights to one category, and generators and towed water pumps to another category. The materials that are suitable for storage in an intelligent warehouse were roughly divided into three areas: Area I contained outboard motors, life jackets, and tents; Area II contained motor oil and flashlights; and Area III contained generators, towed water pumps, and space for other materials that might be stored in the intelligent warehouse in the future. The materials in Area I were the most frequently used and had high inventory levels, the materials in Area II were frequently used but had low inventory levels, and the materials in Area III were moderately used, had low inventory levels, and were very heavy, bulky, and difficult to move.

Therefore, we arranged the storage area in accordance with the material types and quantities and the number of storage locations on the shelves. Type I materials were placed in areas A and B, with life jackets placed in Area A and outboard motors and tents placed in Area B. Type II materials consisted of tents, tent poles, and flashlights. Because of the close relationship between the tents and tent poles, they were placed in Area C. Type III materials consisting of generators and towed water pumps were placed sequentially on the floor in Area D.

After the materials had been placed in these sub-areas in accordance with the storage location allocation principles, the materials could be quickly and precisely located and retrieved from the warehouse, which increased the efficiency and facilitated their inspection, inventory, and maintenance.

Depending on their form, the shelves were classified into two main types. Type 1 consisted of pallet racks, which required many lanes and had a relatively low overall spatial utilization rate. Type 2 consisted of close-packed shelves, including drive-in racks, shuttle racks, and an intelligent 3-D storage area. These shelves required fewer lanes and used relatively little space.

The storage locations on the pallet racks are shown in Figure 8. A total of 90 storage locations were situated on each level in areas A and B, and five levels could be used for the storage of existing materials.

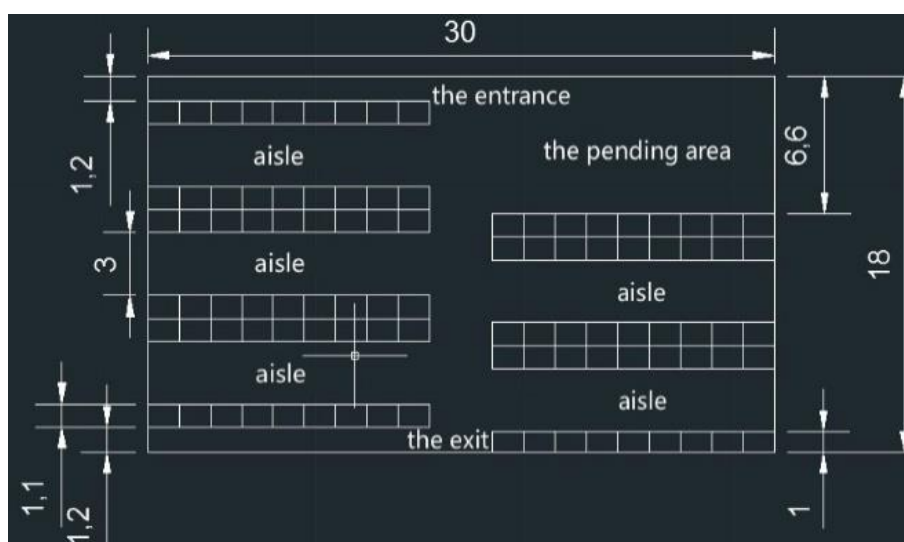


Figure 8. Pallet-type shelf storage locations.

The type 2 close-packed shelves, including drive-in racks, shuttle racks, and intelligent 3-D storage area shelves, could be arranged in the following manner. Objects could be placed horizontally on the shelves, and the main aisles could be used to ensure that the life jackets could be stored and removed

via separate pathways. There were 176 storage locations on each level and four levels of shelves, which resulted in a total of 704 storage locations. See Figure 9 for a plan diagram of the storage locations.

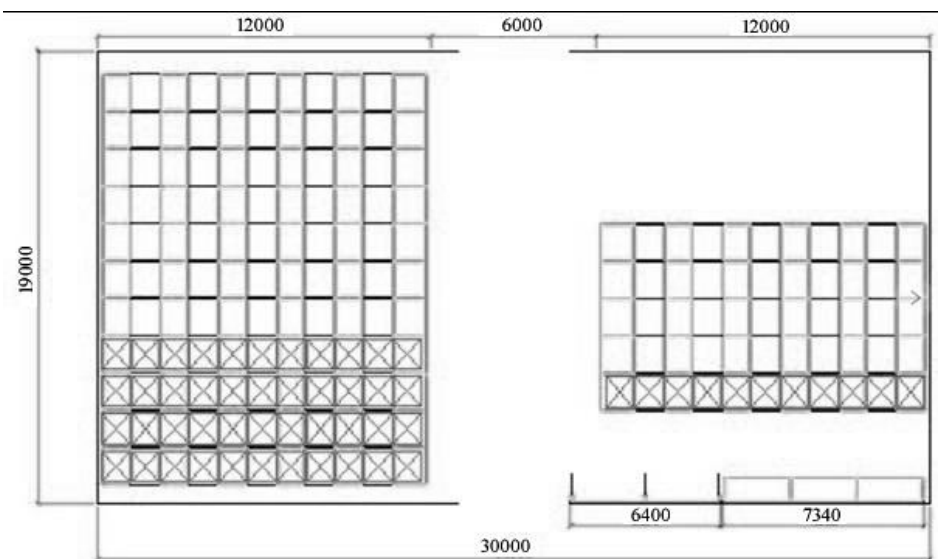


Figure 9. Close-packed shelves.

Area C, which was used for the storage of tents and poles, had an overall volume of $5 \text{ m} \times 1.2 \text{ m} \times 4 \text{ m}$ and a floor area of approximately 12 m^2 . The tent poles were placed on the shelves in bundles of 10 poles. The storage locations were at a vertical distance of 0.5 m from each other, their total height was 3 m, and there were 12 storage locations. The size of the storage locations in the ordinary shelves located on the right was $1.4 \text{ m} \times 1.0 \text{ m} \times 1.5 \text{ m}$. Each level had five storage locations, and there were four levels. These shelves were used for the placement of small items, such as motor oil and flashlights that required convenient access. Area D contained 78 m^2 of empty space that could be used for the storage of additional materials or to meet other needs in the future.

See Table 6 for the material parameters at the Zhenjiang warehouse.

Table 6. Material parameters.

Type of Material	Frequency of Storage and Retrieval (Storage and Retrieval Frequency/Year)	Weight (Kg/Pallet)	Number of Occupied Storage Locations
Life jackets	0.016	32	400
Tents	0.011	180	25
Outboard motors	0.011	220	113
Motor oil	0.011	120	9
Handheld flashlights	0.011	32	2

Our storage location optimization model was programmed using the MATLAB software and yielded an H -function variation curve when run (see Figure 10).

The following conclusions can be derived from the curve in Figure 10. As the number of iterations increases, the objective function value H steadily decreases and reaches a relatively constant value after the number of iterations reaches 170. This indicates that the objective function has basically achieved convergence. The final value was 1.44×10^5 .

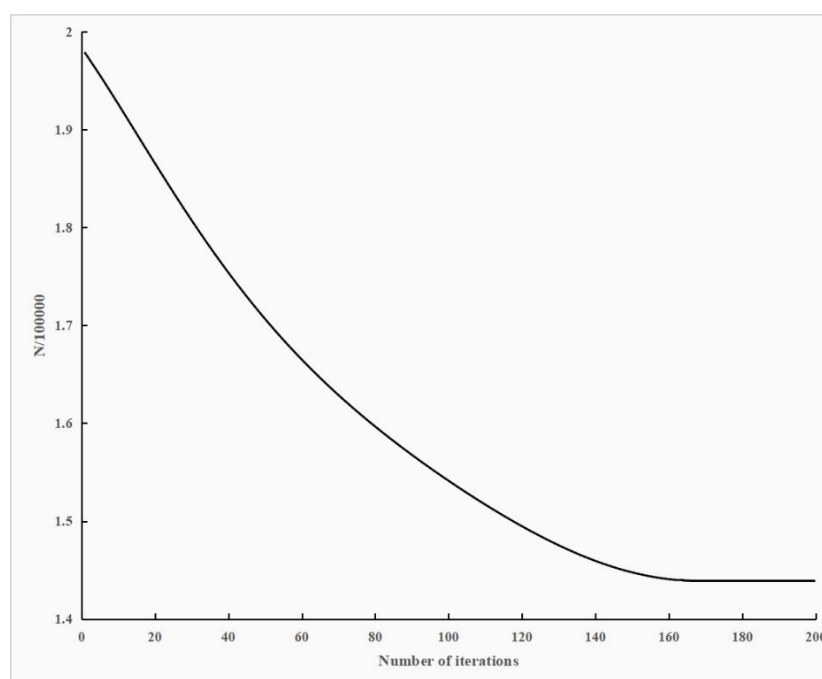


Figure 10. Optimizing process.

The solution that was obtained above optimized the model using the genetic algorithm, and MATLAB yielded the storage location allocation results for the close-packed shelves in different areas at the Zhenjiang intelligent warehouse (see Table 7).

Table 7. Simplified storage location allocation results.

Materials	Storage Location Allocation
Life jackets	Area A, rows 1–11, columns 1–11, levels 1–4
Tents	Area B, rows 1–11, columns 1–3, level 3
Outboard motors	Area B, rows 1–11, columns 1–5, levels 1–2
Motor oil	Area C, level 2
Handheld flashlights	Area C, level 3

5. Conclusions

This paper introduces the intelligent storage of flood control materials in detail, including the storage principles and allocation strategy, and establishes a multi-objective optimization model and a simplified method for the allocation of flood control materials. Based on the optimization strategy obtained from MATLAB, this paper empirically analyses the distribution of storage positions for the provincial flood control materials in the Zhenjiang branch warehouse of Jiangsu Province and obtains some good results. It can provide referential value and recommendations for effectively improving the storage efficiency and management of flood control materials and reducing losses from floods.

Finally, we make the following related contributions.

- (1) We scientifically assess the management of flood control materials. A flood control material classification management system is established. It is based on the attributes, the quantity, the occupied capital, and the frequency of the use of the flood control materials, and manages each material following the principles of scientific classification and a rational layout. It can be used to continuously improve the reserves and management of flood control materials and emergency material supplies.

- (2) We draw on the strengths of the information management of flood control material intelligent warehousing. The flood control material intelligent warehouse can guarantee the full-scale information management and control of water conservation and flood control material storage, while saving the maximum time, manpower, and material costs. In addition, it improves the storage efficiency and management of water conservation and flood control materials, and hence has bright application prospects. Fewer water conservation and flood control materials will be discharged from the warehouse in smaller batches and on larger scales within shorter response times using the Intelligent Warehouse Management System. Here, with the automation technology, the capacity of the flood control material intelligent warehouse can be more than doubled, and the warehouse capacity and utilization can be reinforced to accomplish higher land use efficiency. In addition, the construction of the Intelligent Warehouse Management System provides important support and guarantees for the application of water conservation, flood control, and emergency rescue big data.
- (3) Given that flood control materials are delivered with few varieties in larger quantities and smaller batches and on larger scales, the system is subject to strong out-of-stock timeless and fast response times. The previous studies on intelligent warehouse systems for commercial logistics were not applicable to flood control material storage. Future research should focus on the technical research and practical application of flood control and emergency materials. The key to storage efficiency is optimizing the material allocation and the scheduling of the storage equipment. Further research on the allocation of flood control materials and the scheduling of storage equipment based on intelligent warehousing is urgently needed.

Of course, different types of intelligent warehousing technology and equipment have different characteristics. When applied to other intelligent warehousing technology and equipment, the research in this paper must adjust the model accordingly. In future research, we will further enhance the generality of the model to solve these problems. In addition, we also hope that more emergency logistics, such as drought-proof materials and wind-proof materials, will be included to optimize the location allocation of intelligent storage of integrated emergency materials.

Author Contributions: All authors contributed equally to this work. In particular, W.W. developed the original idea for the study and designed the methodology. W.W. and L.H. revised the manuscript. J.Y. drafted the manuscript. J.Y. and L.H. performed the case study and collected the data. J.W. performed the investigation. D.P. helped analyze the results and further reviewed the literature. All authors have read and approved the final manuscript.

Funding: This work was funded by the Humanities and Social Sciences of Ministry of Education Planning Fund (No. 18YJAZH092); the Jiangsu Water Conservancy Science and Technology Project (Nos. 2017059 and 2018071); Key Laboratory of Coastal Disaster and Defence of Ministry of Education, Hohai University (Nos. 201913); the Fundamental Research Funds for the Central Universities (Nos. 2019B20414); and Sichuan University (No. SKSYL201819).

Acknowledgments: The authors would like to thank all the HFCMRC staff and especially Jianbin Wei, Yi Han and Qingli Hua for their help with the data collection.

Conflicts of Interest: The authors declare no conflict of interest.

References

1. Wang, W.; Huang, L.; Le, W.W.; Zhang, Y.; Ji, P.; Proverbs, D. Research on Class-Based Storage Strategies for Flood Control Materials Based on Grey Clustering. *Water* **2018**, *10*, 1506. [[CrossRef](#)]
2. Chang, M.S.; Tseng, Y.L.; Chen, J.W. A scenario planning approach for the flood emergency logistics preparation problem under uncertainty. *Transp. Res. Part E* **2007**, *43*, 737–754. [[CrossRef](#)]
3. Kates, R.W. *Hazard and Choice Perception in Flood Plain Management*; Department of Geo Research Paper No. 78; University of Chicago Press: Chicago, IL, USA, 1962.
4. Saddagh, M.H.; Abedini, M.J. Enhancing MIKE11 updating kernel and evaluation its performance using numerical experiments. *J. Hydrol. Eng.* **2012**, *17*, 252–261. [[CrossRef](#)]

5. Interagency Floodplain Management Review Committee (IFMRC). *Sharing the Challenge: Floodplain Management into the 21st Century*; US Government Printing Office: Washington, DC, USA, 1994.
6. Wang, W.; Huang, L.; Liang, X.D. On Simulation-based Reliability of Complex Emergency Logistics Network in Post-accident Rescue. *Int. J. Environ. Res. Public Health* **2018**, *15*, 79. [[CrossRef](#)] [[PubMed](#)]
7. Wang, W.; Huang, L.; Guo, Z.H. Optimization of Emergency Material Dispatch from Multiple Depot Locations to Multiple Disaster Sites. *Sustainability* **2017**, *9*, 1978. [[CrossRef](#)]
8. Garrido, R.A.; Lamas, P.; Pino, F.J. A stochastic programming approach for floods emergency logistics. *Transp. Res. Part E Logist. Transp. Rev.* **2015**, *75*, 18–31. [[CrossRef](#)]
9. Leeuw, S.; Vis, I.F.A.; Jonkman, S.N. Exploring logistics aspects of flood emergency measures. *J. Conting. Crisis Manag.* **2012**, *20*, 166–179. [[CrossRef](#)]
10. Alem, D.; Clark, A.; Moreno, A. Stochastic network models for logistics planning in disaster relief. *Eur. J. Oper. Res.* **2016**, *255*, 187–206. [[CrossRef](#)]
11. Roodbergen, K.J.; Vis, I.F.A. A survey of literature on automated storage and retrieval systems. *Eur. J. Oper. Res.* **2009**, *194*, 343–362. [[CrossRef](#)]
12. Chan, F.T.S.; Chan, H.K. Improving the productivity of order picking of a manual-pick and multi-level rack distribution warehouse through the implementation of class-based storage. *Expert Syst. Appl.* **2011**, *38*, 2686–2700. [[CrossRef](#)]
13. Kuo, P.; Krishnamurthy, A.; Malmberg, C.J. Design models for unit load storage and retrieval systems using autonomous vehicle technology and resource conserving storage and dwell point policies. *Appl. Math. Model.* **2007**, *31*, 2332–2346. [[CrossRef](#)]
14. Hausman, W.H.; Schwarz, L.B.; Graves, S.C. Optimal Storage Assignment in Automatic Warehousing Systems. *Manag. Sci.* **1976**, *22*, 629–638. [[CrossRef](#)]
15. Lee, M.K. A storage assignment policy in a man-on-board automated storage/retrieval system. *Int. J. Prod. Res.* **1992**, *30*, 2281–2292. [[CrossRef](#)]
16. Larco, J.A.; Koster, R.D.; Roodbergen, K.J.; Dul, J. Managing warehouse efficiency and worker discomfort through enhanced storage assignment decisions. *Int. J. Prod. Res.* **2016**, *55*, 1–16. [[CrossRef](#)]
17. Tsamis, N.; Giannikas, V.; Mcfarlane, D.; Lu, W.; Strachan, J. Adaptive Storage Location Assignment for Warehouses Using Intelligent Products. *Nat. Commun.* **2015**, *6*, 271–279.
18. Battini, D.; Calzavara, M.; Persona, A.; Sgarbossa, F. Order picking system design: The storage assignment and travel distance estimation (SA&TDE) joint method. *Int. J. Prod. Res.* **2015**, *53*, 1077–1093.
19. Hsieh, S.; Tsai, K.C. A BOM oriented class-based storage assignment in an automated storage/retrieval system. *Int. J. Adv. Manuf. Technol.* **2001**, *17*, 683–691. [[CrossRef](#)]
20. Manzini, R.; Accorsi, R.; Gamberi, M.; Penazzi, S. Modeling class-based storage assignment over life cycle picking patterns. *Int. J. Prod. Econ.* **2015**, *170*, 790–800. [[CrossRef](#)]
21. Thonemann, U.W.; Brandeau, M.L. Optimal storage assignment policies for automated storage and retrieval systems with stochastic demands. *Manag. Sci.* **1998**, *44*, 142–148. [[CrossRef](#)]
22. Pan, C.H.; Shih, P.H.; Wu, M.H.; Lin, J.H. A storage assignment heuristic method based on genetic algorithm for a pick-and-pass warehousing system. *Comput. Ind. Eng.* **2015**, *81*, 1–13. [[CrossRef](#)]
23. Atmaca, E.; Ozturk, A. Defining order picking policy: A storage assignment model and a simulated annealing solution in AS/RS systems. *Appl. Math. Model.* **2013**, *37*, 5069–5079. [[CrossRef](#)]
24. Xie, J.; Mei, Y.; Ernst, A.T.; Li, X.; Song, A. A Bi-Level Optimization Model for Grouping Constrained Storage Location Assignment Problems. *IEEE Trans. Cybern.* **2016**, *48*, 385–398. [[CrossRef](#)]
25. Pang, K.W.; Chan, H.L. Data mining-based algorithm for storage location assignment in a randomised warehouse. *Int. J. Prod. Res.* **2017**, *55*, 4035–4052. [[CrossRef](#)]
26. Zhang, P. The Research of Slotting Distribution and Flexsim Simulation Based on Automatic Storage and Retrieval System. Master's Thesis, Jilin University, Changchun, China, 2017.
27. Li, J.; Moghaddam, M.; Nof, S.Y. Dynamic storage assignment with product affinity and ABC classification—A case study. *Int. J. Adv. Manuf. Technol.* **2016**, *84*, 1–16. [[CrossRef](#)]
28. Choy, K.L.; Ho, G.T.S.; Lee, C.K.H. A RFID-based storage assignment system for enhancing the efficiency of order picking. *J. Intell. Manuf.* **2017**, *28*, 1–19. [[CrossRef](#)]
29. Xiang, X.; Liu, C.; Miao, L. Storage assignment and order batching problem in Kiva mobile fulfilment system. *Eng. Optim.* **2018**, *50*, 1941–1962. [[CrossRef](#)]

30. Accorsi, R.; Baruffaldi, G.; Manzini, R. Picking efficiency and stock safety: A bi-objective storage assignment policy for temperature-sensitive products. *Comput. Ind. Eng.* **2017**, *115*, 240–252. [[CrossRef](#)]
31. Žulj, I.; Glock, C.H.; Grosse, E.H.; Schneider, M. Picker routing and storage-assignment strategies for precedence-constrained order picking. *Comput. Ind. Eng.* **2018**, *123*, 338–347. [[CrossRef](#)]
32. Özdamar, L.; Ekin, E.; Küçükyazici, B. Emergency Logistics Planning in Natural Disasters: Models and Algorithms for Planning and Scheduling Problems. *Ann. Oper. Res.* **2004**, *129*, 217–245. [[CrossRef](#)]
33. Xiang, Y.; Zhuang, J. A medical resource allocation model for serving emergency victims with deteriorating health conditions. *Ann. Oper. Res.* **2016**, *236*, 177–196. [[CrossRef](#)]
34. Wu, X.; Cao, Y.; Xiao, Y.; Guo, J. Finding of urban rainstorm and waterlogging disasters based on microblogging data and the location-routing problem model of urban emergency logistics. *Ann. Oper. Res.* **2018**, 1–32. [[CrossRef](#)]
35. Chang, K.L.; Zhou, H.; Chen, G.J.; Chen, H.Q. Multiobjective location routing problem considering uncertain data after disasters. *Discret. Dyn. Nat. Soc.* **2017**, *3*, 1–7. [[CrossRef](#)]
36. Ahmadi, M.; Seifi, A.; Tootooni, B. A humanitarian logistics model for disaster relief operation considering network failure and standard relief time: A case study on San Francisco district. *Transp. Res. Part E* **2015**, *75*, 145–163. [[CrossRef](#)]
37. Liang, H.H.; Ding, G.M. *Research on Storage Technology of Metrology Automation System for Future Power Grid*; Guangdong Electric Power: Guangzhou, China, 2012; Volume 25, pp. 22–26.



© 2019 by the authors. Licensee MDPI, Basel, Switzerland. This article is an open access article distributed under the terms and conditions of the Creative Commons Attribution (CC BY) license (<http://creativecommons.org/licenses/by/4.0/>).