atmosphere

Supporting Information for

WRF Rainfall Modeling Post-Processing by Adaptive Parameterization of Raindrop Size Distribution: A Case Study on United Kingdom

Qiqi Yang [1], Shuliang Zhang [1,*], Qiang Dai [1,2] and Hanchen Zhuang [1]

[1] Key Laboratory of VGE of Ministry of Education, Nanjing Normal University, Nanjing 210023, China; yangqiqi@nnu.edu.cn (Q.Y.); q.dai@njnu.edu.cn (Q.D.); zhuanghanchen@nnu.edu.cn (H.Z.)
[2] Department of Civil Engineering, University of Bristol, Bristol BS8 1TR, UK
* Correspondence: zhangshuliang@njnu.edu.cn

Contents of this file

Figures S1 to S3

Introduction

Figures S1 to S3 show the spatial distribution of the absolute value of the annual rainfall amount difference between the WRF simulation and rain gauge of different scenarios in 2014, 2015, and 2017.

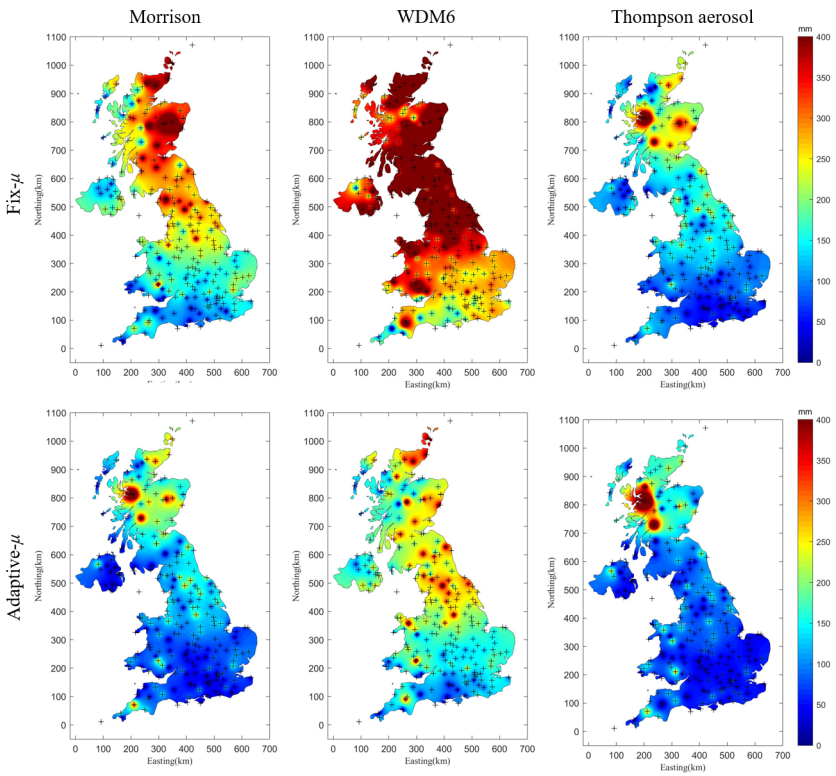

Figure S1. Absolute value of the annual rainfall amount difference between the WRF simulation and rain gauge using fixed-μ and adaptive-μ RSD models of three double-moment schemes in 2014.

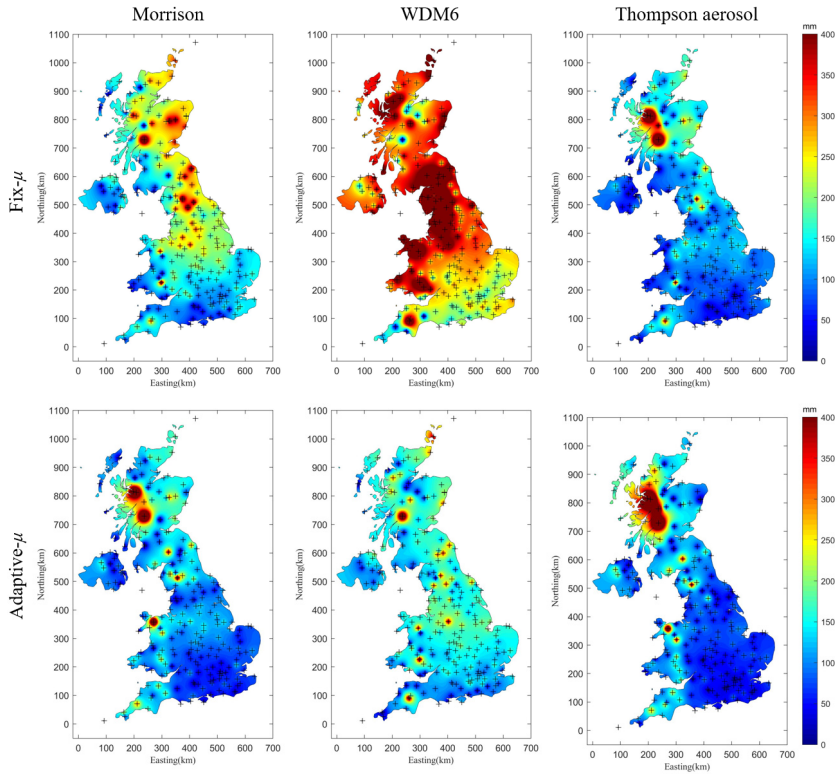

Figure S2. Absolute value of the annual rainfall amount difference between the WRF simulation and rain gauge using fixed-μ and adaptive-μ RSD models of three double-moment schemes in 2015.

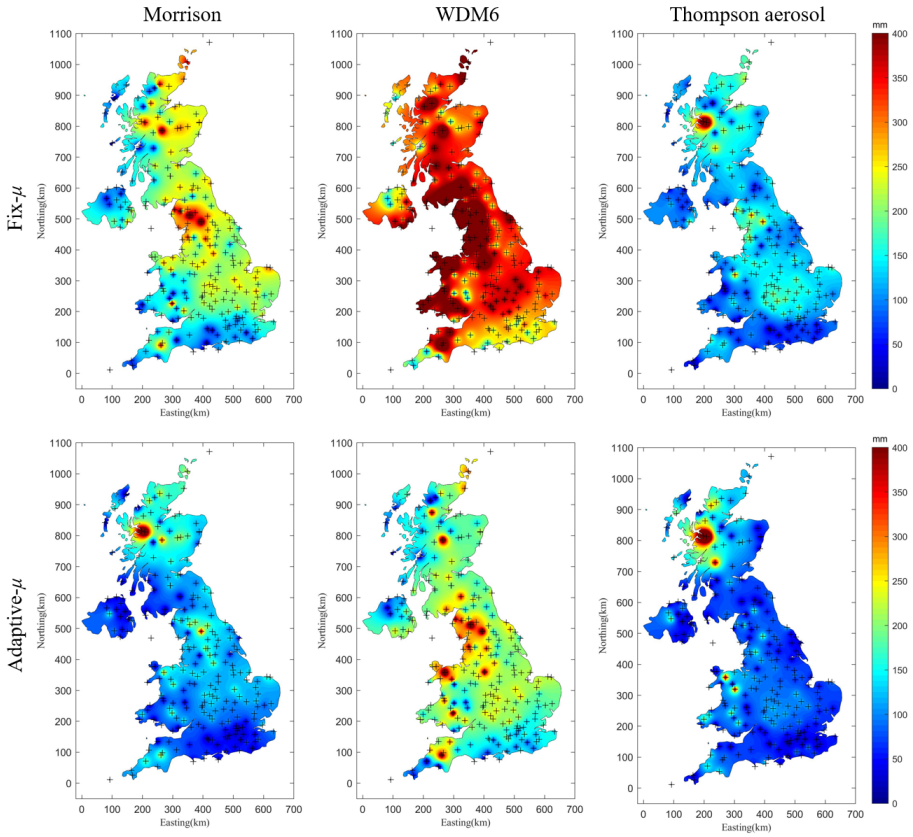

Figure S3. Absolute value of the annual rainfall amount difference between the WRF simulation and rain gauge using fixed-μ and adaptive-μ RSD models of three double-moment schemes in 2017.