Suppl. Fig. S1

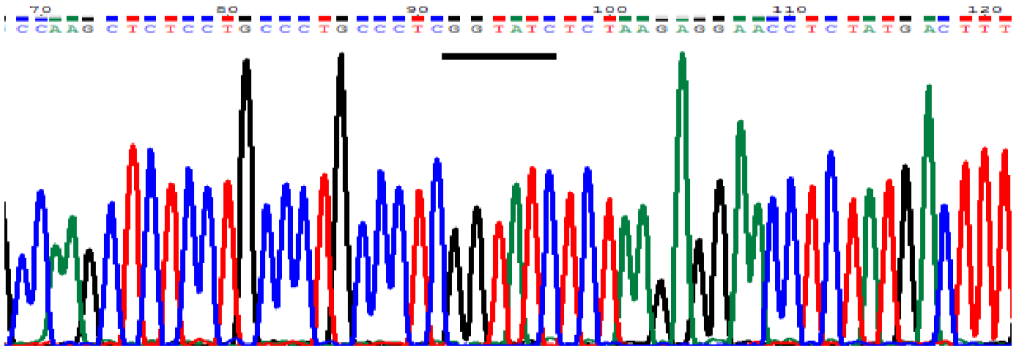

WT sequence

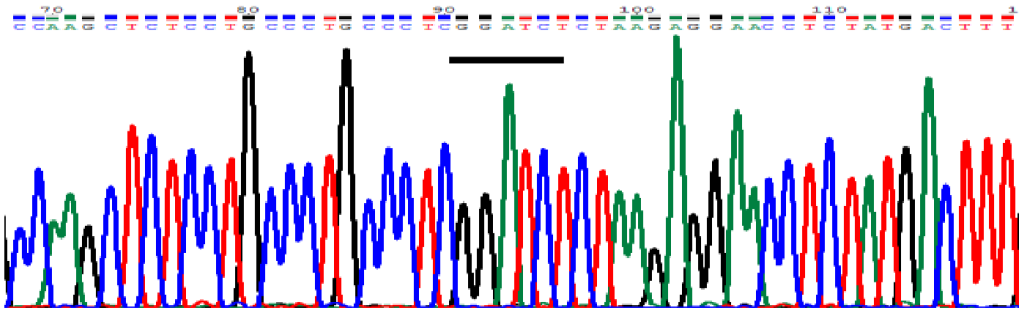

Mutated sequence

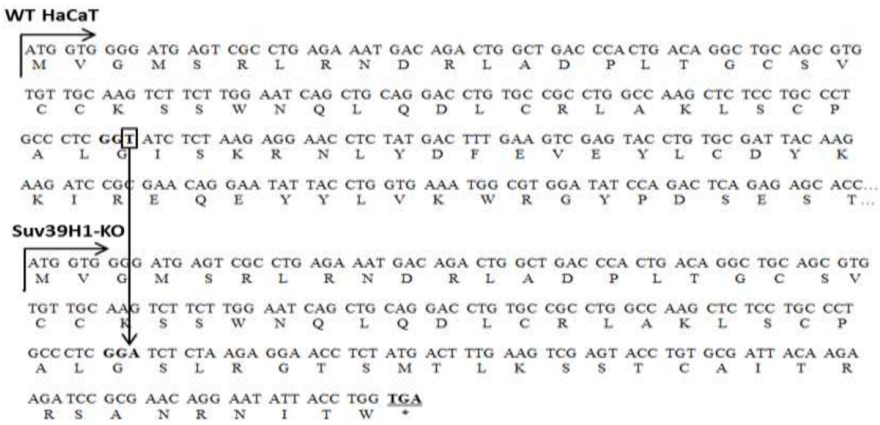

Suppl. Fig. S2

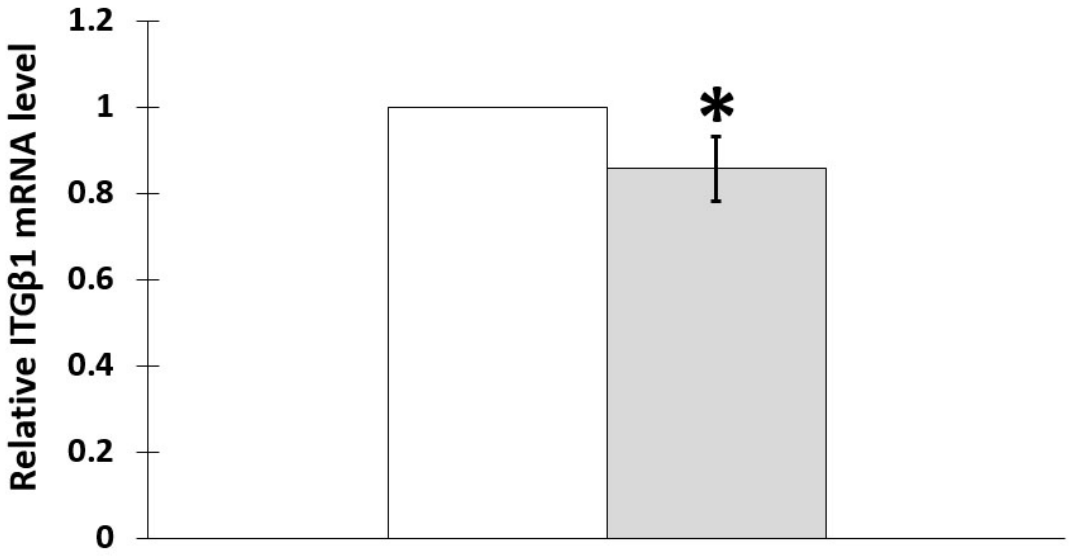

Suppl. Table S1

Gene	Forward primer	Reverse primer
LCE1A	5’- TGCAAGAGTGGCTGAGATGC -3’	5’-AGACAACACAGTTGGTGTCAGG-3’
LCE1B	5’-TGAGCCTAGAAGAACACAA-3’	5’-GAAGGAGAAGGAAGACGG-3’
LCE1C	5’-GAATCCAGGACCGCAAACTG-3’	5’-TGGACCTGTGAGCCTCTCAG-3’
LCE1D/E	5’-TGAATAGCTGAGAGGTTCCAGC-3’	5’-CAGCCATGGATCTGCAGAAG-3’
LCE1F	5’-CCACACCGAAGTGCC-3’	5’-GCTGCAGCAGGAAGAG-3’
FLG	5’-CACAAGATTCTGCGTATCACTCAGG-3’	5’-GCCTTTCAGTGCCCTCAGATTG-3’
LOR	5’-GGAGTTGGAGGTGTTTTCCA-3’	5’-CAAACCTCGGGTAGCATCAT-3’
K10	5’-TGGCCTTGAAACAATCCCTG-3’	5’-AGCGACCTTCTGTTTCTGCC-3’
K14	5’-GAGTGTGGAGCCGACATCAA-3’	5’-GCCTCTCAGGGCATTCATCTC-3’
INV	5’-GGGTGGTTATTTATGTTTGGGTGG-3’	5’-GCCAGGTCCAAGACATTCAAC-3’
DSG1	5’-TCCCATAGTTGATCGAGAGGTCAC-3’	5’-CTGCGTCAGTAGCATTGAGTATC-3’
S100A6	5’-ATGGCATGCCCCCTGGATCA-3’	5’-CAGAGCTTCATTGTAGATCAA-3’
S100A8	5’-CCGAGTGTCCTCAGTATATCAGGAA-3’	5’-ACGCCCATCTTTATCACCAGAAT-3’
SBSN	5’-TCTGCTCTGCGTCCTGATAG-3’	5’- GAAATGAAAGGCACCCAAAA-3’
ITGβ	5’-GAAGGGTTGCCCTCCAGA-3’	5”-GCTTGAGCTTCTCTGCTGTT-3’
18S rRNA	5’-CTCAACACGGGAAACCTCAC-3’	5’-CGCTCCACCAACTAAGAACG-3’