

Supplementary Materials

# A Novel Synthesizing Strategy of 3D CoSe<sub>2</sub> Porous Hollow Flowers For High Performance Lithium–Sulfur Batteries

Wei Xu <sup>1</sup>, Qikai Wu <sup>1</sup>, Zhongmei Che <sup>2</sup>, Bin Fan <sup>1,3</sup>, Dengke Zhao <sup>1</sup>, Shuai Wang <sup>2,\*</sup>, Aixia Han <sup>4</sup>, and Ligui Li <sup>1,3,\*</sup>

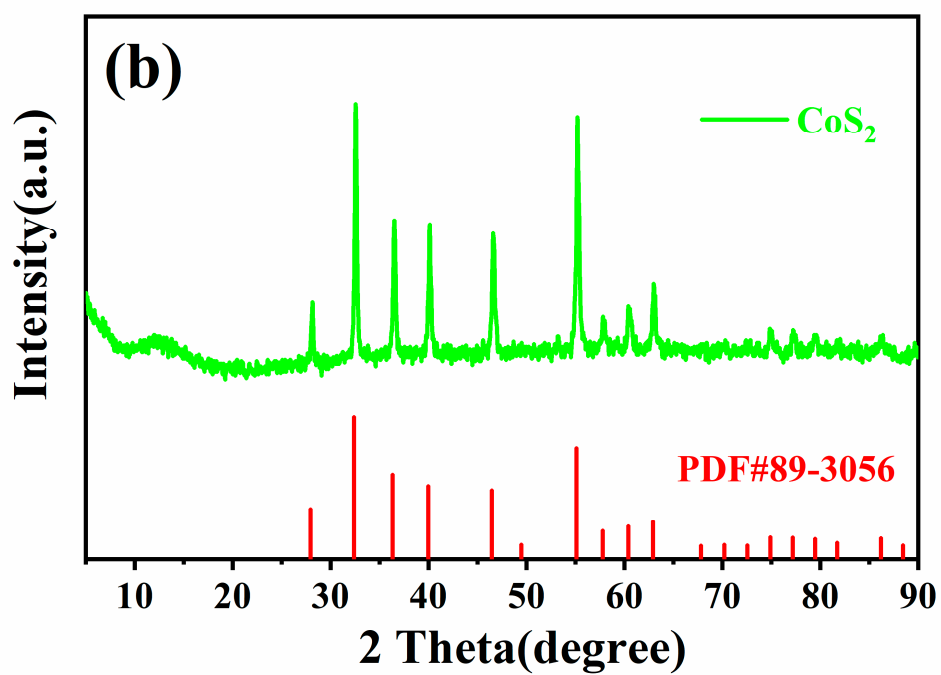
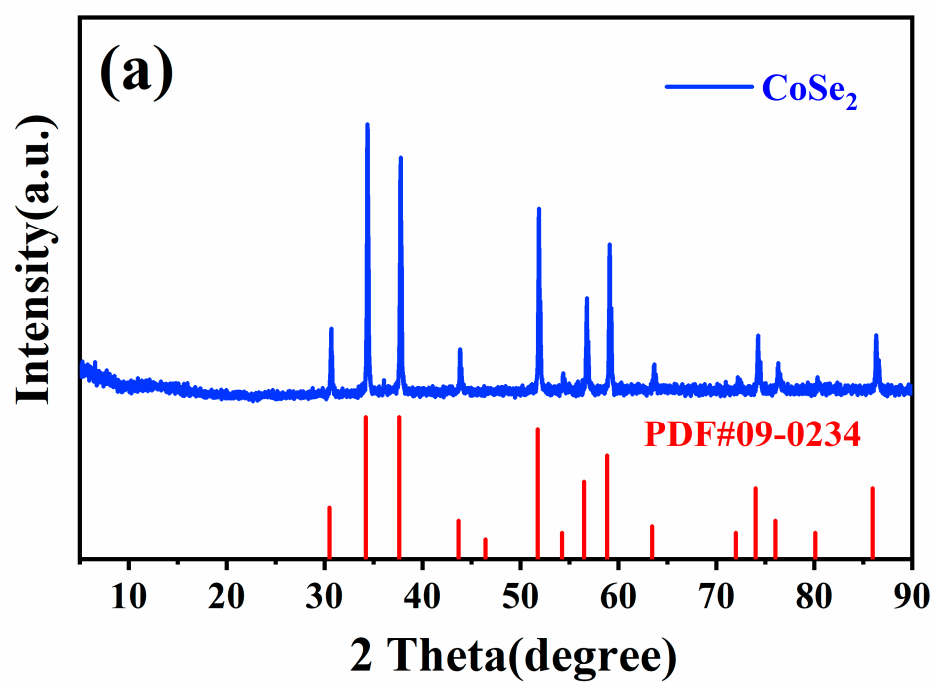
<sup>1</sup> Guangzhou Key Laboratory for Surface Chemistry of Energy Materials, New Energy Research Institute, School of Environment and Energy, South China University of Technology, Guangzhou 510006, China. esweixu@mail.scut.edu.cn (W.X.), 201921045531@mail.scut.edu.cn (Q.W.), 201821035524@mail.scut.edu.cn (B.F.), 201810105181@mail.scut.edu.cn (D.Z.).

<sup>2</sup> Shandong Provincial Key Laboratory of Molecular Engineering, School of Chemistry and Chemical Engineering, Qilu University of Technology (Shandong Academy of Sciences), Jinan 250353, China. cheche1997mm@163.com

<sup>3</sup> Guangdong Provincial Key Laboratory of Advance Energy Storage Materials, South China University of Technology, Guangzhou 510640, China

<sup>4</sup> Chemical Engineering College, Qinghai University, Xining 810016, China. hanaixia@tsinghua.org.cn

\* Correspondence: qlwangshuai@qlu.edu.cn (S.W.); esguili@scut.edu.cn (L.L.)



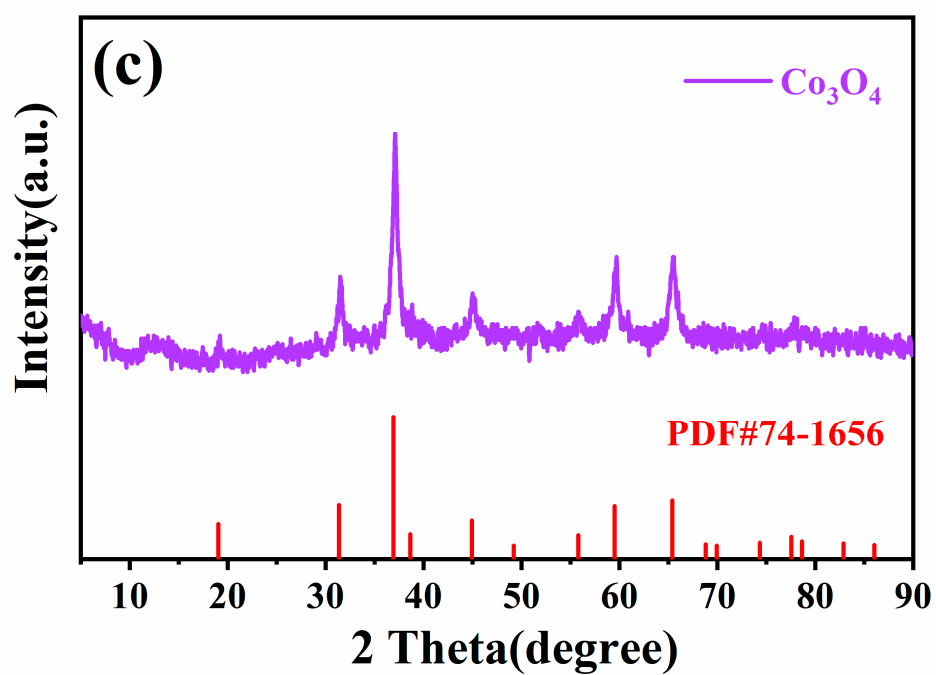


Figure S1. (a) XRD of  $\text{CoSe}_2$ , (b) XRD of  $\text{CoS}_2$ , (c) XRD of  $\text{Co}_3\text{O}_4$ .

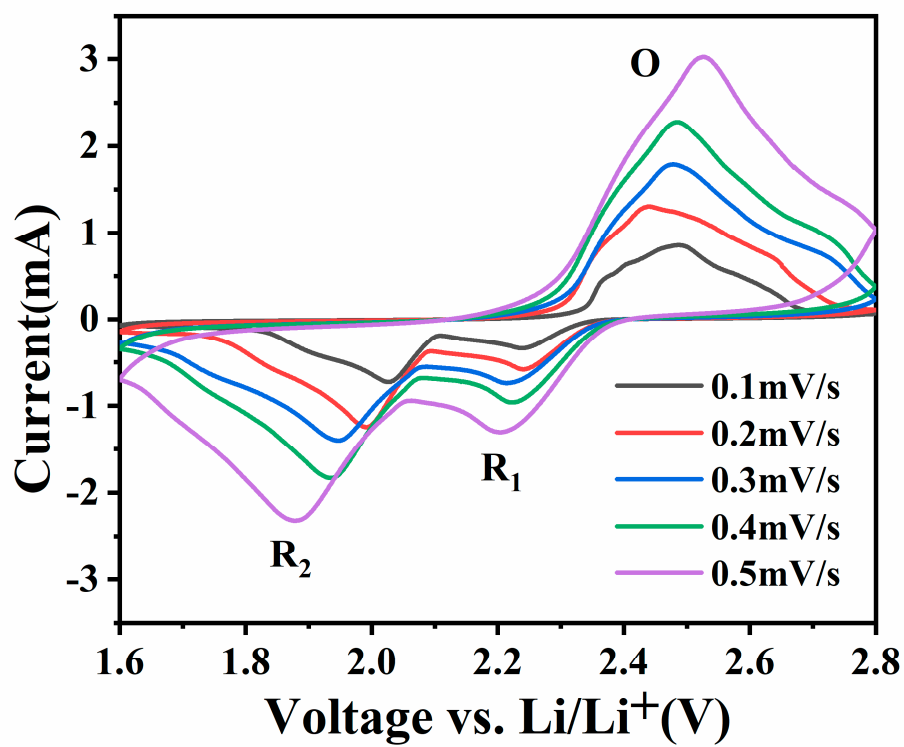


Figure S2. CV curves of  $\text{CoSe}_2$  under different scan rates.



**Copyright:** © 2021 by the authors. Licensee MDPI, Basel, Switzerland. This article is an open access article distributed under the terms and conditions of the Creative Commons Attribution (CC BY) license (<http://creativecommons.org/licenses/by/4.0/>).