

Supplementary materiale

for

H. Bjørkan, M. Rønning, H.J. Venvik, T. Johannessen and A. Holmen: Water-gas shift activity of Pt catalysts prepared by different metods

Content

Figure S1. Schematic presentation of the experimental setup for water-gas shift activity testing

Figure S2. The principle of particle formationin a flame

Figure S3. The setup for flame spray pyrolysis employed at DTU

Figure S4. The principle of spray drying

Figure S5. The Lab-Plant SD-06 Laboratory Spray Dryer

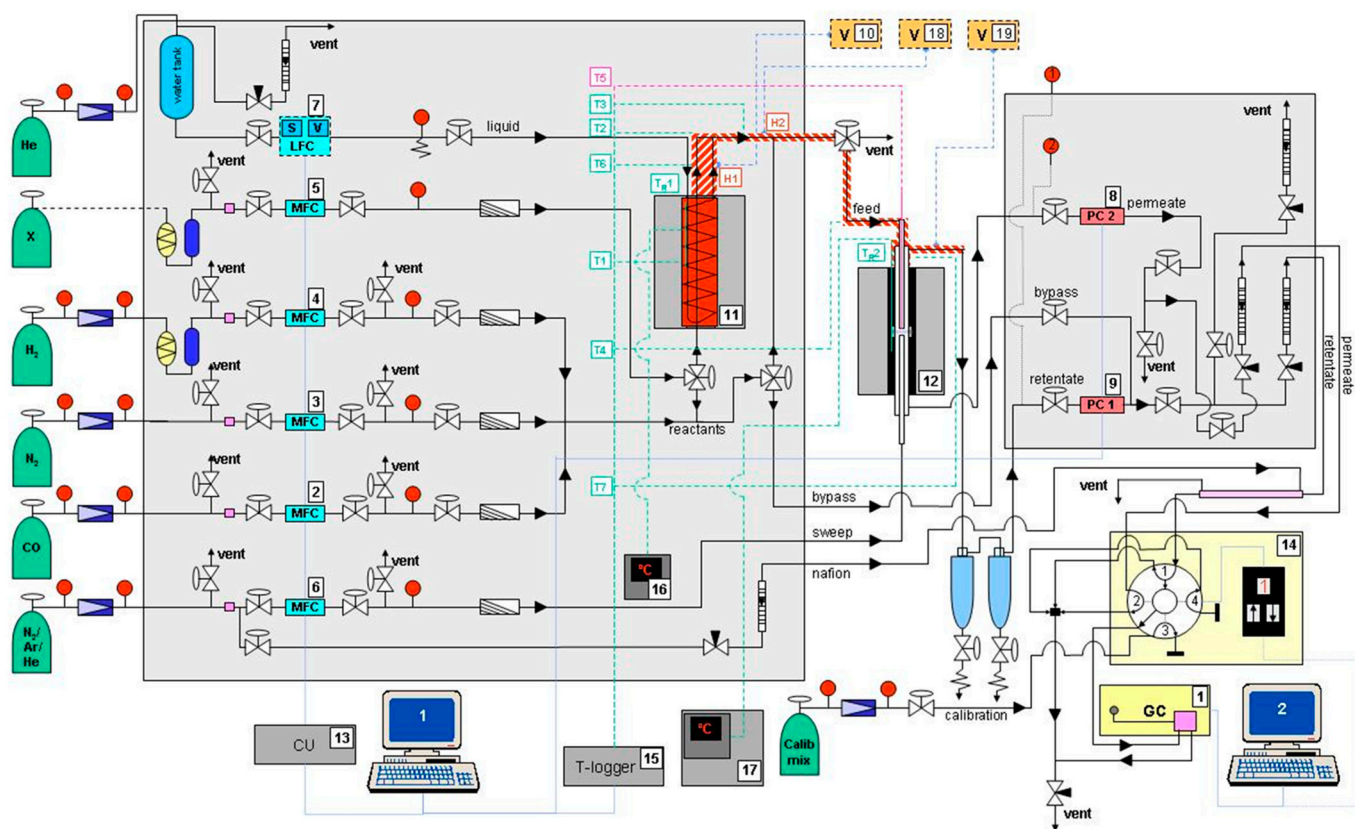


Figure S1. Schematic presentation of the experimental setup used for water-gas shift activity testing

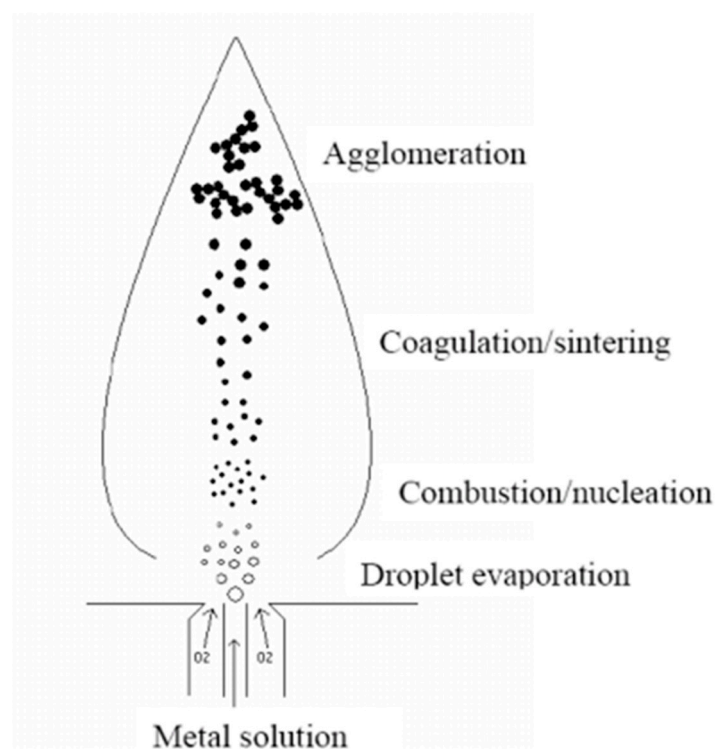


Figure S2. The principle of particle formation in a flame. (Ref.: R.Strobel, W.J. Stark, L. Madler, S.E. Pratsinis, A. Baiker, J. Catal 213 (2003) 294-304)



Figure S3. The setup for flame spray pyrolysis employed at DTU

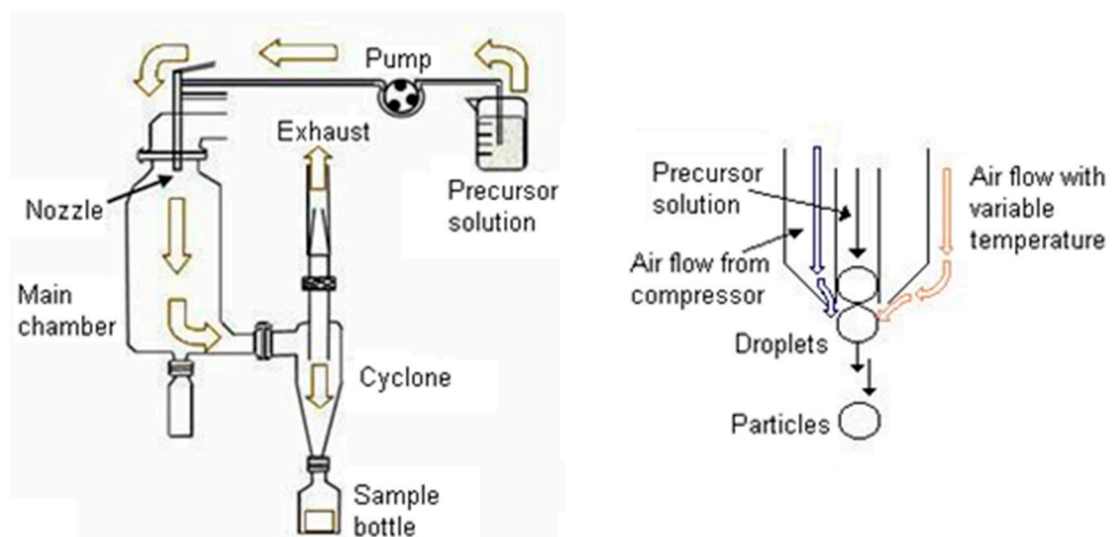


Figure S4. The principle of spray drying (Ref: C. du Fresne vonHohenesche, Ph.D. Thesis, University of Mainz, Germany, 2002)



Figure S5. The Lab-Plant SD-06 Laboratory Spray Dryer