


Article

Does ChatGPT Play a Double-Edged Sword Role in the Field of Higher Education? An In-Depth Exploration of the Factors Affecting Student Performance

Jiangjie Chen ¹ , Ziqing Zhuo ^{1,*} and Jiacheng Lin ²

¹ School of Design, Jiangnan University, Wuxi 214122, China

² Department of Computer Science and Information Engineering, National Taiwan University, Taipei 106319, Taiwan

* Correspondence: 6210309010@stu.jiangnan.edu.cn

Abstract: The application of generative artificial intelligence in the field of education has been receiving increasing attention, with the performance of chatbot ChatGPT being particularly prominent. This study aims to explore in depth the performance impact on higher education students utilizing ChatGPT. To this end, we conducted a survey on 448 university students and employed the partial-least squares (PLS) method of structural equation modeling for data analysis. The results indicate that all eight hypothetical paths posited in this study were supported, and surprisingly, the hypothesis that technology characteristics have a direct effect on performance impact was supported. Moreover, the study found that overall quality is a crucial factor determining performance impact. Overall quality indirectly affects performance impact through task-technology fit, technology characteristics, and compatibility, among which the mediating effect of compatibility is most significant, followed by technology characteristics. This study offers practical recommendations for students on the proper use of ChatGPT during the learning process and assists developers in enhancing the services of the ChatGPT system.

Keywords: generative artificial intelligence; higher education; ChatGPT; overall quality; performance impact



Citation: Chen, J.; Zhuo, Z.; Lin, J. Does ChatGPT Play a Double-Edged Sword Role in the Field of Higher Education? An In-Depth Exploration of the Factors Affecting Student Performance. *Sustainability* **2023**, *15*, 16928. <https://doi.org/10.3390/su152416928>

Academic Editor: Hao-Chiang Koong Lin

Received: 16 November 2023

Revised: 9 December 2023

Accepted: 15 December 2023

Published: 18 December 2023



Copyright: © 2023 by the authors. Licensee MDPI, Basel, Switzerland. This article is an open access article distributed under the terms and conditions of the Creative Commons Attribution (CC BY) license (<https://creativecommons.org/licenses/by/4.0/>).

1. Introduction

At present, technological advancements represented by artificial intelligence (AI) are reshaping the world in various ways [1–3]. Generative artificial intelligence (GAI), an essential branch of AI, focuses on responding to user needs by rapidly generating content such as text, images, videos, and code [4], aiming to develop machines capable of mimicking human reasoning and actions [5]. Currently, GAI has had a profound impact in areas such as tourism [6], medicine [7], and accounting [8], and it has inevitably revolutionized teaching models and learning methods in the field of education [9–12]. Further research indicates that GAI can reform teaching models in management education [13], language education [9], nursing education [14], etc., thus enhancing students' learning experience. Concurrently, the study by Yilmaz and Yilmaz [15] suggests that utilizing GAI systems like ChatGPT in education promotes students' learning processes and outcomes. Furthermore, the GAI system, by analyzing students' learning data and patterns, can provide individualized learning support for each student, which dynamically adjusts the content and difficulty of learning [12], thereby better addressing the evolving educational needs of students and promoting sustainable educational development. It is evident that GAI, as an auxiliary teaching tool, holds significant application value within the educational domain.

ChatGPT, developed by OpenAI, is one of the highly intelligent and intuitive generative artificial intelligence (GAI) systems. During its pre-training phase, it collects and learns from a vast array of data resources including books, articles, and websites [16],

enabling it to nearly naturally comprehend and respond to complex requests [17]. As an AI-driven chatbot, ChatGPT serves as a digital assistant, answering questions, providing explanations, and generating learning materials [18], thereby strongly supporting innovation and development in the field of education [19–21]. For instance, Sánchez-Ruiz, Moll-López [4] explored ChatGPT's potential impact on blended learning methodologies in mathematics education, highlighting its guidance role in students' problem-solving processes; Bitzenbauer [22] demonstrated how to employ ChatGPT in secondary physics education to enhance students' performance through practical examples; Keiper, Fried [23] discussed the diverse applications of ChatGPT in physical education, such as thematic debates, information retrieval, and quiz testing; Wollny, Schneider [24] suggest that ChatGPT can play a "guiding" role in education, directing students' learning growth, aiding in the cultivation of lifelong learning skills, and thereby advancing sustainable educational development; additionally, some studies have affirmed the utility of ChatGPT from an academic writing perspective [25–27]. However, like all new technologies, the application of ChatGPT is a double-edged sword [28], with some scholars expressing skepticism and concern regarding its use in educational settings [29–31]. Nonetheless, the numerous benefits that the application of ChatGPT brings to education are undeniable [18], and it has the potential to become a reliable auxiliary learning tool for teachers and students alike [32].

Although a substantial number of scholars have explored the potential applications and challenges of ChatGPT in the educational field, there remains limited understanding among students, who are one of the main stakeholders in the educational process, regarding their acceptance and usage of this new technology [20]. Furthermore, there is no definitive conclusion about how this technology might affect students' academic performance. Scholars such as Foroughi, Senali [18] conducted an in-depth investigation of the motivating factors for students using ChatGPT through the UTAUT2 model, identifying performance expectancy as one of the key factors. Notably, students' performance impact reflects the completion of their learning tasks, and a higher performance impact can enhance learning efficiency [33], indicating that the tools they are using are positively effective. Research by Butt, Mahmood [34] emphasizes that the higher the overall quality of an online learning system in terms of usability, flexibility, accuracy, and feedback, the more likely students using the system will find it aligned with their values, needs, behaviors, and lifestyles (i.e., having high compatibility), thereby contributing to improved learning performance. Additionally, many scholars have pointed out that the higher the overall quality of a new technology, the more it reflects the users' willingness and mode of use [35,36], and a technology's overall quality can influence its performance impact through mediating factors such as task-technology fit and compatibility [34].

From the aforementioned literature, the role of GAI in education is becoming more and more important. It is clear that the adoption of ChatGPT can offer diverse assistance in the field of education. For the sustainable development of higher education, it is necessary to study the application of GAI systems such as ChatGPT in higher education at this stage and consider the performance impact on students during its usage. However, research related to the effect of using ChatGPT on students' learning performance in education remains notably limited. Therefore, this study emphasizes that defining the specific usage scenarios of ChatGPT by students in higher education, as well as its impact on learning performance, is crucial for understanding the future application trajectory and development prospects of this technology. The aim of this research is to further explore and analyze the various influencing factors when students use ChatGPT as a supplementary learning tool in their educational process. By more accurately assessing the educational value of ChatGPT, this study intends to provide strong empirical support and practical recommendations for its effective utilization and practical implementation within the education field.

2. Theoretical Framework and Research Hypotheses

2.1. ChatGPT in Education

Emerging GAI educational tools have introduced novel opportunities for the digital transformation in the field of education [37] and have become one of the tangible means to enhance the efficacy and sustainability of learning systems [38]. These GAI educational tools seamlessly integrate knowledge from multiple disciplines with various types of technologies. They can learn from data through classification, prediction, and generation, subsequently assisting students in completing tasks, making judgments, and tailoring individualized learning paths based on students' capabilities [39,40]. During this process, GAI educational tools can evaluate the effectiveness of students' learning, such as the creativity demonstrated in artistic activities [41] and the depth of understanding of fundamental chemical concepts [42]. They can help students in identifying and rectifying gaps in their knowledge, laying a robust foundation for subsequent in-depth studies, thus promoting the achievement of sustainable educational development objectives [38].

As one of the popular GAI educational tools, ChatGPT is a large language model designed to respond to users' follow-up questions, admit its mistakes, challenge incorrect premises, and reject inappropriate requests [43]. The responses ChatGPT generates are almost akin to human thinking [44]. With its strong interactivity, high realism, credibility, and creativity, ChatGPT is capable of offering educational support such as personalized instruction, assistance in optimizing writing, language translation, interactive learning, and adaptive learning [45]. Beyond the students, teachers can leverage ChatGPT to some extent to alleviate their workload. Terwiesch [46] demonstrated in an experiment using ChatGPT for exam question design that the task, which usually takes 30 h to complete, can be done in half the time with the help of ChatGPT. Therefore, ChatGPT can make teachers' work more efficient, allowing them more time to focus on curriculum innovation, professional development, and to provide personalized tutoring for students [47]. Students can enhance their learning experience through ChatGPT's personalized tutoring features [48]. The emergence and rapid development of ChatGPT have subtly influenced the existing norms in the field of education, with many educators viewing it as a potential game-changer for future learning methods [18]. However, despite its evident advantages in education, ChatGPT has also brought about various negative impacts and potential risks [49]. For example, some research points to the misuse of ChatGPT in the scientific process, potentially leading to academic misconduct such as fabrication and the spread of false information [19,50,51]. As such, ChatGPT, as an emerging auxiliary tool in the field of education, has become one of the widely discussed and controversial hot topics.

Some studies have noted that the majority of students hold a positive attitude towards using ChatGPT, believing that it can effectively solve problems encountered during learning, thereby enhancing learning efficiency, stimulating interest, and boosting motivation [52–54]. This study identifies four main reasons for this positive perception: First, ChatGPT, as an online platform, allows students to break spatial and temporal constraints, enabling access to learning information and resources at any time and place [16,55]. Second, with its powerful information gathering and processing capabilities, ChatGPT can comprehend students' intentions and quickly provide comprehensive and valid information [16,56,57]. Furthermore, ChatGPT assists students in completing academic tasks such as quiz generation, language translation, text writing, code generation [29,58], and simplifies complex scientific theories and concepts into understandable language, thus enhancing students' comprehension and retention [2]. Lastly, ChatGPT's interactive question-and-answer format offers users an experience akin to human conversation, making it more engaging and interactive [2,5]. Students can receive immediate, personalized feedback in this 'conversational' interaction, enabling them to adapt their learning content on the fly, meet learning needs, and promote the learning process [48].

In summary, this study posits that the benefits of using ChatGPT in the field of education outweigh the drawbacks, significantly enhancing students' learning performance [59]. The overall quality of ChatGPT impacts the performance of student learning through its

technology characteristics, the fit between task and technology, and compatibility with existing systems. Similarly, students' learning performance is influenced by the system's technology characteristics, overall quality, task-technology fit, and compatibility. Therefore, this study will propose a series of research hypotheses, and further validation will be conducted by establishing a hypothetical model, as illustrated in Figure 1. The forthcoming segment will delve into these suggested relationships with greater specificity.

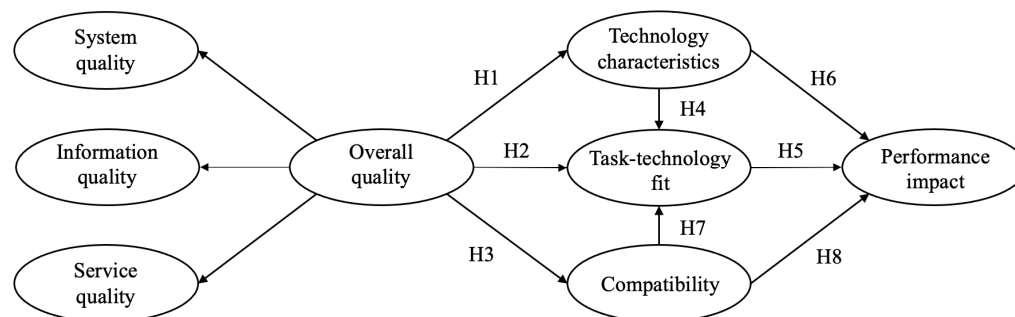


Figure 1. Research model.

2.2. Overall Quality

Undeniably, since its inception, ChatGPT has become one of the hottest information systems in the current market [45]. Overall quality is considered a critical indicator for measuring the success and efficacy of an information system, showing a positive relationship with system usage, and can be utilized to predict actual utilization [34,36,60]. DeLone and McLean [61] initially posited that information quality and system quality were among the dependent variables in the information system success model, individually or collectively impacting system usage and user satisfaction. Later, the model was refined by DeLone and McLean [62], including service quality. Nowadays, overall quality is widely perceived as a second-order structure that encompasses system quality, information quality, and service quality [63–65]. System quality aims to describe aspects such as usability, functionality, flexibility, and interactivity of information systems [36,61,66], as Al-Obthani and Ameen [36] pointed out that improving the system quality of smart government can increase the frequency and duration of its use by employees; information quality is defined as the level of the output content of information systems, such as accuracy, timeliness, organization, and completeness [62,67], as Kim, Wang [65] showed through empirical research that consumers (especially Chinese consumers) attach great importance to the information quality of application systems, and the perception of information quality directly or indirectly affects the use experience; service quality refers to the degree of support the information system offers to users [66], including anytime-anywhere access, provision of multimedia content, and real-time interactive feedback [68].

Previous scholarly research has revealed that overall quality has been employed to explain students' acceptance behavior towards various technologies or information systems in an educational context, exhibiting high explanatory power [63,68–70]. Additionally, studies have found that overall quality can indirectly affect task-technology fit through factors such as compatibility [34,35]. Task-technology fit is a composite of technological characteristics, task characteristics, and individual characteristics [71], where technological characteristics are inherent to the information system, and the remaining two vary with individual differences. It is inferred that overall quality influences technological characteristics and task-technology fit. Moreover, research by Isaac, Aldholay [35] has shown that in higher education, the overall quality of online learning significantly impacts compatibility. Wu and Wang [72] defined compatibility as the degree to which a new technology matches user needs. If the new technology can meet user demands and align with their values, i.e., exhibit high compatibility, it will help to fully unleash its potential [73]. Hence, this study believes that ChatGPT's overall quality has a significant effect on technological char-

acteristics, task–technology fit, and compatibility. Accordingly, the following hypotheses are proposed:

Hypothesis 1 (H1). *Overall quality has a positive impact on technological characteristics.*

Hypothesis 2 (H2). *Overall quality has a positive impact on task–technology fit.*

Hypothesis 3 (H3). *Overall quality has a positive impact on compatibility.*

2.3. Task–Technology Fit

Goodhue and Thompson [71] emphasized the importance of task–technology fit (TTF) in explaining how technology impacts performance. As previously mentioned, task–technology fit represents the alignment between task characteristics, individual characteristics, and technology characteristics. Within this context, technology can be seen as the tool employed by individuals to perform tasks, while the task is broadly defined as the action through which an individual transforms inputs into outputs, with technology aiding in the completion of this task [71]. Al-Emran’s research [74] further points out that if there is a well-matched alignment between a system’s technological features and the students’ learning tasks, it would enhance the students’ acceptance and comfort in using the system.

In the field of education, task–technology fit (TTF) is one of the prevalent theories for assessing online learning performance. Cheng [33], in a study of cloud-based online learning systems based on the TTF model, indicated that technology characteristics typically refer to the ease of access to a technology or system, such as anytime-anywhere access, uninterrupted communication, and convenient sharing and synchronization of materials. Moreover, Cheng’s [33] empirical findings revealed that technology characteristics significantly affect students’ perceived TTF, subsequently governing their learning outcomes.

Additionally, TTF has been found to influence the performance impact of technology or systems across various studies in education, including learning management systems [75], online learning usage within Yemeni higher education [35], and digital libraries [76]. Research by Al-Rahmi, Shamsuddin [77], Alamri, Almaiah [3], Alyoussef [78], and Liu, Yao [79] also demonstrates that TTF has a positive impact on students’ usage behavior. In light of these analyses, this study posits that ChatGPT’s task–technology fit can influence students’ learning performance, and technology characteristics, as an essential variable in the TTF model, will also have an impact on students’ learning outcomes. Therefore, the following hypotheses are proposed:

Hypothesis 4 (H4). *Technology characteristics have a positive impact on task–technology fit.*

Hypothesis 5 (H5). *Task–technology fit has a positive impact on performance impact.*

Hypothesis 6 (H6). *Technology characteristics have a positive impact on performance impact.*

2.4. Compatibility

The original concept of compatibility is defined as “the degree to which an innovation is perceived as being consistent with the existing values, needs, and past experiences of potential adopters” [80], and is often considered one of the fundamental premises for users to adopt new information technology or new information systems [35]. In other words, in the educational field, compatibility refers to learners’ perceptions of the benefits brought by a technology or information system [81], and a high level of compatibility often leads to better adoption [72].

Empirical research by Alamri, Almaiah [3] in the context of social networking applications within higher education has shown a positive correlation between compatibility and task–technology fit. According to a study by Philemon, Chibisa [82], the compatibility of the mathematics application software GeoGebra 5.0 had a significant positive impact

on task–technology fit. Isaac, Aldholay [35] suggested that performance impact refers to the extent to which information systems can improve work quality, i.e., enhancements in students’ academic achievements. Previous research also indicates that compatibility can influence students’ performance impact. For example, Akour, Al-Marooof [81] defined compatibility as being aligned with learning objectives, satisfying student expectations, and fitting student culture, stating that the more positive students’ perceived compatibility, the better their learning performance; in Taiwanese mobile learning, compatibility is an essential determinant of learning performance [83]; in electronic learning systems, compatibility positively moderated the relationship between system usage and learning performance [84]; Arkorful, Barfi [85] defined compatibility as students’ belief that using MOOCs system enhances their academic scores, finding it significantly affected their learning performance. In conclusion, this study posits that compatibility between ChatGPT and students influences both task–technology fit and performance impact. Therefore, the following hypotheses are proposed:

Hypothesis 7 (H7). *Compatibility has a positive impact on task–technology fit.*

Hypothesis 8 (H8). *Compatibility has a positive impact on performance impact.*

3. Methodology

3.1. Research Design and Questionnaire Design

In this study, we adopted well-established scales with high reliability and validity from previous research and the source of scales is shown in Table 1. Based on the recommendations of expert scholars, made appropriate revisions to some measurement items to enhance their scientific rigor. Before formally administering the questionnaire, five pre-test participants who met the criteria of this study were randomly invited to review it. These participants were asked to assess whether they could fully understand all the questions, and all the proposed misunderstandings were discussed with the pre-testers, leading to modifications in the phrasing of the questions for better comprehension. The questionnaire items used in this study were modified from scales validated in previous research and were set in Likert’s 7-point style (with 1 as strongly disagree and 7 as strongly agree). Reverse questions were designed in the questionnaire to check the validity of the respondents’ answers, and the respondents’ focus was assessed through their response times to differentiate valid questionnaires.

Table 1. Questionnaire items.

Construct	Items	Source
System quality	I believe that... SYQ1: ChatGPT is easy to use. SYQ2: ChatGPT is flexible and easy to interact with. SYQ3: My interaction with Chat GPT is clear and easy to understand.	
Information quality	ChatGPT provides... IQ1: The latest knowledge. IQ2: Accurate knowledge. IQ3: Comprehensive knowledge. IQ4: Systematic knowledge.	[35,64]
Service quality	I believe that... SEQ1: ChatGPT has a good feedback speed. SEQ2: ChatGPT is a multi-functional and well-trained language model, which can provide code writing, language translation, text generation and other functions. SEQ3: ChatGPT realizes interactive communication.	
Compatibility	I believe that... CO1: ChatGPT is consistent with my learning values. CO2: ChatGPT adapts to my learning style. CO3: ChatGPT can meet my needs.	

Table 1. *Cont.*

Construct	Items	Source
Technology characteristics	I believe that... TEC1: ChatGPT enables me to acquire knowledge and complete learning tasks anywhere. TEC2: ChatGPT is able to access apps on mobile devices and present knowledge to me in an appropriate way. TEC3: ChatGPT shares the history of PC and mobile phone, so that I can view and learn anytime and anywhere.	[33]
Task–technology fit	I believe that... TTF1: ChatGPT is suitable for helping me complete learning tasks. TTF2: ChatGPT is necessary for my learning task. TTF3: ChatGPT is integrated into all aspects of my learning.	[33,35]
Performance impact	I believe that... PI1: ChatGPT helps me to complete the learning task faster. PI2: ChatGPT has improved my academic efficiency. PI3: ChatGPT helps me to review and eliminate errors in learning tasks. PI4: ChatGPT helps me achieve my future learning goals. PI5: ChatGPT helps me acquire new skills.	[35]

3.2. Data Collection

In this study, a total of 600 questionnaires were distributed in colleges and universities through the online questionnaire platform, and 448 valid questionnaires were collected, with an effective rate of recovery rate of 74.7%. Moreover, this study was conducted in accordance with the guidelines of the Declaration of Helsinki and received ethical approval from the review committee of the Ministry of Social Science, Changshu Institute of Technology. Informed consent was obtained from all participants, and all methods were carried out in accordance with relevant guidelines and regulations. All the respondents were confirmed have the experience of using ChatGPT before filling out the questionnaire. The respondents' demographics illustrated in Table 2. Among the respondents, there are 211 males, accounting for 47.1%, slightly less than females. There are 237 female respondents, accounting for 52.9% of the total number of respondents. The age of respondents is mainly concentrated in the range of 18–22 years old, with a total of 352 people, accounting for 78.6%, in line with the age distribution characteristics of college and university student respondents. Most of the respondents are sophomore or above, who have more experience in learning and relatively more clear expectations about the use of ChatGPT.

Table 2. Descriptive analysis of respondents.

Sample	Category	Number	Percentage (%)
Gender	Male	211	47.1
	Female	237	52.9
Age	18–22	352	78.6
	23–27	96	21.4
Grade	Frosh	43	9.6
	Sophomore	80	17.8
	Junior	141	31.5
	Senior	158	35.3
	Postgraduates	26	5.8

4. Results and Discussion

In this study, the PLS-SEM algorithm in SmartPLS 4 software (version 4.0.9.2) was used, employing the weighted path scheme with a maximum of 3000 iterations and utilizing default initial weights. Additionally, a non-parametric procedure known as bootstrapping was applied, running 5000 samples, in order to determine the statistical significance of the PLS-SEM results.

4.1. Assessment of Measurement Model

In the assessment of the measurement models, construct validity and reliability were rigorously employed. The reliability of all the core variables within this study's measurement scheme was ascertained through the evaluation of Cronbach's alpha coefficients. As shown in Table 3, each individual Cronbach's alpha coefficient in this research ranged from 0.718 to 0.839, surpassing the recommended threshold of 0.7 [86]. Moreover, the composite reliability (CR) values of constructs ranged from 0.841 to 0.888, exceeding the benchmark of 0.7 [87]. Every item in this study demonstrated factor loadings above the recommended value of 0.7. The value for every Average Variance Extracted (AVE) ranged from 0.608 to 0.697, surpassing the suggested threshold of 0.50 [88]. Consequently, all constructs have satisfactorily met the criteria for convergent validity.

Table 3. Descriptive and measurement assessment results.

Constructs	Items	Loadings (>0.7)	α (>0.7)	CR (>0.7)	AVE (>0.5)
System quality	SYQ1	0.796	0.759	0.861	0.675
	SYQ2	0.849			
	SYQ3	0.819			
Information quality	IQ1	0.824	0.832	0.888	0.666
	IQ2	0.771			
	IQ3	0.851			
	IQ4	0.816			
Service quality	SEQ1	0.782	0.737	0.851	0.656
	SEQ2	0.845			
	SEQ3	0.802			
Overall quality (Second-order)	SYQ	0.826	0.783	0.874	0.697
	IQ	0.839			
	SEQ	0.841			
Technology characteristics	TEC1	0.838	0.718	0.841	0.639
	TEC2	0.804			
	TEC3	0.754			
Task–technology fit	TTF1	0.813	0.782	0.873	0.696
	TTF2	0.857			
	TTF3	0.832			
Compatibility	CO1	0.855	0.771	0.868	0.686
	CO2	0.811			
	CO3	0.818			
Performance impact	PI1	0.774	0.839	0.886	0.608
	PI2	0.792			
	PI3	0.775			
	PI4	0.797			
	PI5	0.760			

4.2. Assessment of Structural Model

In the present research, the outer loadings derived from various indicators on the construct surpassed those of every cross-loading with additional constructs. Consequently, the cross-loading criterion can be considered to have met the required standards, as illustrated in Table 4. It is noteworthy that cross-loadings are commonly employed as the preliminary step in assessing the discriminant validity of indicators [89].

Table 4. Discriminant validity: cross loading.

	SYQ	IQ	SEQ	TEC	TTF	CO	PI
SYQ1	0.796	0.370	0.455	0.388	0.342	0.383	0.320
SYQ2	0.849	0.492	0.461	0.373	0.376	0.414	0.400
SYQ3	0.819	0.468	0.437	0.389	0.416	0.379	0.405
IQ1	0.519	0.824	0.458	0.427	0.412	0.483	0.483
IQ2	0.423	0.771	0.395	0.383	0.407	0.460	0.447
IQ3	0.423	0.851	0.438	0.488	0.477	0.522	0.478
IQ4	0.399	0.816	0.498	0.475	0.482	0.525	0.453
SEQ1	0.447	0.397	0.782	0.403	0.358	0.468	0.384
SEQ2	0.439	0.494	0.845	0.511	0.418	0.573	0.511
SEQ3	0.449	0.441	0.802	0.446	0.383	0.485	0.431
TEC1	0.434	0.487	0.480	0.838	0.595	0.595	0.575
TEC2	0.386	0.398	0.472	0.804	0.471	0.497	0.526
TEC3	0.285	0.414	0.389	0.754	0.513	0.449	0.434
TTF1	0.434	0.470	0.518	0.613	0.813	0.582	0.615
TTF2	0.375	0.447	0.339	0.512	0.857	0.547	0.601
TTF3	0.336	0.443	0.325	0.521	0.832	0.492	0.581
CO1	0.383	0.530	0.547	0.530	0.551	0.855	0.583
CO2	0.402	0.495	0.501	0.538	0.534	0.811	0.525
CO3	0.403	0.490	0.516	0.542	0.532	0.818	0.571
PI1	0.393	0.410	0.522	0.532	0.680	0.557	0.774
PI2	0.378	0.410	0.457	0.472	0.535	0.543	0.792
PI3	0.329	0.457	0.412	0.452	0.504	0.509	0.775
PI4	0.330	0.444	0.311	0.474	0.545	0.496	0.797
PI5	0.349	0.506	0.414	0.575	0.516	0.525	0.760

As depicted in Table 5, discriminant validity has been confirmed in accordance with the Fornell–Larcker criterion. The square roots of the average variance extracted (AVEs) on the diagonals were found to exceed those for the correlations among constructs. This typically signifies robust correlations between the constructs and their corresponding indicators, relative to the other constructs within the model [90]. Moreover, the exogenous constructs demonstrated a correlation of less than 0.85 [91], thereby indicating satisfactory discriminant validity [89].

Table 5. Discriminant validity: Fornell–Larcker criterion.

	OQ	TEC	TTF	CO	PI
OQ	0.835				
TEC	0.628 *	0.799			
TTF	0.593 *	0.661 *	0.834		
CO	0.687 *	0.648 *	0.651 *	0.828	
PI	0.630 *	0.645 *	0.719 *	0.676 *	0.780

Note: * The level of significance is 0.05.

Additionally, the Fornell–Larcker criterion and cross-loading criteria have been found to be less reliable in detecting problems related to discriminant validity. Researchers have advocated the use of the Heterotrait–Monotrait (HTMT) ratio of correlations, confirming that this testing approach offers sufficient reliability for model processing [92]. In this research, the HTMT ratio was specifically employed to test discriminant validity, as shown in Table 6. According to Gold, Malhotra [93], if the HTMT value is below 0.90, discriminant validity has been duly established, and the model is deemed reliable for further processing.

Table 6. Discriminant validity: Heterotrait–Monotrait ratio (HTMT).

	OQ	TEC	TTF	CO	PI
OQ					
TEC	0.830				
TTF	0.751	0.874			
CO	0.881	0.864	0.835		
PI	0.772	0.821	0.879	0.838	

4.3. Path Analysis

It can be seen from the research results of Figure 2 that all 8 research hypotheses in this study have been supported. Specifically, overall quality and technology characteristics ($\beta = 0.628$, $p < 0.05$), overall quality and task–technology fit ($\beta = 0.149$, $p < 0.05$), and overall quality and compatibility ($\beta = 0.687$, $p < 0.05$) have significant direct effects, meaning that H1, H2, and H3 were supported. Meanwhile, the relationships between technology characteristics, task–technology fit, and performance impact were significant for H4 ($\beta = 0.366$, $p < 0.05$), H5 ($\beta = 0.406$, $p < 0.05$), and H6 ($\beta = 0.189$, $p < 0.05$). Additionally, the direct impact of compatibility on task–technology fit and performance impact was supported, namely H7 ($\beta = 0.312$, $p < 0.05$) and H8 ($\beta = 0.290$, $p < 0.05$) were supported. On the other hand, all 7 indirect effects in this study were significant, with specific coefficients shown in Table 6, and the mediating effects will be further discussed in the discussion section (Section 4.5). Table 6 indicates that the R^2 and Q^2 values satisfy the relevance of dependent variables, and the R^2 values feature acceptable levels of explanatory power, conforming to a significant model [94]. The R^2 values between the constructs in this study were between 39.4% and 61%, and an R^2 greater than 26% is considered significant. Henseler, Ringle [95] and Hair, Hult [89] emphasized that a Q^2 value greater than zero confirms the model's predictive relevance. The Q^2 values between the constructs in this study were all non-zero, hence the hypothesized model in this study has acceptable predictive relevance. The variance inflation factor (VIF) is broadly utilized to determine the degree of multicollinearity present [96]. Table 7 shows that the VIF values in this study are between 1.000 and 2.219, which are smaller than 5 [89], confirming that there are no issues of collinearity in our estimation model.

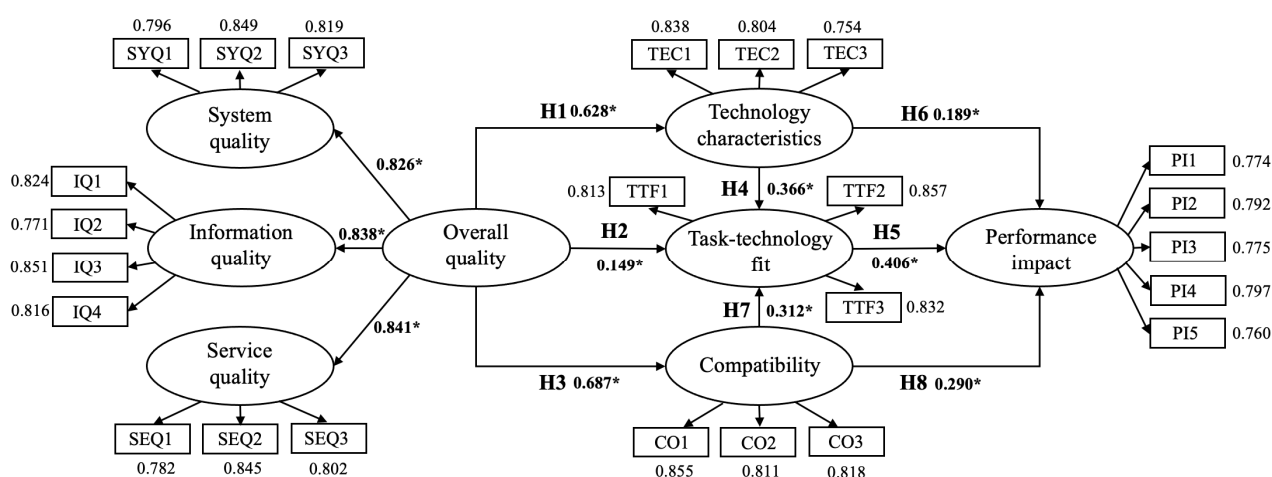
**Figure 2.** Analysis results of hypothesized model.

Table 7. Structural assessment result.

Hypothesis	Path	Std Beta	p-Value	Results	R ²	Q ²	VIF
H1	OQ→TEC	0.628	0.000	Support	0.394	0.246	1.000
H2	OQ→TTF	0.149	0.002	Support	0.533	0.359	2.127
H3	OQ→CO	0.687	0.000	Support	0.472	0.319	1.000
H4	TEC→TTF	0.366	0.000	Support			1.933
H5	OQ→TEC→TTF	0.230	0.000	Support	0.610	0.362	2.093
	TTF→PI	0.406	0.000	Support			
	OQ→TTF→PI	0.060	0.004	Support			
H6	TEC→PI	0.189	0.000	Support			2.079
	TEC→TTF→PI	0.148	0.000	Support			
	OQ→TEC→PI	0.119	0.000	Support			
H7	CO→TTF	0.312	0.000	Support			2.219
	OQ→CO→TTF	0.214	0.000	Support			
H8	CO→PI	0.290	0.000	Support			2.030
	CO→TTF→PI	0.126	0.000	Support			
	OQ→CO→PI	0.199	0.000	Support			

4.4. Importance–Performance Map Analysis

The importance–performance map analysis (IPMA) in SmartPLS compares the total effects (importance) and average latent variable scores (performance) of exogenous constructs with respect to their impact on a target endogenous construct [89]. After ensuring that all indicators were using a metric scale with the same scale direction, and that their weights were positive [97], this study conducted IPMA under all prerequisite conditions, setting performance impact as a target construct, which was predicted by four predecessors (i.e., overall quality; technology characteristics; task–technology fit, and compatibility). Table 8 depicts the IPMA result for the outcome value of performance impact.

Table 8. Results of IPMA.

Latent Constructs	Performance Impact Total Effect (Importance)	Index Values (Performance)
Overall quality	0.558	70.530
Technology characteristics	0.337	69.706
Task–technology fit	0.406	66.822
Compatibility	0.416	68.187

Moreover, based on the IPMA results calculated by SmartPLS, Figure 3 was drawn, representing the performance impact construct priority map. Here, the horizontal axis (on a scale of 1) stands for the average importance score (AIS), while the vertical axis (on a scale of 100) represents the average performance score (APS). As seen from Figure 3, OQ (APS = 70.53), TEC (APS = 69.706), TTF (APS = 66.822), and CO (APS = 68.187) exhibit similar effects in determining performance impact, yet show significant differences in importance (AIS scores of 0.558, 0.337, 0.406, 0.416, respectively). Notably, the overall quality is prominent in both importance and performance regarding performance impact. In other words, overall quality is a crucial factor in determining performance impact. That is to say, factors related to overall quality can enhance students' performance impact in using ChatGPT for learning. Therefore, the focus for improvement should be placed on the system quality, information quality, and service quality within ChatGPT.

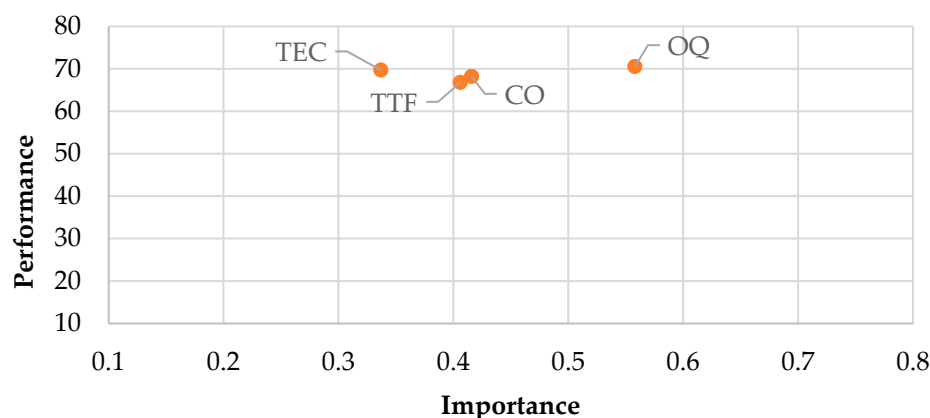


Figure 3. Performance impact construct priority map.

4.5. Discussion

The research results demonstrate that, first and foremost, the overall quality significantly and directly affects technology characteristics, task–technology fit, and compatibility (H1, H2, H3 are supported). Among these, the impact on compatibility is most prominent. This finding indicates that the higher the overall quality of ChatGPT in aspects such as system usability, flexibility, up-to-date information, accuracy, multifunctionality, and timeliness of services, the more likely students are to perceive that ChatGPT aligns with their learning values, methods, and needs. This result is consistent with scholars' research that overall quality has a positive impact on compatibility [35,98]. Moreover, when ChatGPT possesses a high level of system quality, information quality, and service quality, it can better meet students' needs for personalized, convenient, and real-time learning, which in turn may enhance students' learning experience [99], and thereby foster a positive attitude towards learning and the use of ChatGPT for educational purposes [100], laying a solid foundation for the further development of sustainable education. Notably, compared with technology characteristics and compatibility, the influence of overall quality on task–technology fit is weakest. This may be due to the fact that task–technology fit is influenced not only by ChatGPT but also requires thorough consideration of the suitability of the technology provided by ChatGPT for academic tasks [3]. Therefore, as a learning tool assisting students in academic tasks, ChatGPT's overall quality can affect task–technology fit to a certain extent, but it is not sufficient to fully describe task–technology fit.

Secondly, technology characteristics have significant direct effects on task–technology fit and performance impact, and task–technology fit also has a significant direct effect on performance impact (H4, H5 are supported). As previously stated, technology characteristics, being one of the three influencing factors of task–technology fit, directly affect students' perceptions of task–technology fit. This result further validates the research findings of scholars Cheng [33] and Al-Rahmi, Shamsuddin [77]. Additionally, by accessing learning knowledge and reasonably applying ChatGPT across various areas at anytime and anywhere, students' performance impact in using ChatGPT for learning can be effectively enhanced [3], which seamlessly integrates both formal and informal learning contexts, offering technological support for lifelong learning and sustainable education [101].

However, surprisingly, the hypothesis that technology characteristics have a significant direct effect on performance impact was supported (H6 is supported). Previous studies rarely mentioned the validation of this hypothesis, with task–technology fit often mediating the use of technology characteristics, thereby influencing the result of performance impact [76,77,102]. Nevertheless, the rapid emergence and development of new technologies have gradually penetrated the educational field, becoming highly promising learning tools. New technologies, each with unique features for different domains and purposes, allow students to easily access various learning resources and stimulate interest, thereby effectively enhancing the impact on learning performance. Therefore, we should guide students to

use new technologies like ChatGPT correctly, fully utilizing their technology characteristics, fully leveraging their technological features and exploring their positive uses in higher education. For example, utilizing its personalization features to act as our growth mind-set recommender [103], using its conversational capabilities to practice speaking or learning foreign languages [29]. In a sense, this means that ChatGPT's functions such as language editing and translation can break through some of the limitations of material conditions, providing students with a relatively more equitable learning environment and a more sustainable way of learning [104].

Furthermore, compatibility has a positive impact on task–technology fit and performance impact (H7, H8 are supported). Specifically, when students feel that ChatGPT aligns with their learning values, styles, and needs, they consider the use of ChatGPT as essential and beneficial in their learning, enabling them to complete various learning tasks and better integrate into the learning process. This result not only validates the view that compatibility has a positive impact on task–technology fit [3], but also further confirms that if a system is reasonable, flexible, and comprehensive in terms of technology, people usually find it suitable and practical [82]. Moreover, in line with many studies, when ChatGPT has high compatibility, it helps to enhance students' academic achievements, thus improving the performance impact [81,85], promoting the sustainable development of education.

Finally, this study employed the importance–performance map analysis (IPMA) method, and its analysis revealed that overall quality is the core factor affecting performance impact. In other words, by enhancing ChatGPT's overall quality, students' learning performance during use can be significantly improved. Therefore, this study particularly focuses on the indirect relationship between overall quality and performance impact. It is worth emphasizing that overall quality indirectly affects performance impact through task–technology fit, technology characteristics, and compatibility, with compatibility's mediating effect being the most significant, followed by technology characteristics. Compatibility is often regarded as a determining factor of usage in information systems. Whether students are willing to use ChatGPT in learning depends on its compatibility, which positively modulates the relationship between ChatGPT's usage and students' academic achievements [84,85]. This means that ChatGPT, as an auxiliary learning tool, can truly be applied to learning and have a positive impact on learning performance only when it has high overall quality, and students perceive it as highly compatible. Conversely, if ChatGPT does not align with students' learning values, they will be reluctant to incorporate it into the learning process, making its effect on learning performance negligible. Similarly, when ChatGPT's technology characteristics match students' learning tasks, students will recognize its overall quality, considering it a meaningful and valuable learning aid, thus integrating it into the learning process to enhance learning performance [79,105], strengthen learning confidence, stimulate students' active learning and lifelong learning. Additionally, ChatGPT can offer students instant feedback on their learning outcomes, allowing them to swiftly ascertain their strengths and areas for improvement [106]. This facilitates ongoing advancement and supports the achievement of the sustainable development goal in education.

5. Conclusions and Future Studies

Represented by ChatGPT, General Artificial Intelligence (GAI) systems have instigated a paradigm shift in the field of education and provided strong support for the realization of the sustainable development goal of education. This study aims to investigate the performance impact of students using ChatGPT in higher education and employs Partial Least Squares (PLS) to validate the positive impact of technology characteristics, task–technology fit, and compatibility on performance impact. Simultaneously, overall quality exerts a positive influence on technology characteristics, task–technology fit, and compatibility. Furthermore, the results from the importance–performance map analysis (IPMA) of this study reveal that ChatGPT's overall quality is a key determinant of performance impact. This research emphasizes the importance of meeting students' individualized learning needs and advocates for continuous optimization and customization of features such as

personalized tutoring, diversified outputs and dynamically adjusted learning content to promote the progress of achieving the sustainable development goals of education; to strengthen the system's technology characteristics and better adapt to various students' learning styles and abilities. Additionally, timely learning feedback should be provided to enhance the task–technology fit between ChatGPT and students, as well as students' perception of compatibility, thereby improving learning performance. The findings of this study aim to provide guidance to students on how to use ChatGPT correctly and offer directions to developers to enhance the ChatGPT system services, optimizing students' performance impact during their learning process.

However, this study does have certain limitations. Firstly, the frequency with which students use ChatGPT could have a mediating effect on learning performance, a factor that warrants further in-depth investigation. Secondly, differences among students from various academic disciplines and gender disparities may also be influencing factors. Future research could aim to further refine the understanding and appreciation of ChatGPT's application in higher education. This study believes that the use of ChatGPT in higher education is still an emerging research area and holds the potential to bring about more innovation and transformation in higher education, so as to continuously promote the sustainable development of education, society, and even the economy.

Author Contributions: Conceptualization, J.C.; methodology, J.C.; software, J.C.; validation, J.C. and Z.Z.; formal analysis, J.C.; investigation, J.L.; resources, J.L.; data curation, J.C.; writing—original draft preparation, J.C.; writing—review and editing, Z.Z.; visualization, J.C.; supervision, Z.Z.; project administration, J.L. All authors have read and agreed to the published version of the manuscript.

Funding: This research received no external funding.

Institutional Review Board Statement: This study does not involve disease treatment or patients, nor does it involve subjects who can be identified.

Informed Consent Statement: Informed consent was obtained from all subjects involved in the study.

Data Availability Statement: The data that support the findings of this study are available from the corresponding author upon reasonable request.

Acknowledgments: We also thank the anonymous reviewers who provided valuable comments on the manuscript.

Conflicts of Interest: The authors declare no conflict of interest.

References

1. Dwivedi, Y.K.; Hughes, L.; Ismagilova, E.; Aarts, G.; Coombs, C.; Crick, T.; Duan, Y.; Dwivedi, R.; Edwards, J.; Eirug, A. Artificial Intelligence (AI): Multidisciplinary perspectives on emerging challenges, opportunities, and agenda for research, practice and policy. *Int. J. Inf. Manag.* **2021**, *57*, 101994. [\[CrossRef\]](#)
2. Zhu, C.; Sun, M.; Luo, J.; Li, T.; Wang, M. How to harness the potential of ChatGPT in education? *Knowl. Manag. E-Learn.* **2023**, *15*, 133.
3. Alamri, M.M.; Almaiah, M.A.; Al-Rahmi, W.M. The role of compatibility and task-technology fit (TTF): On social networking applications (SNAs) usage as sustainability in higher education. *IEEE Access* **2020**, *8*, 161668–161681. [\[CrossRef\]](#)
4. Sánchez-Ruiz, L.M.; Moll-López, S.; Nuñez-Pérez, A.; Moraño-Fernández, J.A.; Vega-Fleitas, E. ChatGPT Challenges Blended Learning Methodologies in Engineering Education: A Case Study in Mathematics. *Appl. Sci.* **2023**, *13*, 6039. [\[CrossRef\]](#)
5. Gimpel, H.; Hall, K.; Decker, S.; Eymann, T.; Lämmermann, L.; Mädche, A.; Röglinger, M.; Ruiner, C.; Schoch, M.; Schoop, M. *Unlocking the Power of Generative AI Models and Systems Such as GPT-4 and ChatGPT for Higher Education: A Guide for Students and Lecturers*; Hohenheim Discussion Papers in Business, Economics and Social Sciences: Stuttgart, Germany, 2023.
6. Wong, I.A.; Lian, Q.L.; Sun, D. Autonomous travel decision-making: An early glimpse into ChatGPT and generative AI. *J. Hosp. Tour. Manag.* **2023**, *56*, 253–263. [\[CrossRef\]](#)
7. Gilson, A.; Safranek, C.W.; Huang, T.; Socrates, V.; Chi, L.; Taylor, R.A.; Chartash, D. How does ChatGPT perform on the United States medical licensing examination? The implications of large language models for medical education and knowledge assessment. *JMIR Med. Educ.* **2023**, *9*, e45312. [\[CrossRef\]](#) [\[PubMed\]](#)
8. Beerbaum, D.O. Generative Artificial Intelligence (GAI) with Chat GPT for Accounting—A business case. *SSRN* **2023**. [\[CrossRef\]](#)
9. Kohnke, L.; Moorhouse, B.L.; Zou, D. Exploring generative artificial intelligence preparedness among university language instructors: A case study. *Comput. Educ. Artif. Intell.* **2023**, *5*, 100156. [\[CrossRef\]](#)

10. Overono, A.L.; Ditta, A.S. The Rise of Artificial Intelligence: A Clarion Call for Higher Education to Redefine Learning and Reimagine Assessment. *Coll. Teach.* **2023**, 1–4. [\[CrossRef\]](#)
11. Zhang, C.; Zhang, C.; Zheng, S.; Qiao, Y.; Li, C.; Zhang, M.; Dam, S.K.; Thwal, C.M.; Tun, Y.L.; Huy, L.L. A complete survey on generative ai (aigc): Is chatgpt from gpt-4 to gpt-5 all you need? *arXiv* **2023**, arXiv:2303.11717.
12. Yu, H.; Guo, Y. Generative artificial intelligence empowers educational reform: Current status, issues, and prospects. *Front. Educ.* **2023**, 8, 1183162. [\[CrossRef\]](#)
13. Ratten, V.; Jones, P. Generative artificial intelligence (ChatGPT): Implications for management educators. *Int. J. Manag. Educ.* **2023**, 21, 100857. [\[CrossRef\]](#)
14. Sallam, M. ChatGPT utility in healthcare education, research, and practice: Systematic review on the promising perspectives and valid concerns. In Proceedings of the Healthcare, Sydney, Australia, 23–24 March 2023.
15. Yilmaz, R.; Yilmaz, F.G.K. The effect of generative artificial intelligence (AI)-based tool use on students' computational thinking skills, programming self-efficacy and motivation. *Comput. Educ. Artif. Intell.* **2023**, 4, 100147. [\[CrossRef\]](#)
16. Aithal, S.; Aithal, P. Effects of AI-Based ChatGPT on Higher Education Libraries. *Int. J. Manag. Technol. Soc. Sci. (IJMTS)* **2023**, 8, 95–108.
17. King, M.R. ChatGPT. A conversation on artificial intelligence, chatbots, and plagiarism in higher education. *Cell. Mol. Bioeng.* **2023**, 16, 1–2. [\[CrossRef\]](#) [\[PubMed\]](#)
18. Foroughi, B.; Senali, M.G.; Iranmanesh, M.; Khanfar, A.; Ghobakhloo, M.; Annamalai, N.; Naghmeh-Abbaspour, B. Determinants of Intention to Use ChatGPT for Educational Purposes: Findings from PLS-SEM and fsQCA. *Int. J. Hum.-Comput. Interact.* **2023**, 1–20. [\[CrossRef\]](#)
19. Ifenthaler, D.; Schumacher, C. *Reciprocal Issues of Artificial and Human Intelligence in Education*; Taylor & Francis: London, UK, 2023; Volume 55, pp. 1–6.
20. Strzelecki, A. To use or not to use ChatGPT in higher education? A study of students' acceptance and use of technology. *Interact. Learn. Environ.* **2023**, 1–14. [\[CrossRef\]](#)
21. Elbanna, S.; Armstrong, L. Exploring the integration of ChatGPT in education: Adapting for the future. *Manag. Sustain. Arab Rev.* **2023**. [\[CrossRef\]](#)
22. Bitzenbauer, P. ChatGPT in physics education: A pilot study on easy-to-implement activities. *Contemp. Educ. Technol.* **2023**, 15, ep430. [\[CrossRef\]](#)
23. Keiper, M.C.; Fried, G.; Lupinek, J.; Nordstrom, H. Artificial intelligence in sport management education: Playing the AI game with ChatGPT. *J. Hosp. Leis. Sport Tour. Educ.* **2023**, 33, 100456. [\[CrossRef\]](#)
24. Wollny, S.; Schneider, J.; Di Mitri, D.; Weidlich, J.; Rittberger, M.; Drachler, H. Are we there yet?—A systematic literature review on chatbots in education. *Front. Artif. Intell.* **2021**, 4, 654924. [\[CrossRef\]](#) [\[PubMed\]](#)
25. Yan, D. Impact of ChatGPT on learners in a L2 writing practicum: An exploratory investigation. *Educ. Inf. Technol.* **2023**, 28, 13943–13967. [\[CrossRef\]](#)
26. Su, Y.; Lin, Y.; Lai, C. Collaborating with ChatGPT in argumentative writing classrooms. *Assess. Writ.* **2023**, 57, 100752. [\[CrossRef\]](#)
27. Barrot, J.S. Using ChatGPT for second language writing: Pitfalls and potentials. *Assess. Writ.* **2023**, 57, 100745. [\[CrossRef\]](#)
28. Situmorang, D.D.B.; Salim, R.M.A.; Ifdil, I.; Liza, L.O.; Rusandi, M.A.; Hayati, I.R.; Amalia, R.; Muhandaz, R.; Fitriani, A. The current existence of ChatGPT in education: A double-edged sword? *J. Public Health* **2023**, 45, e799–e800. [\[CrossRef\]](#) [\[PubMed\]](#)
29. Kasneci, E.; Seßler, K.; Küchemann, S.; Bannert, M.; Dementieva, D.; Fischer, F.; Gasser, U.; Groh, G.; Günnemann, S.; Hüllermeier, E. ChatGPT for good? On opportunities and challenges of large language models for education. *Learn. Individ. Differ.* **2023**, 103, 102274. [\[CrossRef\]](#)
30. Tlili, A.; Shehata, B.; Adarkwah, M.A.; Bozkurt, A.; Hickey, D.T.; Huang, R.; Agyemang, B. What if the devil is my guardian angel: ChatGPT as a case study of using chatbots in education. *Smart Learn. Environ.* **2023**, 10, 15. [\[CrossRef\]](#)
31. Qadir, J. Engineering education in the era of ChatGPT: Promise and pitfalls of generative AI for education. In Proceedings of the 2023 IEEE Global Engineering Education Conference (EDUCON), Salmiya, Kuwait, 1–4 May 2023.
32. Opara, E.; Mfon-Ette Theresa, A.; Aduke, T.C. ChatGPT for teaching, learning and research: Prospects and challenges. *Glob. Acad. J. Humanit. Soc. Sci.* **2023**, 5, 33–40.
33. Cheng, Y.-M. How does task-technology fit influence cloud-based e-learning continuance and impact? *Educ. Train.* **2019**, 61, 480–499. [\[CrossRef\]](#)
34. Butt, S.; Mahmood, A.; Saleem, S.; Rashid, T.; Ikram, A. Students' performance in online learning environment: The role of task technology fit and actual usage of system during COVID-19. *Front. Psychol.* **2021**, 12, 759227. [\[CrossRef\]](#)
35. Isaac, O.; Aldholay, A.; Abdullah, Z.; Ramayah, T. Online learning usage within Yemeni higher education: The role of compatibility and task-technology fit as mediating variables in the IS success model. *Comput. Educ.* **2019**, 136, 113–129. [\[CrossRef\]](#)
36. Al-Obthani, F.S.; Ameen, A. Influence of overall quality and innovativeness on actual usage of smart government: An empirical study on the UAE public sector. *Int. J. Emerg. Technol.* **2019**, 10, 141–146.
37. Liu, M.; Ren, Y.; Nyagoga, L.M.; Stonier, F.; Wu, Z.; Yu, L. Future of education in the era of generative artificial intelligence: Consensus among Chinese scholars on applications of ChatGPT in schools. *Future Educ. Res.* **2023**. [\[CrossRef\]](#)
38. Alshahrani, A. The impact of ChatGPT on blended learning: Current trends and future research directions. *Int. J. Data Netw. Sci.* **2023**, 7, 2029–2040. [\[CrossRef\]](#)

39. Chang, C.-H.; Kidman, G. The rise of generative artificial intelligence (AI) language models-challenges and opportunities for geographical and environmental education. *Int. Res. Geogr. Environ. Educ.* **2023**, *32*, 85–89. [CrossRef]
40. Yang, W. Artificial Intelligence education for young children: Why, what, and how in curriculum design and implementation. *Comput. Educ. Artif. Intell.* **2022**, *3*, 100061. [CrossRef]
41. Vartiainen, H.; Tedre, M. Using artificial intelligence in craft education: Crafting with text-to-image generative models. *Digit. Creat.* **2023**, *34*, 1–21. [CrossRef]
42. Daher, W.; Diab, H.; Rayan, A. Artificial Intelligence Generative Tools and Conceptual Knowledge in Problem Solving in Chemistry. *Information* **2023**, *14*, 409. [CrossRef]
43. OpenAI. Introducing ChatGPT. Available online: <https://openai.com/blog/chatgpt> (accessed on 30 July 2023).
44. Gill, S.S.; Xu, M.; Patros, P.; Wu, H.; Kaur, R.; Kaur, K.; Fuller, S.; Singh, M.; Arora, P.; Parlikad, A.K. Transformative effects of ChatGPT on modern education: Emerging Era of AI Chatbots. *Internet Things Cyber-Phys. Syst.* **2024**, *4*, 19–23. [CrossRef]
45. Baidoo-Anu, D.; Owusu Ansah, L. Education in the era of generative artificial intelligence (AI): Understanding the potential benefits of ChatGPT in promoting teaching and learning. *SSRN* **2023**. [CrossRef]
46. Terwiesch, C. Would chat GPT3 get a Wharton MBA. In *A Prediction Based on Its Performance in the Operations Management Course Philadelphia*; University of Pennsylvania: Pennsylvania, PA, USA, 2023.
47. Grassini, S. Shaping the Future of Education: Exploring the Potential and Consequences of AI and ChatGPT in Educational Settings. *Educ. Sci.* **2023**, *13*, 692. [CrossRef]
48. Berşe, S.; Akça, K.; Dirgar, E.; Kaplan Serin, E. The role and potential contributions of the artificial intelligence language model ChatGPT. *Ann. Biomed. Eng.* **2023**, 1–4. [CrossRef] [PubMed]
49. Yu, H. Reflection on whether Chat GPT should be banned by academia from the perspective of education and teaching. *Front. Psychol.* **2023**, *14*, 1181712. [CrossRef] [PubMed]
50. Thorp, H.H. *ChatGPT Is Fun, But Not an Author*; American Association for the Advancement of Science: Washington, DC, USA, 2023; p. 313.
51. Mijwil, M.M.; Hiran, K.K.; Doshi, R.; Dadhich, M.; Al-Mistarehi, A.-H.; Bala, I. ChatGPT and the future of academic integrity in the artificial intelligence era: A new frontier. *Al-Salam J. Eng. Technol.* **2023**, *2*, 116–127.
52. Ali, J.K.M.; Shamsan, M.A.A.; Hezam, T.A.; Mohammed, A.A. Impact of ChatGPT on learning motivation: Teachers and students' voices. *J. Engl. Stud. Arab. Felix* **2023**, *2*, 41–49. [CrossRef]
53. Haensch, A.-C.; Ball, S.; Herklotz, M.; Kreuter, F. Seeing ChatGPT through Students' Eyes: An Analysis of TikTok Data. *arXiv* **2023**, arXiv:2303.05349.
54. Shoufan, A. Exploring Students' Perceptions of CHATGPT: Thematic Analysis and Follow-Up Survey. *IEEE Access* **2023**. [CrossRef]
55. Thu, C.H.; Bang, H.C.; Cao, L. Integrating ChatGPT into Online Education System in Vietnam: Opportunities and Challenges. 2023. Available online: <https://osf.io/preprints/edaxiv/hqyut> (accessed on 12 July 2023). [CrossRef]
56. Aljanabi, M.; Ghazi, M.; Ali, A.H.; Abed, S.A. ChatGPT: Open possibilities. *Iraqi J. Comput. Sci. Math.* **2023**, *4*, 62–64.
57. Castillo, A.G.R.; Silva, G.J.S.; Arocupita, J.P.F.; Berrios, H.Q.; Rodriguez, M.A.M.; Reyes, G.Y.; Lopez, H.R.P.; Teves, R.M.V.; Rivera, H.V.H.; Arias-González, J.L. Effect of Chat GPT on the digitized learning process of university students. *J. Namib. Stud. Hist. Politics Cult.* **2023**, *33*, 1–15.
58. Gill, S.S.; Kaur, R. ChatGPT: Vision and challenges. *Internet Things Cyber-Phys. Syst.* **2023**, *3*, 262–271. [CrossRef]
59. Fauzi, F.; Tuhuteru, L.; Sampe, F.; Ausat, A.M.A.; Hatta, H.R. Analysing the role of ChatGPT in improving student productivity in higher education. *J. Educ.* **2023**, *5*, 14886–14891. [CrossRef]
60. Hossain, M.A. Assessing m-Health success in Bangladesh: An empirical investigation using IS success models. *J. Enterp. Inf. Manag.* **2016**, *29*, 774–796. [CrossRef]
61. DeLone, W.H.; McLean, E.R. Information systems success: The quest for the dependent variable. *Inf. Syst. Res.* **1992**, *3*, 60–95. [CrossRef]
62. DeLone, W.H.; McLean, E.R. The DeLone and McLean model of information systems success: A ten-year update. *J. Manag. Inf. Syst.* **2003**, *19*, 9–30.
63. Ho, L.A.; Kuo, T.H.; Lin, B. Influence of online learning skills in cyberspace. *Internet Res.* **2010**, *20*, 55–71. [CrossRef]
64. Aldholay, A.; Abdullah, Z.; Isaac, O.; Mutahar, A.M. Perspective of Yemeni students on use of online learning: Extending the information systems success model with transformational leadership and compatibility. *Inf. Technol. People* **2020**, *33*, 106–128. [CrossRef]
65. Kim, Y.; Wang, Q.; Roh, T. Do information and service quality affect perceived privacy protection, satisfaction, and loyalty? Evidence from a Chinese O2O-based mobile shopping application. *Telemat. Inform.* **2021**, *56*, 101483. [CrossRef]
66. Petter, S.; McLean, E.R. A meta-analytic assessment of the DeLone and McLean IS success model: An examination of IS success at the individual level. *Inf. Manag.* **2009**, *46*, 159–166. [CrossRef]
67. Halonen, R.; Thomander, H.; Laukkanen, E. DeLone & McLean IS success model in evaluating knowledge transfer in a virtual learning environment. *Int. J. Inf. Syst. Soc. Change (IJISSC)* **2010**, *1*, 36–48.
68. Aldholay, A.H.; Isaac, O.; Abdullah, Z.; Ramayah, T. The role of transformational leadership as a mediating variable in DeLone and McLean information system success model: The context of online learning usage in Yemen. *Telemat. Inform.* **2018**, *35*, 1421–1437. [CrossRef]

69. Alyoussef, I.Y. Acceptance of e-learning in higher education: The role of task-technology fit with the information systems success model. *Heliyon* **2023**, *9*. [CrossRef] [PubMed]
70. Chopra, G.; Madan, P.; Jaisingh, P.; Bhaskar, P. Effectiveness of e-learning portal from students' perspective: A structural equation model (SEM) approach. *Interact. Technol. Smart Educ.* **2019**, *16*, 94–116. [CrossRef]
71. Goodhue, D.L.; Thompson, R.L. Task-technology fit and individual performance. *MIS Q.* **1995**, 213–236. [CrossRef]
72. Wu, J.-H.; Wang, S.-C. What drives mobile commerce?: An empirical evaluation of the revised technology acceptance model. *Inf. Manag.* **2005**, *42*, 719–729. [CrossRef]
73. Almarzouqi, A.; Aburayya, A.; Salloum, S.A. Prediction of user's intention to use metaverse system in medical education: A hybrid SEM-ML learning approach. *IEEE Access* **2022**, *10*, 43421–43434. [CrossRef]
74. Al-Emran, M. Evaluating the use of smartwatches for learning purposes through the integration of the technology acceptance model and task-technology fit. *Int. J. Hum.-Comput. Interact.* **2021**, *37*, 1874–1882. [CrossRef]
75. McGill, T.J.; Klobas, J.E. A task-technology fit view of learning management system impact. *Comput. Educ.* **2009**, *52*, 496–508. [CrossRef]
76. Omotayo, F.O.; Haliru, A. Perception of task-technology fit of digital library among undergraduates in selected universities in Nigeria. *J. Acad. Librariansh.* **2020**, *46*, 102097. [CrossRef]
77. Al-Rahmi, A.M.; Shamsuddin, A.; Wahab, E.; Al-Rahmi, W.M.; Alturki, U.; Aldraiweesh, A.; Almutairy, S. Integrating the role of UTAUT and TTF model to evaluate social media use for teaching and learning in higher education. *Front. Public Health* **2022**, *10*, 905968. [CrossRef]
78. Alyoussef, I.Y. Massive open online course (MOOCs) acceptance: The role of task-technology fit (TTF) for higher education sustainability. *Sustainability* **2021**, *13*, 7374. [CrossRef]
79. Liu, K.; Yao, J.; Tao, D.; Yang, T. Influence of individual-technology-task-environment fit on university student online learning performance: The mediating role of behavioral, emotional, and cognitive engagement. *Educ. Inf. Technol.* **2023**, 1–20. [CrossRef] [PubMed]
80. Moore, G.C.; Benbasat, I. Development of an instrument to measure the perceptions of adopting an information technology innovation. *Inf. Syst. Res.* **1991**, *2*, 192–222. [CrossRef]
81. Akour, I.A.; Al-Marroof, R.S.; Alfaisal, R.; Salloum, S.A. A conceptual framework for determining metaverse adoption in higher institutions of gulf area: An empirical study using hybrid SEM-ANN approach. *Comput. Educ. Artif. Intell.* **2022**, *3*, 100052. [CrossRef]
82. Philemon, N.M.; Chibisa, A.; Mabusela, M.S. Acceptance of the GeoGebra Application in Learning Circle Theorems. *Int. J. Learn. Teach. Educ. Res.* **2022**, *21*, 1–20. [CrossRef]
83. Cheng, Y.-M. Towards an understanding of the factors affecting m-learning acceptance: Roles of technological characteristics and compatibility. *Asia Pac. Manag. Rev.* **2015**, *20*, 109–119. [CrossRef]
84. Islam, A.N. E-learning system use and its outcomes: Moderating role of perceived compatibility. *Telemat. Inform.* **2016**, *33*, 48–55. [CrossRef]
85. Arkorful, V.; Barfi, K.A.; Baffour, N.O. Factors affecting use of massive open online courses by Ghanaian students. *Cogent Educ.* **2022**, *9*, 2023281. [CrossRef]
86. Nunnally, J.C.; Bernstein, I.H. *Psychometric Theory* New York; McGraw-Hill: New York, NY, USA, 1994.
87. Gefen, D.; Straub, D.; Boudreau, M.-C. Structural equation modeling and regression: Guidelines for research practice. *Commun. Assoc. Inf. Syst.* **2000**, *4*, 7. [CrossRef]
88. Hair, J.F.; Anderson, R.E.; Babin, B.J.; Black, W.C. *Multivariate Data Analysis: A Global Perspective (Vol. 7)*; Pearson: Upper Saddle River, NJ, USA, 2010.
89. Hair, J.F.; Hult, G.T.M.; Ringle, C.M.; Sarstedt, M. A Primer on Partial Least Squares Structural Equation Modeling (PLS-SEM). 2017. Available online: <https://books.google.com.tw/books?id=6z83EAAAQBAJ&dq=A%20Primer%20on%20Partial%20Least%20Squares%20Structural%20Equation%20Modeling%20> (accessed on 12 December 2023).
90. Fornell, C.; Larcker, D.F. Evaluating structural equation models with unobservable variables and measurement error. *J. Mark. Res.* **1981**, *18*, 39–50. [CrossRef]
91. Awang, Z. *Structural Equation Modeling Using AMOS Graphic*; Penerbit Universiti Teknologi MARA: Selangor, Malaysia, 2012.
92. Carrión, G.C.; Henseler, J.; Ringle, C.M.; Roldán, J.L. Prediction-oriented modeling in business research by means of PLS path modeling: Introduction to a JBR special section. *J. Bus. Res.* **2016**, *69*, 4545–4551. [CrossRef]
93. Gold, A.H.; Malhotra, A.; Segars, A.H. Knowledge management: An organizational capabilities perspective. *J. Manag. Inf. Syst.* **2001**, *18*, 185–214. [CrossRef]
94. Cohen, J. *Statistical Power Analysis for the Behavioral Sciences* New York; Academic Press: Cambridge, MA, USA, 1988.
95. Henseler, J.; Ringle, C.M.; Sinkovics, R.R. The use of partial least squares path modeling in international marketing. In *New Challenges to International Marketing*; Emerald Group Publishing Limited: Leeds, UK, 2009; pp. 277–319.
96. O'Brien, R.M. A caution regarding rules of thumb for variance inflation factors. *Qual. Quant.* **2007**, *41*, 673–690. [CrossRef]
97. Ringle, C.M.; Sarstedt, M. Gain more insight from your PLS-SEM results: The importance-performance map analysis. *Ind. Manag. Data Syst.* **2016**, *116*, 1865–1886. [CrossRef]

98. Deli, D.; Candra, I. Dampak penggunaan media pembelajaran online pada mahasiswa UIB selama pandemi COVID-19. In Proceedings of the CoMBInES-Conference on Management, Business, Innovation, Education and Social Sciences, Online, 17–19 May 2021.
99. Javaid, M.; Haleem, A.; Singh, R.P.; Khan, S.; Khan, I.H. Unlocking the opportunities through ChatGPT Tool towards ameliorating the education system. *BenchCouncil Trans. Benchmarks Stand. Eval.* **2023**, *3*, 100115. [[CrossRef](#)]
100. Tiwari, C.K.; Bhat, M.A.; Khan, S.T.; Subramaniam, R.; Khan, M.A.I. What drives students toward ChatGPT? An investigation of the factors influencing adoption and usage of ChatGPT. *Interact. Technol. Smart Educ.* **2023**. [[CrossRef](#)]
101. Santandreu Calonge, D.; Aman Shah, M.; Riggs, K.; Connor, M. MOOCs and upskilling in Australia: A qualitative literature study. *Cogent Educ.* **2019**, *6*, 1687392. [[CrossRef](#)]
102. Lin, H.-C.; Han, X.; Lyu, T.; Ho, W.-H.; Xu, Y.; Hsieh, T.-C.; Zhu, L.; Zhang, L. Task-technology fit analysis of social media use for marketing in the tourism and hospitality industry: A systematic literature review. *Int. J. Contemp. Hosp. Manag.* **2020**, *32*, 2677–2715. [[CrossRef](#)]
103. Abduljabbar, A.; Gupta, N.; Healy, L.; Kumar, Y.; Li, J.; Morreale, P. A Self-Served AI Tutor for Growth Mindset Teaching. In Proceedings of the 2022 5th International Conference on Information and Computer Technologies (ICICT), New York, NY, USA, 4–6 March 2022.
104. Lim, W.M.; Gunasekara, A.; Pallant, J.L.; Pallant, J.I.; Pechenkina, E. Generative AI and the future of education: Ragnarök or reformation? A paradoxical perspective from management educators. *Int. J. Manag. Educ.* **2023**, *21*, 100790. [[CrossRef](#)]
105. Lin, W.-S.; Wang, C.-H. Antecedences to continued intentions of adopting e-learning system in blended learning instruction: A contingency framework based on models of information system success and task-technology fit. *Comput. Educ.* **2012**, *58*, 88–99. [[CrossRef](#)]
106. Nikolic, S.; Daniel, S.; Haque, R.; Belkina, M.; Hassan, G.M.; Grundy, S.; Lyden, S.; Neal, P.; Sandison, C. ChatGPT versus engineering education assessment: A multidisciplinary and multi-institutional benchmarking and analysis of this generative artificial intelligence tool to investigate assessment integrity. *Eur. J. Eng. Educ.* **2023**, 1–56. [[CrossRef](#)]

Disclaimer/Publisher's Note: The statements, opinions and data contained in all publications are solely those of the individual author(s) and contributor(s) and not of MDPI and/or the editor(s). MDPI and/or the editor(s) disclaim responsibility for any injury to people or property resulting from any ideas, methods, instructions or products referred to in the content.