

Review

Climate Smart Forestry in the Southern United States

Noah T. Shephard , Lana Narine , Yucheng Peng and Adam Maggard

College of Forestry, Wildlife, and Environment, Auburn University, Auburn, AL 36380, USA

* Correspondence: noah.shep@uga.edu

Abstract: In the United States, Climate Smart Forestry (CSF) has quickly become a popular topic within the academic, political, and industry realms, without substantial delineation of what exactly CSF is. In this review, the aim is to provide a broad overview of CSF by highlighting one of the most productive and prolific forest systems in the United States, loblolly pine (*Pinus taeda* L.) plantations. One major objective of CSF is to increase forest carbon storage to combat rising atmospheric carbon or climate change mitigation. Fortuitously, increased forest carbon storage can work harmoniously with on-going Southern pine plantation forestry. With a Southern commercial focus, we show (1) traditional plantation practices such as genetic improvement, site preparation, weed control, and fertilization have aided increased forest carbon storage; (2) forest products and forest product carbon are essential to increase carbon storage beyond the stand-carbon baseline; (3) forest carbon data collection must be improved to realize climate change mitigation goals; and (4) additional avenues for future CSF research.

Keywords: climate change mitigation; climate change adaptation; monoculture; ecosystem services; carbon cycle



Citation: Shephard, N.T.; Narine, L.; Peng, Y.; Maggard, A. Climate Smart Forestry in the Southern United States. *Forests* **2022**, *13*, 1460. <https://doi.org/10.3390/f13091460>

Academic Editor: Fabiano Ximenes

Received: 17 August 2022

Accepted: 7 September 2022

Published: 11 September 2022

Corrected: 18 December 2023

Publisher's Note: MDPI stays neutral with regard to jurisdictional claims in published maps and institutional affiliations.



Copyright: © 2022 by the authors. Licensee MDPI, Basel, Switzerland. This article is an open access article distributed under the terms and conditions of the Creative Commons Attribution (CC BY) license (<https://creativecommons.org/licenses/by/4.0/>).

1. Introduction

Southern plantation forests in the United States are one of the most globally productive timberland systems. Primarily composed of loblolly pine (*Pinus taeda* L.), Southern pine timberlands represent 22% (24 million ha) of total forest area and an astonishing 51% (218 thousand m³ yr^{−1}) of total forest growth in the Southern region [1]. More broadly, loblolly pine is the second most abundant U.S. tree species (22 billion; red maple, *Acer rubrum* L., 25 billion) and represents an incredible 8% of nationwide live aboveground biomass (1.8 billion Mg yr^{−1}; 20% in South) [1]. Not surprisingly, vast productivity translates to Southern plantations accounting for 63% (178.8 million m³ yr^{−1}) of nationwide softwood removals [1]. However, immense Southern pine productivity can be used effectively beyond traditional, economic goals. For example, fast-growing loblolly pine rotations, often less than 30 years, offer enormous potential to alleviate climate change effects, such as rising atmospheric carbon dioxide (CO₂), through the transfer of such atmospheric carbon to biomass carbon. Southern private forests account for almost 60% (61 Tg C yr^{−1}, circa 2018) of nationwide net aboveground biomass flux, a flux approximately 2.5 times greater than Northern private forests, and 10 times greater than Western private forests [2]. Timber industry, world leaders, non-governmental organizations, and non-industrial private forest landowners have acknowledged a synergistic relationship between economic goals and ecosystem services and have labeled it ‘Climate Smart Forestry’ (CSF).

CSF fundamentals emphasize enhanced forest carbon sinks; thus, forests are leveraged as a nature-based solution for climate change. In turn, forest carbon sinks can help nations meet emissions-related goals, such as the Paris Climate Agreement [3], and can help private landowners with environmental, social, and governance (ESG) benefits [4]. Fortunately, the scientific community has a firm understanding of forest carbon cycles [5], especially simple loblolly pine plantation carbon pools and fluxes [6], so it is well understood how to increase forest carbon capture. However, there are knowledge gaps in terms of CSF definition, the

relationship between traditional silviculture and CSF silviculture, timber product carbon storage, and data collection for CSF—to mention only a few.

Southern commercial forestry is an attractive option for CSF. This is mainly due to the large amount of Southern pine research in the past 50 years which has led to enormous production gains (e.g., [7]). However, there is minimal North American-based scientific literature on CSF and no reviews focused on North American, or even Southern, CSF. To address the literature shortfall, in this paper, we aim to provide a comprehensive framework of Southern CSF through a literature review. At large, this review demonstrates that Southern working forests increase carbon storage through tree biomass and forest products. The review will help forest landowners, forest managers, and forest research professionals understand how traditional practices and product use have positioned the South well for CSF engagement. Additionally, this paper will identify key areas for further CSF research.

1.1. Guidelines

European forest researchers have dominated the CSF arena and we will use their work as guidelines. There have been European-wide meetings to discuss and analyze CSF indicators [8], frameworks developed for successful CSF, and perspectives on CSF remote sensing [9]. More importantly, there are efforts to understand European progress towards specific CSF goals and increase synergistic CSF outcomes with forestry best management practices [10]. Nabuurs et al. [10] indicated that CSF has three main objectives, likely borrowed from agricultural perspectives on climate change [11]. The objectives are:

- (1) Reduce and remove greenhouse gas (GHG) emissions to mitigate climate change through forestry (i.e., increased forest carbon storage);
- (2) Adapt forest management to enhance the resilience of forests;
- (3) Secure forest production and forest income sustainably.

In short, CSF is a synergistic blend of silviculture and climate change mitigation/adaptation. For plantations in the U.S. South, CSF can naturally leverage the compatibility of production forestry and climate change mitigation tactics to increase climate benefits realized from forest industry (Objective 1). We suggest that CSF is a general concept rather than a static silvicultural prescription (i.e., thinning, fertilization, etc.), as CSF is system specific, and Southern plantation CSF practices are likely not compatible in other U.S. regions. We do not suggest all U.S. forests should be managed as plantations; rather, we highlight how Southern pine plantations are useful in understanding CSF.

1.2. Current Status

Climate Smart Forestry has become a hot topic within the academic, investment, and political realms. The CSF trend has been reflected in increased mentions in peer-reviewed papers. A 2008 Google Scholar search for ‘Climate Smart Forestry’ literature yielded zero results (3 May 2022). The exact 2021 search yielded 3240 results (3 May 2022). Likely, this abrupt increase was supported by the foundation of past production-oriented forestry research. For example, one of the first mentions of ‘climate smart’ Southern forestry practices occurred in Vose and Klepzig [12], a book on how to apply traditional Southern silvicultural methods under novel climate change conditions.

Speaking to forest investments, since the 1980s, sawlog and pulpwood production has become a popular alternative asset class [13]. In recent years, conservation forestry investments (e.g., carbon markets) that place value in ecosystem services have optimized timberland investment portfolios as a strategy to increase risk-adjusted returns [13]. As such, there have been calls to increase timberland investment research to better understand the sustainability of ecosystem service evaluation alongside traditional timber-oriented goals [4].

In the political arena, United States Department of Agriculture (USDA) has funded CSF, the Executive branch has developed CSF policy, and forest certification programs have now incorporated CSF into the certification process. In early 2022, USDA announced a USD

1 billion program for ‘Partnerships for Climate-Smart Commodities’ [14]. A program staple is the development of scientifically rigorous methods to measure, track, and verify forest biomass carbon. Further, the Biden Administration in January 2021 (Exec. Order No. 14008, 2021 [15]) and April 2022 (Exec. Order No. 14072, 2022 [16]) signed executive orders to strengthen CSF policy. Executive Order No. 14008 supports climate-smart practices to produce verifiable carbon reductions via sustainable bioproducts and fuels, while Executive Order No. 14072 works to enlist climate smart conservation to use nature-based solutions for climate change. On a separate note, forest certification programs, such as the Sustainable Forest Initiative (SFI), now require CSF objectives to be met, primarily based on climate change mitigation and adaptation standards [17]. With academic, industry, and political support it is now upon forest managers, academics, and industry professionals to utilize the opportunity.

1.3. Research Origin

It is difficult to ascertain where CSF conceptually originated. In the published literature, the CSF term first appeared in Nitschke and Innes [18] in 2008, approximately at the same time ‘Climate Smart Agriculture’ was first articulated [11]. More useful CSF definitions and explicit CSF applications appeared in a 2015 European report authored by Nabuurs, et al. [19]. We argue that CSF foundations were built on previous climate change and plantation silviculture research that focused on climate change mitigation and adaptation. Since the 1980s, climate change adaptation and adaptation research on net primary production [20], radiative forcing [21], tree physiology [22], sustainable forest production [23], and timber supply and demand [24] initiated the CSF platform. Simultaneously, forest researchers focused on improved Southern pine plantation aboveground production [25]. Silviculturists developed specific research on site preparation [26,27], fertilizer use [28,29], and weed control [30]. Together, climate change and Southern silviculture research have likely acted synergistically—climate change researchers have identified environmental concerns and silviculturist have produced management solutions. In the current literature, the blend between the climate change and silviculture literature has developed topics such as increased forest carbon storage (mitigation) [31], product substitution (mitigation) [5], species replacement (adaptation) [32], or density management (adaptation) [33].

2. Aim

North American forestry academics have left CSF virtually untouched. The aim of this paper is increase CSF comprehension within the U.S., by highlighting loblolly pine, the presumably most productive and prolific species in the Southern U.S., if not the United States. We will clarify how past Southern forestry research fits into the emerging CSF field and provide opportunities for further investigation. To address the stated CSF objectives of (1) sustainable stand production, (2) CO₂ removal and storage, and (3) forest adaptation and resilience, we focus on the following topics: aboveground stand production, forest products, and data collection. Largely, we focus on mitigation rather than adaptation. Each topic section will provide details on CSF applications and avenues for further research. For this paper, the ‘Southern United States’ include the states of Alabama, Arkansas, Florida, Georgia, Kentucky, Louisiana, Mississippi, North Carolina, Oklahoma, South Carolina, Tennessee, Texas, and Virginia, i.e., the major loblolly pine physiographic regions: Piedmont, Lower Coastal Plain, Upper Coastal Plain, and Gulf Region [25].

Panel 1: Quick reference for terms.

Biogenic carbon: Carbon derived from biomass

Fossil fuel carbon: Carbon derived from combustion of such fuel

Life cycle assessment (LCA): Evaluation of the inputs, outputs, and the potential environmental impacts of a product system

Carbon storage: For this paper, unless specified, aboveground tree or forest biomass

Embodied carbon: Greenhouse gas emissions (CO₂) associated with the manufacturing, transportation, installation, maintenance, and disposal of a product or building. Dependent on LCA system boundary.

3. Loblolly Pine Silviculture

3.1. Aboveground Stand Production

CSF Application: Aboveground tree carbon is the easiest for silviculturists to manipulate for mitigation purposes. There can be select adaptation benefits from increased aboveground carbon.

Southern pine plantation silviculture is truly a success story in terms of increased carbon storage. Pine plantations are now considered a large carbon sink at the stand [34] and landscape level [35] across the commercial range of loblolly pine. This was not always the case. In the 1950s, Southern pine plantations totaled forests less than 0.8 million hectares [36] with a net growing stock equal to 2900 Tg_{aboveground} C. Now there are over 16 million hectares of planted Southern pine and a net growing stock of 5600 Tg_{aboveground} C (+93%) [1].

Site carbon storage (stem productivity) has increased due to management options that have increased site quality such as improved genetics and silviculture [37,38]. Stem production is important because this is where the majority (~55%) of aboveground loblolly pine carbon is stored [6]. Silvicultural stem-production effects are often additive in nature [39,40], so we mention each silvicultural method separately. Selected studies are a fraction of Southern plantation silviculture literature and are also often representative of study-site ephaptic features.

3.2. Improved Genetics

CSF Application: Tree improvement has increased landscape-level carbon capture (mitigation) and increased forest resilience to potential abiotic and biotic threats (adaptation).

Planting genetically improved seedlings (1st and 2nd generation, half-sib) in the South has increased steadily since the 1960s [41]. Genetically improved seedlings are products of classical breeding techniques, not genetically modified organisms (GMOs), that have been selected for superior phenotypes based around stem volume, stem form, and fusiform rust (*Cronartium quercuum* f.sp. *fusiforme*) resistance [42]. As a result, stand volume production and stand carbon storage have increased. From 1968 to 2007, genetic improvement increased loblolly pine carbon storage by 13% (9865 Tg C), compared to non-improved loblolly pine carbon storage [8765 Tg C, 41]. Production gains are predicted to continue. Third-generation full-sib seedlings (+63% volume vs. non-improved) are now operational and 17% (136 million seedlings) of the 2018 planting season were full-sib

seedlings [42]. Beyond production, genetic improvement has also benefited tree health. Improved seedlings have been linked to Southern pine Beetle (SPB, *Dendroctonus frontalis* Z.)-resistant trees [43]. Possible explanations for SPB resistance could be from increased resin flow [44], lower susceptibility to storm damage [40] from larger, deeper root systems [45], and lower fusiform rust incidence (healthier trees, [42]), potentially aided by genomic mapping efforts [46]. In-turn, improved stand health has increased carbon production via decreased mortality and increased tree vigor (i.e., [47]).

3.3. Site Preparation

CSF Application: Site preparation has increased seedling survival (adaptation) and stem productivity (mitigation).

Site preparation optimizes sunlight, nutrient, and water availability to shade-intolerant loblolly pine seedlings. This results in decreased interspecific competition and increased seedling survival [25]. In the Upper Coastal Plain and Piedmont, the practice has evolved from intensive mechanical practices, such as tillage and windrowing, to less-intensive chemical site preparation [27], due to decreased nutrient displacement [48]. Herbicide preparation treatments have increased (+10%, year six) seedling survival, compared to mechanical treatments such as burn-only and burn-chop treatments [49]. Operational chemical site preparation before planting (glyphosate, imazapyr, e.g., [50]), followed by burning increased volume production through year 21 in the Upper Coastal Plain and Piedmont [51,52]. Compared to a burn-only scenario, this translates to 56% (59.5 Mg C ha⁻¹) to 60% (61.1 Mg C ha⁻¹), dependent on application, more stem carbon storage at harvest (year 21, [49]). It should be noted, mechanical preparation (sub-soiling, bedding) is still used to create adequate bare mineral soil conditions on rocky sites (e.g., Upper Gulf Region, [53]) and increase soil drainage in excessively wet sites [54]. Additionally, herbicide-treated seedlings have greater vigor and resistance to pest-induced mortality such as pine tip moth (*Rhyacionia* spp.) [55].

3.4. Herbaceous Weed and Woody Control

CSF Application: Vegetation management can increase stem carbon storage via decreased competition for soil nutrients and increased long-lived product (mitigation).

Early (i.e., herbaceous weed control, 'HWC') and mid-rotation (i.e., 'woody release') vegetation management are two separate strategies commonly used to eliminate herbaceous and woody vegetation in favor of faster growing loblolly pine. HWC increases carbon gain early in rotation, compared to other treatments such as a woody release treatment or mid-rotation fertilization, which increases carbon later (Figure 1).

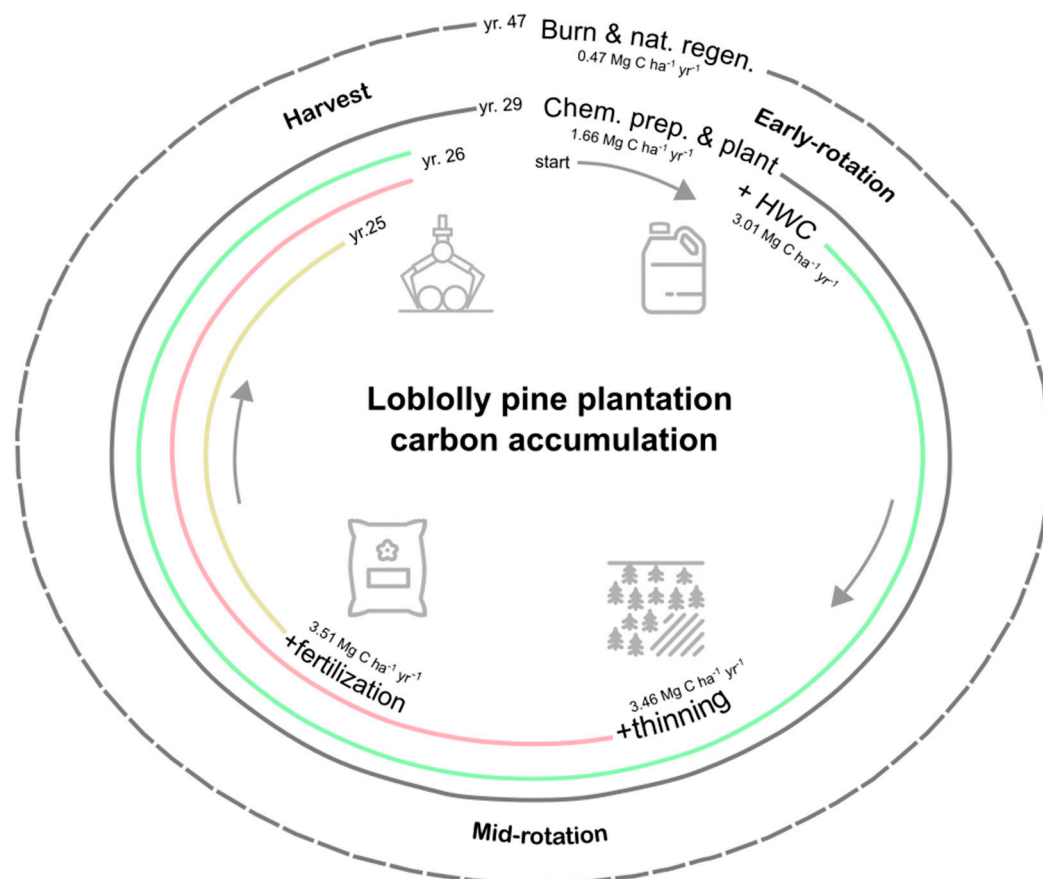


Figure 1. Loblolly pine plantation aboveground carbon accumulation rates with common operational silviculture, i.e., chemical prep and plant = chem. prep. and plant only; fertilization = chem. prep. and plant + herbaceous weed control (HWC) + thinning + fertilization. Number by treatment = average yield till harvest. Dashed circle = baseline. Arc terminus = rotation age. Data from Oneil [56], where harvest was determined at 6% return-on-investment, and the data represent Southern averages, not an existent stand.

One common strategy is imazapyr and/or glyphosate application after planting to control herbaceous weeds [57], along with sulfomethuron methyl and metsulfuron meythyl application to control early woody plant growth [58]. Later in rotation, if needed, the additional application of imazapyr and/or triclopyr can be used for woody release (not pictured in Figure 1) [59]. Competition control has increased stand-level stem carbon in various physiographic regions such as the Piedmont [60], Lower Coastal Plain [61], and the Florida Coastal Plain [62]. The magnitude of treatment response can be dependent on soil drainage and nutrient pools. On some Coastal Plain sites with poor drainage and low nutrient reserves, herbicide increased stem production by 70% (46 Mg C ha^{-1}) [37]. Well-drained Piedmont and Upper Coastal sites with higher nutrient reserves had slightly lower responses, +60% (63 Mg C ha^{-1}) [49]. Herbicide application also leads to greater sawtimber production [37], and the potential for more long-lived products (see 4.4). On a financial note, mid-rotation herbicide treatment ($\text{USD } 153 \text{ ha}^{-1}$) has recently been more cost-effective than fertilization ($\text{USD } 240 \text{ ha}^{-1}$) due to 1) decreased herbicide costs ($-0.49\% \text{ yr}^{-1}$) 2), increased fertilizer costs ($+0.46\% \text{ yr}^{-1}$), and current low sawtimber prices ($\sim \text{USD } 25 \text{ ton}^{-1}$) [63].

3.5. Thinning

CSF Application: Density management results in increased residual stem production, carbon storage (mitigation), and greater resistance to abiotic and biotic events (adaptation).

Thinning is a tool to remove unwanted stems and increase the growth of residual stems. In mid-rotation loblolly pine plantations, ‘thin-from-below’ is common with canopy closure,

i.e., when interspecific competition and density-dependent mortality rises. Decreased stand-density (thinning) results in lower stand-level aboveground biomass (carbon) [64]. Despite lower stand-biomass, thin-from-below is a production- and health-oriented strategy to ultimately increase sawtimber proportion [65]. For example, in the Lower Gulf Region, in year 7 and 14, below thinning increased the average tree diameter by 45% (21.8 cm thin, 15.0 cm non-thin) by age 17 [66]. Additionally, Hennessey, et al. [67] found that 21-year-old non-thinned stands had approximately six-times more mortality than thinned stands. Production-wise this equates to 33% of trees in non-thinned stands classified as sawtimber, whereas 92% of trees in thinned stands can be classified as sawtimber [67].

The future Southern landscape is predicted to have greater Southern pine Beetle infestation [68] and more severe wind events [69]. Thinning can limit stand susceptibility to such insect outbreaks and extreme weather events. Thinning has significantly decreased Southern pine beetle infestation severity [70], spread [70], and outbreak number [43]. Speaking to weather, mid-rotation thinning can mitigate steam breakage due to extreme winds [71], and in some cases, decrease mortality from ice-accumulation [72]. These few examples highlight the trend that stand density management is essential for mitigating events that can limit carbon accumulation.

3.6. Fertilization

CSF Application: Nutrient amendments lead to increased aboveground carbon storage (mitigation), shorter rotation age (adaptation), and increased long-lived product (mitigation).

Fertilization has increased carbon storage across precipitation and soil texture gradients in loblolly pine's commercial range [34,73,74]. Research has established a common mid-rotation prescription of 28 kg P ha⁻¹ and 225 kg N ha⁻¹ (e.g., [75]) to increase stem production and shorten rotation age (Figure 1). On average, nutrient amendments can increase volume production by 60% over eight years (+0.14 Mg C ha⁻¹ yr⁻¹, [76]); when fertilization follows mid-rotation, the thinning effects on diameter growth are often synergistic [77]. From fertilization, net ecosystem carbon storage increased in stands located in the Upper Gulf (xeric, well-drained), Piedmont (mesic, well-drained), and Lower Coastal Plain (mesic, poorly drained) regions [34]. Additional nutrient availability can typically decrease rotation age [76] and increase sawtimber product proportion [78]. Such additional benefits have the ability to increase stand and wood product carbon over multiple rotations [79].

Fertilizer's contribution to GHG emissions is complicated since its impact is dependent on the product generated, e.g., pulpwood, sawtimber, or biomass [80]. Generally, sawtimber products can accumulate and offset carbon more effectively than pulpwood products [78,81]. Across 100-years, life-cycle-analysis (LCA) showed that sawtimber rotations with fertilization stored 135% (61 Mg C ha⁻¹) more carbon than pulpwood rotations with fertilization (26 Mg C ha⁻¹), due to a greater product lifespan, less product landfill accumulation, and increased product half-life [79]. In specific circumstances, fertilization can be justified on short, bioenergy-focused rotations (see Section 4.5). If emissions savings from increased bioenergy use and reduced coal use are greater than fertilization manufacturing, there will likely be net carbon savings [82,83]. This is especially true when pulpwood rotations, which lead to net GHG emissions, are compared to biomass rotations, which lead to net GHG reductions [80].

Despite predicted increased fertilizer use [75], fertilized forest area has decreased from 640 thousand ha in 1999 to 240 thousand ha in 2016 [84]. This has been attributed to low sawtimber prices in the late 2000s [84] and lower, nuanced fertilizer prescriptions [77]. As mentioned in 3.4, herbicide application is now more cost-effective.

Fertilizer application for increased stem carbon has compromises. There are environmental consequences from cradle-to-gate from fertilizer use such as increased global warming potential and eutrophication. Fertilized stands (site preparation, herbicide, thinning, plus fertilization) compared to non-fertilized (site preparation, herbicide, thinning only) can have 1331% (6.15×10^{-2} kg C m_{sawlog}⁻³) more global warming potential and 1340% (8.30×10^{-4} kg N eq. m_{sawlog}⁻³) more eutrophication potential [56]. Though the

percent increases are drastic for global warming and eutrophication potential, absolute values are low on a per sawlog basis.

3.7. Harvest

CSF Application: Net carbon storage is achieved through silviculture, harvests, and replanting (mitigation).

When clear-cut harvests are followed by replanting, there is greater overall long-term carbon accumulation compared to no-harvest scenarios (Figure 2) [85].

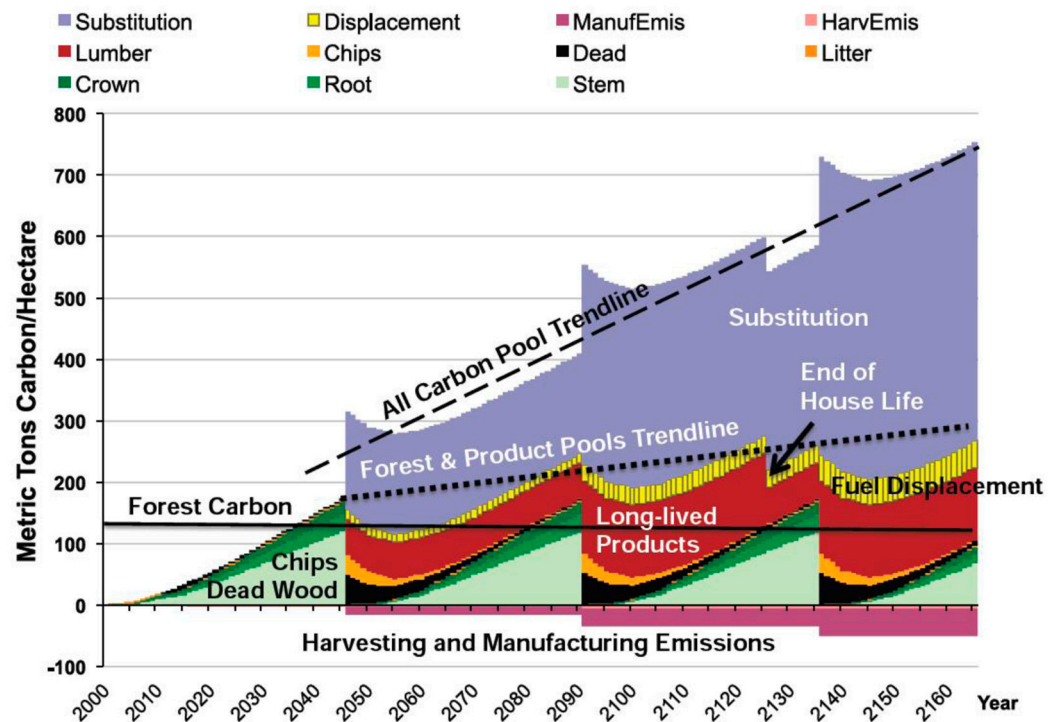


Figure 2. Carbon pools in forest stand, forest products, and under forest product substitution. From Maggard et al. [85]. Originally developed for sustainable forest management in the Pacific Northwest by Perez-Garcia et al. [86] and Lippke et al. [87].

On average, plantation silviculture can yield $2.72 \text{ Mg C}_{\text{sawlog}} \text{ ha}^{-1} \text{ yr}^{-1}$ on a 30-year rotation [56]. This translates to $235 \text{ kg C}_{\text{stem}}$ needed to produce $139 \text{ kg C}_{\text{lumber}}$ or 1 m^3 of planed, dry lumber [88]. In the big-picture, 100-year models indicated four consecutive loblolly pine rotations stored 542 Mg C ha^{-1} between stand, wood product, and landfill pools [89]. When harvests do not occur, stands can be overstocked, experience decreased growth, have increased mortality, and have decreased carbon pools [85]. Compared to naturally regenerated loblolly pine stands, site preparation with planting can considerably decrease rotation age from 47 to 29 years and increase carbon storage rate from $0.47 \text{ Mg C ha}^{-1} \text{ yr}^{-1}$ to $1.66 \text{ Mg C ha}^{-1} \text{ yr}^{-1}$ (Figure 1). Further treatments of herbaceous weed control (HWC) + thinning + fertilization can raise carbon storage to $3.51 \text{ Mg C ha}^{-1} \text{ yr}^{-1}$ and shorten rotation age to about 25 years (Figure 1). Speaking to adaptation, production-minded silviculture may decrease the risk of natural disturbances (e.g., [90]) through shorter rotation ages.

Silvicultural activities emit carbon but only negate a small fraction of stored carbon in wood products (Figure 2). The most intensive plantation emission profile (i.e., HWC + thinning + fertilization) represents only 0.8% [56] of 255 kg C stored in 1 m^3 of dry, harvested sawlogs [91]. Not only are silvicultural-related emissions small compared to stored carbon, but silvicultural activities only represent 25% (0.7 kg C m^{-3} sawlog) of rotation-wide emissions. Gas and diesel consumption, from thinning and harvest, emits the most carbon in rotation (75%, 2.1 kg C m^{-3} sawlog) [56], also documented by others [92]. In terms of

product type, commercial thinning (100% pulp) emits 88% more carbon (1.37 kg C m^{-3}) than final harvest (0.73 kg C m^{-3}), likely driven by greater fuel use (+8%) [56]. However, pulpwood is second to sawtimber volume (profit) in operational systems, mid-rotation thinning produces ~80% pulpwood, and final harvest produces ~15% pulpwood volume (Pers. Comm., The Westervelt Company, July 2022).

3.8. Future Research

If forests are to be used as a biological pump to store atmospheric carbon, additional research is needed to understand the potential tradeoffs enroute to increased forest carbon storage. Drier growing conditions in Western, xeric stands could be a roadblock. It has been documented that reduced soil moisture decreases volume growth [93] and photosynthesis [94]. Planting more drought tolerant shortleaf (*Pinus echinata* Mill.) or longleaf pine (*Pinus palustris* Mill.) seedlings could alleviate the drought roadblock and simultaneously provide greater biodiversity. However, increased biodiversity could change the economic objectives and trends in long-term carbon storage. We recommend forestry researchers and professionals refrain from ‘carbon tunnel vision’, and not pursue carbon gain at the expense of essential ecosystem services such as biodiversity.

Relationships between belowground carbon and aboveground carbon storage must be examined as well. Within loblolly pine’s commercial range, an astonishing 2.6 Pg of topsoil carbon is stored and stabilized on 34.7 million acres [95]. This massive carbon pool is partly due to silvicultural interventions that have increased the site index (i.e., productivity, [96]). However, it is not well understood if silviculture (e.g., genetic improvement, fertilization) will sustain soil carbon storage trends under anticipated climate change events. In the end, belowground consequences of increased stem carbon storage must be understood to help forest managers sustainably maximize total stand carbon.

4. Timber Products

4.1. Carbon Reduction Pathways

Timber products can be leveraged to decrease atmospheric emissions (Figure 2, [86]). Compared to carbon accumulation in no-harvest scenarios, there can be greater net carbon storage when harvests occur and timber products are manufactured [85,97,98]. Product type is important to consider. As mentioned in 3.6 and 3.7, sawtimber products are more effective at reducing carbon emissions than pulpwood products due to longer product lifespan, lower biogenic carbon emissions, and greater potential fossil-fuel carbon displacement. Such discrepancy brings to light the different ways timber products decrease atmospheric CO_2 . Some common pathways are storage, energy, and avoidance [97]. The storage pathway physically incorporates wood into products, so the wood does not rot, burn, and emit CO_2 . The energy pathway displaces fossil fuel combustion with biomass combustion that results in lower net CO_2 emissions. The avoidance pathway substitutes wood products for carbon-intensive products such as steel and concrete, where less fossil fuel carbon is emitted. Timber products typically utilize a combination of storage, energy, and avoidance pathways [97].

4.2. Avoidance Pathway

The avoidance pathway could be the most promising pathway due to the enormous carbon footprint of raw material procurement. Globally, material production is a substantial source of CO_2 that has trended upwards. From 1995 to 2015, global material production rose 120% from 1.4 Gt C yr^{-1} to 3.0 Gt C yr^{-1} [99]. In 2015 terms, material production represented a *quarter* of global CO_2 emissions [99]. Key contributors to emissions were iron and steel (31%, 0.9 Gt C yr^{-1}), along with cement, lime, and plaster (24%, 0.7 Gt C yr^{-1}) [99]. Clearly, simple steel, iron, and cement manufacture avoidance will result in carbon savings. This can be achieved under an increased timber-product use scenario, where the avoidance pathway controls carbon savings with storage and energy as minor carbon-saving pathways [97].

Compared to iron, steel, and cement production, wood production can be considered carbon neutral. This is first supported by wood product carbon storage throughout the manufacturing process (Figure 3) and product lifespan (Figure 2).

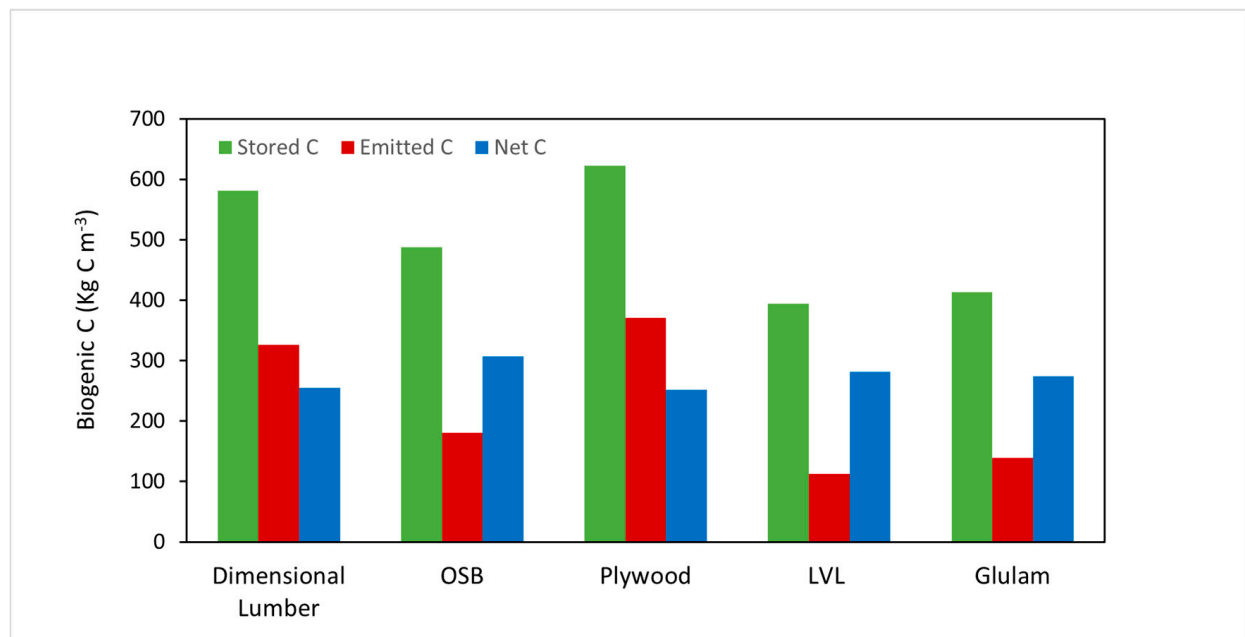


Figure 3. Biogenic carbon (temporary storage) for Southern-sourced wood products from raw material extraction through product installation. OSB = oriented strand board; LVL = laminated veneer lumber; Glulam = glue laminated lumber. Data from CORRIM Library of LCAs on Wood Products (<https://corrim.org/lcas-on-wood-products-library> (accessed on 19 July 2022) [100]).

Second, greater global wood production will lead to global change in supply and demand, complemented by managed forest expansion, and greater net carbon storage [101–103]. Wood products are carbon neutral because wood carbon is eventually emitted back to the atmosphere at end-of-product-life (Figure 2, end-of-house-life). For Southern pine, that means the previously mentioned 255 kg C per 1 m³ of dry lumber (Section 3.7) is a temporary biogenic carbon pool [91]. Wood carbon neutrality is supported by a constant, if not increased, forest carbon storage trend in the U.S. since 1990 [104]. Fortunately, wood carbon release is slow if the wood product has a long lifespan [105,106]. Wood product carbon neutrality could give importance to displaced fossil fuel carbon, which could result in substantial long-term reductions in atmospheric carbon [85].

4.3. Substitution

Substitution is the amount of carbon emissions foregone from wood utilization replacing more carbon-intensive practices (Figure 2). Typically, substitution is mainly achieved via the avoidance pathway [97]. Substitution is dimensionless, as it can be presented as units of ‘fossil-fuel carbon’ foregone per unit of ‘wood carbon’ (e.g., kg kg⁻¹). Generally, values greater than 0 represent carbon reduction, while values less than 0 represent greater fossil fuel carbon emissions. Values are case-specific, but meta-analyses have shown, globally, that substitution factors can often be less than 1 [107] or just slightly above 1 [108]. For example, Southern-based wood products in non-residential construction can have a substitution factor of 2.83, while similar products sourced from the Western United States have a factor of 0.60 [109]. This is because growth rate is one of the essential determinants for effective wood product substitution [110]. As noted previously on the positive relationship between silviculture and biogenic carbon storage, production-oriented silviculture can also help to increase substitution factors.

4.4. Sawtimber Utilization

CSF Application: Sawtimber products can lead to carbon savings beyond the stand (mitigation).

Commercial forestry stores biogenic carbon through long-lived, sawtimber products (storage pathway) and avoids fossil fuel carbon emissions via displacement (avoidance pathway) [106,111]. Compared to pulpwood products (see Section 4.5), sawtimber products have a longer lifespan (75 to 100 years [112]), a longer half-life (30 to 80 years [113]) and represent more products (carbon) in-use (40%) and in landfills (40% [113]). Under cradle-to-installation analysis, Southeastern sawtimber products such as dimensional lumber, oriented strand board (OSB), plywood, laminated veneer lumber, glulam, and cross-laminated timber have led to substantial net-positive biogenic carbon storage (Figure 1). Net-carbon storage at the product level can be scaled up to net-carbon storage in residential [112] and commercial [114] construction. In Atlanta, GA, USA, if residential construction wood use is increased by 2%, fossil fuel carbon emissions could decrease by around 50%—a substitution factor of 2.8 [112]. Similarly, Southeastern commercial mass-timber buildings built with glue laminated lumber (glulam) and cross laminated timber (CLT) can result in 40% less embodied carbon than traditional concrete buildings [114], due to less fossil fuel carbon emitted during manufacturing [115].

Increased building wood-use can ultimately lead to more favorable landscape-level carbon balances. The Southern region has the greatest potential to do so through housing starts. Currently, the South represents around 50% (~450 thousand yr^{-1}) of housing starts in the U.S. (Northeast ~60, Midwest ~125, West ~200 thousand yr^{-1}) [116]. Southern housing-start dominance has been predicted to remain until at least 2070, with the region responsible for, on average, 10 million Mg C yr^{-1} (50% nationwide housing C storage yr^{-1}) in the form of single- and multi-family housing [116]. Increased wood use could even raise average housing carbon storage. For instance, high wood-use models have predicted Southern pine plantations could increase in area, leading to increased carbon storage (+80% compared to baseline) via increased construction demand [109]. Despite predicted benefits, construction wood substitution is system specific and can vary from -2.3 to 15 [117].

Wood utilization in buildings can be the lynchpin to global tree planting initiatives targeted at enhanced carbon storage [85]. This is because plantation forests can surpass mature forests carbon storage after multiple rotations [109]. Harvested and replanted forests represent continued carbon reductions [85], and result in a forest carbon equilibrium [118]. Lippke et al. [85] asserted that demolished steel and concrete structures cannot recover used energy (carbon), but wood-based buildings can with each sequential wood-based building replacing a traditional steel and concrete building. A 100-year projection agreed, loblolly pine rotations harvested for CLT-based buildings resulted in $+200 \text{ Mg C ha}^{-1}$ to $+350 \text{ Mg C ha}^{-1}$ [105]. To obtain the maximum (350 Mg C ha^{-1}) carbon storage regime, storage in buildings must be first initiated by, at least, operational silviculture (Figure 1) [105]. This indicates that active management such as fertilization, vegetation control, and genetic deployment are the primary foundations to increase carbon storage, in agreement with others [38,96].

Sawtimber utilization has tradeoffs. Increased wood production could cause decreased forest inventory due to increased wood product demand. It has been predicted that forest inventory could decrease in the short- to mid-term (>50 years [101,109]). However, in the long-term (100-plus years), forest inventory could recuperate due to increased leaf gas exchange (i.e., CO_2 fertilization [34]) and increased forest investment (i.e., planting, [101]). On another note, mid-term forest inventory reduction will likely affect biodiversity. Expanded wood utilization and maximum carbon storage may not be compatible with biodiversity integrity in all forested systems [119]; therefore, they should only be focused on when it is ecologically prudent.

4.5. Pulp and Paper Product Utilization

CSF Application: Pulp and paper products are vastly different than sawtimber products. Additional research is needed to understand how pulp and paper could increase carbon storage (mitigation).

Globally, the pulp and paper industry generates almost 2% of annual GHG emissions [120]. Vast industry emissions can translate to product-level emissions, such as in freesheet and mechanical paper [106]. Despite large- and small-scale carbon emissions, there are few peer-reviewed LCAs on specific Southern products such as paperboard, tissue, and market pulp. This makes direct comparisons to Southern sawtimber products problematic. Nevertheless, there are major takeaways on pulp and paper carbon. Compared to sawtimber products, pulp products have a shorter lifespan (0.5 to 50 years [121]), a shorter half-life (8 to 15 years [113]) and represent a smaller carbon proportion of products in use (4%) and in landfills (16%) [113]. In reference to United States trends, tissue and towel products consume the largest amount of embodied carbon ($469 \text{ kg C Mg}_{\text{product}}^{-1}$) and market pulp consumes the largest amount of biogenic carbon ($614 \text{ kg C Mg}_{\text{product}}^{-1}$) [122]. Unbleached paperboard (i.e., cardboard) dominates overall annual production ($22.5 \text{ Tg}_{\text{product}} \text{ yr}^{-1}$ [122]); thus, its production emits the most carbon per year.

Embodied carbon evaluations across pulp and paper products are complex for a few reasons. First, many pulp and paper products require specific mills, raw materials, technologies, chemicals, and energy inputs [123]. For example, unbleached paperboard produces 241% less embodied carbon ($195 \text{ kg C Mg}_{\text{product}}^{-1}$) than sanitary tissue, but unbleached paperboard also produces 440% more biogenic carbon ($1515 \text{ kg C Mg}_{\text{product}}^{-1}$) [122]. Greater biogenic carbon from paperboard production is likely due to on-site bioenergy combustion, sourced from mill pulping liquor and waste wood [122]. This brings to light different carbon-release timescales and subsequent challenges with LCA comparison. Second, pulp and paper products vary in lifespan. Sanitary tissue has a very short lifespan, 0.5 to 1.5 years, cardboard slightly longer, 2 to 8 years, and book lifespan is substantially greater, 10 to 50 years [121]. However, sawtimber product lifespans are more congruent because lifespan is assumed equal to building-life [113]. Lastly, and maybe the most problematic, pulp peer-reviewed LCA methodologies vary. In particular, there have been many individual LCA articles (e.g., [122,124,125]), with a wide range in functional units, from a ‘paper towel roll’ [125] to $\text{Mg}_{\text{product}}$ [122], and a wide range in scope, from nation-wide carbon estimates [126] to specific pulp operations [127].

Despite carbon comparison issues, there is still potential for the pulp and paper industry to realize carbon savings in the avoidance pathway from onsite carbon capture, product recycling, or substitution. Speaking to carbon capture, the United States pulp and paper industry heavily relies on pulping liquor and biomass (~77% of fuel) for power [128]. Therefore, some have outlined how the industry could pragmatically capture and store biogenic carbon from plant boilers [128] to improve decarbonization efforts [123]. Thinking about recycling, pulp and paper products are more likely to be recycled than sawtimber-sourced products [113]. Instead of a biogenic-carbon focus, future research could focus on the embodied carbon impact of reduced virgin fiber use and increased material reuse efficiency [129]. Encouragingly, cellulosic fiber-based packaging has gained momentum to replace plastic packaging [130] and fiber packaging LCAs have shown carbon savings compared to plastic packaging [131]. Pulp and paper substitution benefits can subsequently be realized due to heightened renewability, recyclability, and enhanced biodegradable properties [132], a trend supported in long-term analysis [133]. Other metrics, such as water footprint accounting, have also been suggested to support freshwater ecosystem services in the sector [134].

4.6. Bioenergy Utilization

CSF Application: Bioenergy has capacity to lower CO₂ emissions in the long-term (mitigation).

The South can utilize enormous stand productivity to displace coal-fired power plants with biomass combustion [82,135]. In an analysis of Georgia’s bioenergy potential, pulp-

wood and logging residue for bioenergy was predicted to save 222 million tons of carbon emissions over 50 years when compared to a 100% coal baseline [82]. However, bioenergy carbon accounting is complex. Different analyses can suggest net reductions or net emissions. Why the discrepancy? As with all analyses, different assumptions can alter predictions. The main issue is analysis scale. At the landscape level, energy generation from loblolly pine biomass, in place of coal-fired power plants, can lead to a net carbon reduction [82,135,136]—especially with whole trees or additional slash harvests [83,135]. At the stand level, the opposite has been found: wood-for-coal in the Southeast could result in net carbon emissions [137].

Harvest can be an underlying mechanism to create different outcomes between landscape- and stand-level investigations. At large spatial scales, increased harvest rates or disturbances have little effect on carbon storage. Often, as one stand is harvested or disturbed, another accumulates biomass; hence, the average carbon storage across many stands does not change dramatically [31]. At fine spatial scales (stand level), this is not true. Increased harvest rates will abruptly decrease and increase carbon storage in a traditional, cyclic pattern (e.g., crown, root, and stem carbon in Figure 2, [31]). For example, landscape-level silvicultural actions such as replanting [118,138] or managed forest expansion [101,139] will often produce favorable carbon balances [82].

Another issue is different temporal perspectives related to ‘carbon debt’ [135,140]. Generally, it is accepted that wood bioenergy utilization temporarily increases CO₂ emissions in the short term [135,141], but decreases CO₂ emissions in the long term, i.e., >20 years [138,141,142]. This is because of carbon debt from biomass combustion that must be ‘paid back’ via stem growth or replanting before carbon reductions are realized [141]. Carbon debt is extremely system specific. With tremendous loblolly pine aboveground productivity, payback time can only be one to three years [135,136], compared to 50 years in slower growing Southern hardwood systems [140].

4.7. Further Research

As evidenced in Section 4.5, Southern pulp and paper product LCAs must be improved to determine precise carbon footprints. Additionally, substitution factors must be enhanced to reflect options related to end-of-product-life such as product reuse, incineration, or disposal in landfills (e.g., [143]). Some have shown that substitution can be overestimated [144] or altogether ineffective [145]. Overestimation can arise due to the static nature of substitution analyses and ill-defined system boundaries [107]. Thankfully, Hurmekoski et al. [107] suggested areas for substitution improvement and Howard et al. [146] highlighted common substitution assumptions. Ineffective substitution is a valid point; the argument contends that increased harvests could increase short-term carbon emissions [147]. In response to ineffective substitution perspectives, some have suggested that concentration on short-term emission reduction could lead to the failure of long-term emission reduction [148]. We echo calls for additional viewpoints on short- and long-term carbon reduction suitability [148].

Within the U. S., the Southeast may have the most flexibility to increase carbon storage potential. In the commercially dominated Southeastern U.S., there is substantially more carbon storage on private lands than other regions such as the Pacific Northwest or Northeast [149]. To harness this flexibility, we encourage more landscape-level analyses to include forest carbon and market responses (see [103]) to improve transparency on how demand and forest growth could be synergistic. For instance, increased timber product demand could be leveraged to encourage integrity of essential ecosystem services beyond the carbon cycle.

5. Data Collection

CSF Application: ‘You can’t increase what you can’t measure’ (mitigation).

We will briefly mention the power behind data-driven CSF. In situ and remote sensing are the two main categories of CSF-related data collection. We will focus on remote sensing that may be used to improve productivity estimation, such as the application of data

acquired from new and ongoing satellite missions (e.g., Sentinel-2 imagery, Global Ecosystem Dynamics Investigation or GEDI, and the Ice, Cloud and land Elevation Satellite-2 (ICESat-2)) [150], or fine-scale observations collected from unmanned aerial vehicles (i.e., UAVs) [9].

In order to increase carbon storage in the South, carbon needs to be measured precisely, while also being affordable—not a new concern [5]. Ground-based tree survey data are precise but can be expensive and time-consuming. Lidar-based estimates of traditional forest attributes (e.g., height, volume, basal area, aboveground biomass) can increase the precision of forest carbon measurements and enhance the estimation of other forest structural metrics such as height complexity and canopy cover [150]. One of the most appealing CSF applications of lidar-based estimations is to monitor and calculate forest carbon stock after harvest or other disturbances. At a landscape scale, Fagan et al. [151] showed how lidar can be combined with imagery to quantify Southern pine plantation expansion. The authors found that from 1992 to 2011, southern pine expanded into non-forest areas throughout the South by $1.08\% \text{ yr}^{-1}$ [151]. Using similar methods, Garcia et al. [152] determined pre- and post-fire forest carbon, or carbon release from fire. Here, the authors documented how the 2013 California Rim fire released 3 Tg C, similar to emissions from over 2 million cars yr^{-1} [152]. Comparable lidar applications could be employed to add clarity to CSF's impact on short- and long-term carbon storage in the South, such as outcomes from increased planting or increased harvest rates.

More precise estimations can benefit carbon accounting too. It has been indicated that California's Cap-and-Trade program has over-credited 30 million tCO_2e , worth around USD 410 million, due to coarse regionwide estimates [153]. Such blunders are troublesome and highlight an extensive need for greater scientific rigor in the carbon accounting sector [154]. Carbon credit platforms are not limited to the California system, as private platforms such as NCX or Core Carbon now offer carbon programs to Southern timberland owners. Improved estimation techniques will help the South capitalize on carbon markets honestly and continue efforts to combat climate change.

6. Conclusions

Southern CSF serves as part of the solution to combat climate change. We highlighted traditional silvicultural practices that increase stem productivity and concurrently store additional carbon. After harvest, forest products can be substituted for carbon-intensive products to help reduce carbon emissions (fossil fuel use) beyond the stand. The cooperative relationship between commercial forestry and carbon abatement highlights the pivotal role management plays in atmospheric carbon reduction. We contend, along with others [110,155], that non-management is not the most effective strategy to store additional carbon to combat rising atmospheric carbon. To advocate for increased CSF-centered management in all forest types, we call for (1) increased understanding on ecosystem service tradeoffs from carbon storage prioritization in forested systems; (2) CSF that promotes a cohort of ecosystem services, not just carbon storage; (3) substitution methodology standardization to help claim legitimate carbon benefits; and (4) increased remote sensing capabilities to increase measurement precision based around carbon accounting. Our review supports pragmatic climate change solutions sourced from traditional, production-oriented forestry practices with the help of carbon-conscious mitigation and adaptation objectives.

Author Contributions: Conceptualization, N.T.S., L.N., Y.P. and A.M.; Investigation, N.T.S.; Writing—Original Draft Preparation, N.T.S.; Writing—Review and Editing, L.N., Y.P. and A.M.; Visualization, N.T.S. All authors have read and agreed to the published version of the manuscript.

Funding: Partial funding support from The Westervelt Company, Resource Management Services, and Forest Investment Associates is greatly appreciated.

Institutional Review Board Statement: Not applicable.

Informed Consent Statement: Not applicable.

Data Availability Statement: Not applicable.

Acknowledgments: This manuscript was developed with help from Jonathan Lowery, Victoria Lockhart, Kirstie White, and MaryKate Bullen.

Conflicts of Interest: The authors declare no conflict of interest.

References

- Oswalt, S.N.; Smith, W.B.; Miles, P.D.; Pugh, S.A. Forest Resources of the United States, 2017: A technical document supporting the Forest Service 2020 RPA Assessment. In *Gen. Tech. Rep. WO-97*; U.S. Department of Agriculture, Forest Service, Washington Office: Washington, DC, USA, 2019; Volume 97.
- Domke, G.M.; Walters, B.F.; Nowak, D.J.; Smith, J.; Ogle, S.M.; Coulston, J.W.; Wirth, T. Greenhouse gas emissions and removals from forest land, woodlands, and urban trees in the United States, 1990–2018. In *Resource Update FS-227*; U.S. Department of Agriculture, Forest Service, Northern Research Station: Madison, WI, USA, 2022; Volume 227, pp. 1–5.
- Grassi, G.; House, J.; Dentener, F.; Federici, S.; den Elzen, M.; Penman, J. The key role of forests in meeting climate targets requires science for credible mitigation. *Nat. Clim. Chang.* **2017**, *7*, 220–226. [\[CrossRef\]](#)
- Chudy, R.P.; Cubbage, F.W. Research trends: Forest investments as a financial asset class. *For. Policy Econ.* **2020**, *119*, 102273. [\[CrossRef\]](#) [\[PubMed\]](#)
- Fahey, T.J.; Woodbury, P.B.; Battles, J.J.; Goodale, C.L.; Hamburg, S.P.; Ollinger, S.V.; Woodall, C.W. Forest carbon storage: Ecology, management, and policy. *Front. Ecol. Environ.* **2010**, *8*, 245–252. [\[CrossRef\]](#)
- Kinerson, R.; Ralston, C.; Wells, C. Carbon cycling in a loblolly pine plantation. *Oecologia* **1977**, *29*, 1–10. [\[CrossRef\]](#) [\[PubMed\]](#)
- Fox, T.R.; Jokela, E.J.; Allen, H.L. The development of pine plantation silviculture in the southern United States. *J. For.* **2007**, *105*, 337–347. [\[CrossRef\]](#)
- Bowditch, E.; Santopuoli, G.; Binder, F.; Del Rio, M.; La Porta, N.; Kluvankova, T.; Lesinski, J.; Motta, R.; Pach, M.; Panzacchi, P. What is Climate-Smart Forestry? A definition from a multinational collaborative process focused on mountain regions of Europe. *Ecosyst. Serv.* **2020**, *43*, 101113. [\[CrossRef\]](#)
- Torresan, C.; Benito Garzón, M.; O’grady, M.; Robson, T.M.; Picchi, G.; Panzacchi, P.; Tomelleri, E.; Smith, M.; Marshall, J.; Wingate, L. A new generation of sensors and monitoring tools to support climate-smart forestry practices. *Can. J. For. Res.* **2021**, *51*, 1751–1765. [\[CrossRef\]](#)
- Nabuurs, G.-J.; Verkerk, P.J.; Schelhaas, M.; González-Olabarria, J.; Trasobares, A.; Cienciala, E. *Climate-Smart Forestry: Mitigation Impact in Three European Regions*; European Forest Institute: Joensuu, Finland, 2018; Volume 6.
- Mann, W.; Lipper, L.; Tennigkeit, T.; McCarthy, N.; Branca, G.; Paustian, K. *Food Security and Agricultural Mitigation in Developing Countries: Options for Capturing Synergies*; FAO: Rome, Italy, 2009.
- Vose, J.M.; Klepzig, K.D. *Climate Change Adaptation and Mitigation Management Options: A Guide for Natural Resource Managers in Southern Forest Ecosystems*; CRC Press: Boca Raton, FL, USA, 2013.
- Busby, G.M.; Binkley, C.S.; Chudy, R.P. Constructing optimal global timberland investment portfolios. *For. Policy Econ.* **2020**, *111*, 102083. [\[CrossRef\]](#)
- USDA Press. Partnerships for Climate-Smart Commodities [Press Release]. Available online: <https://www.usda.gov/media/press-releases/2022/02/07/usda-invest-1-billion-climate-smart-commodities-expanding-markets> (accessed on 7 February 2022).
- Exec. Order No. 14008, 86 Fed. Reg. 7619 (27 January 2021). Available online: <https://www.federalregister.gov/documents/2021/02/01/2021-02177/tackling-the-climate-crisis-at-home-and-abroad> (accessed on 5 May 2022).
- Exec. Order No. 14072, 87 Fed. Reg. 24851 (22 April 2022). Available online: <https://www.federalregister.gov/documents/2022/04/27/2022-09138/strengthening-the-nations-forests-communities-and-local-economies> (accessed on 5 May 2022).
- SFI 2022 Forest Management Standard Section 2. Available online: https://forests.org/wp-content/uploads/2022_SFI_StandardsandRules_section2.pdf (accessed on 8 August 2022).
- Nitschke, C.R.; Innes, J.L. Integrating climate change into forest management in South-Central British Columbia: An assessment of landscape vulnerability and development of a climate-smart framework. *For. Ecol. Manag.* **2008**, *256*, 313–327. [\[CrossRef\]](#)
- Nabuurs, G.-J.; Delacote, P.; Ellison, D.; Hanewinkel, M.; Lindner, M.; Nesbit, M.; Ollikainen, M.; Savaresi, A. *A New Role for Forests and the Forest Sector in the EU Post-2020 Climate Targets*; European Forest Institute: Joensuu, Finland, 2015.
- Joyce, L.A.; Birdsey, R.A. *Productivity of America’s Forests and Climate Change*; US Department of Agriculture, Forest Service, Rocky Mountain Forest and Range Experiment Station: Fort Collins, CO, USA, 1995; Volume 271.
- Houghton, J.T.; Filho, L.G.M.; Bruce, J.; Lee, H.; Callander, B.A.; Haites, E.; Harris, N.; Maskell, K. (Eds.) *Climate Change 1994: Radiative Forcing of Climate Change and an Evaluation of the IPCC 1992 IS92 Emission Scenarios*; Cambridge University Press: Cambridge, UK, 1995.
- Teskey, R.; Bongarten, B.; Cregg, B.; Dougherty, P.; Hennessey, T. Physiology and genetics of tree growth response to moisture and temperature stress: An examination of the characteristics of loblolly pine (*Pinus taeda* L.). *Tree Physiol.* **1987**, *3*, 41–61. [\[CrossRef\]](#)
- Evans, J. Sustainability of forest plantations: A review of evidence and future prospects. *Int. For. Rev.* **1999**, *1*, 153–162.
- Joyce, L.A.; Mills, J.R.; Heath, L.S.; McGuire, A.D.; Haynes, R.W.; Birdsey, R.A. Forest sector impacts from changes in forest productivity under climate change. *J. Biogeogr.* **1995**, *22*, 703–713. [\[CrossRef\]](#)

25. Schultz, R.P. Loblolly Pine: The Ecology and Culture of Loblolly Pine (*Pinus taeda* L.). In *Agriculture Handbook 713*; U.S. Department of Agriculture, Forest Service: Washington, DC, USA, 1997; p. 493.
26. Fox, T.; Burger, J.; Kreh, R. Effects of site preparation on nitrogen dynamics in the southern Piedmont. *For. Ecol. Manag.* **1986**, *15*, 241–256. [[CrossRef](#)]
27. Lowery, R.F.; Gjerstad, D.H. Chemical and mechanical site preparation. In *Forest Regeneration Manual*; Springer: Berlin/Heidelberg, Germany, 1991; pp. 251–261.
28. Allen, H.; Dougherty, P.M.; Campbell, R. Manipulation of water and nutrients—Practice and opportunity in southern US pine forests. *For. Ecol. Manag.* **1990**, *30*, 437–453. [[CrossRef](#)]
29. Wells, C.G.; Allen, L. Allen, L. A loblolly pine management guide: When and where to apply fertilizer. In *Gen. Tech. Rep. SE-36*; USDA Forest Service, Southeastern Forest Experiment Station: Asheville, NC, USA, 1985; Volume 36, p. 23.
30. Neary, D.; Rockwood, D.; Comerford, N.; Swindel, B.; Cooksey, T. Importance of weed control, fertilization, irrigation, and genetics in slash and loblolly pine early growth on poorly drained spodosols. *For. Ecol. Manag.* **1990**, *30*, 271–281. [[CrossRef](#)]
31. McKinley, D.C.; Ryan, M.G.; Birdsey, R.A.; Giardina, C.P.; Harmon, M.E.; Heath, L.S.; Houghton, R.A.; Jackson, R.B.; Morrison, J.F.; Murray, B.C. A synthesis of current knowledge on forests and carbon storage in the United States. *Ecol. Appl.* **2011**, *21*, 1902–1924. [[CrossRef](#)]
32. Susaeta, A.; Carter, D.R.; Adams, D.C. Sustainability of forest management under changing climatic conditions in the southern United States: Adaptation strategies, economic rents and carbon sequestration. *J. Environ. Manag.* **2014**, *139*, 80–87. [[CrossRef](#)]
33. Susaeta, A.; Carter, D.R.; Adams, D.C. Impacts of climate change on economics of forestry and adaptation strategies in the southern United States. *J. Agric. Appl. Econ.* **2014**, *46*, 257–272. [[CrossRef](#)]
34. Bracho, R.; Vogel, J.G.; Will, R.E.; Noormets, A.; Samuelson, L.J.; Jokela, E.J.; Gonzalez-Benecke, C.A.; Gezan, S.A.; Markewitz, D.; Seiler, J.R.; et al. Carbon accumulation in loblolly pine plantations is increased by fertilization across a soil moisture availability gradient. *For. Ecol. Manag.* **2018**, *424*, 39–52. [[CrossRef](#)]
35. Sha, Z.; Bai, Y.; Li, R.; Lan, H.; Zhang, X.; Li, J.; Liu, X.; Chang, S.; Xie, Y. The global carbon sink potential of terrestrial vegetation can be increased substantially by optimal land management. *Commun. Earth Environ.* **2022**, *3*, 8. [[CrossRef](#)]
36. Fox, T.R.; Jokela, E.J.; Allen, H.L. The evolution of pine plantation silviculture in the southern United States. In *Gen. Tech. Rep. SRS-75*; US Department of Agriculture, Forest Service, Southern Research Station: Asheville, NC, USA, 2004; Volume 8, pp. 63–82.
37. Jokela, E.J.; Martin, T.A.; Vogel, J.G. Twenty-five years of intensive forest management with southern pines: Important lessons learned. *J. For.* **2010**, *108*, 338–347.
38. Gonzalez-Benecke, C.A.; Martin, T.A.; Jokela, E.J.; Torre, R.D.L. A flexible hybrid model of life cycle carbon balance for loblolly pine (*Pinus taeda* L.) management systems. *Forests* **2011**, *2*, 749–776. [[CrossRef](#)]
39. McKeand, S.E.; Crook, R.P.; Lee Allen, H. Genotypic stability effects on predicted family responses to silvicultural treatments in loblolly pine. *South. J. Appl. For.* **1997**, *21*, 84–89. [[CrossRef](#)]
40. Zhai, L.; Jokela, E.J.; Gezan, S.A.; Vogel, J.G. Family, environment and silviculture effects in pure- and mixed-family stands of loblolly (*Pinus taeda* L.) and slash (*P. Elliottii* Engelm. var. *Elliottii*) pine. *For. Ecol. Manag.* **2015**, *337*, 28–40. [[CrossRef](#)]
41. Aspinwall, M.J.; McKeand, S.E.; King, J.S. Carbon Sequestration from 40 Years of Planting Genetically Improved Loblolly Pine across the Southeast United States. *For. Sci.* **2012**, *58*, 446–456. [[CrossRef](#)]
42. McKeand, S.E. The evolution of a seedling market for genetically improved loblolly pine in the southern United States. *J. For.* **2019**, *117*, 293–301. [[CrossRef](#)]
43. Asaro, C.; Nowak, J.T.; Elledge, A. Why have southern pine beetle outbreaks declined in the southeastern U.S. with the expansion of intensive pine silviculture? A brief review of hypotheses. *For. Ecol. Manag.* **2017**, *391*, 338–348. [[CrossRef](#)]
44. Roberds, J.H.; Strom, B.L.; Hain, F.P.; Gwaze, D.P.; McKeand, S.E.; Lott, L.H. Estimates of genetic parameters for oleoresin and growth traits in juvenile loblolly pine. *Can. J. For. Res.* **2003**, *33*, 2469–2476. [[CrossRef](#)]
45. Roth, B.E.; Jokela, E.J.; Martin, T.A.; Huber, D.A.; White, T.L. Genotype × environment interactions in selected loblolly and slash pine plantations in the Southeastern United States. *For. Ecol. Manag.* **2007**, *238*, 175–188. [[CrossRef](#)]
46. Wilcox, P.L.; Amerson, H.V.; Kuhlman, E.G.; Liu, B.-H.; O'Malley, D.M.; Sederoff, R.R. Detection of a major gene for resistance to fusiform rust disease in loblolly pine by genomic mapping. *Proc. Natl. Acad. Sci. USA* **1996**, *93*, 3859–3864. [[CrossRef](#)]
47. Ryan, M.; Binkley, D.; Fownes, J.H. Age-related decline in forest productivity: Pattern and process. *Adv. Ecol. Res.* **1997**, *27*, 213–262.
48. Vitousek, P.M.; Andariese, S.W.; Matson, P.A.; Morris, L.; Sanford, R.L. Effects of harvest intensity, site preparation, and herbicide use on soil nitrogen transformations in a young loblolly pine plantation. *For. Ecol. Manag.* **1992**, *49*, 277–292. [[CrossRef](#)]
49. Zhao, D.; Kane, M.; Borders, B.E.; Harrison, M.; Rheney, J.W. Site preparation and competing vegetation control affect loblolly pine long-term productivity in the southern Piedmont/Upper Coastal Plain of the United States. *Ann. For. Sci.* **2009**, *66*, 705. [[CrossRef](#)]
50. Lauer, D.; Muir, R.; Glover, G. Combining herbicide applications with mechanical site preparation. *South. Weed Sci. Soc.* **1998**, *51*, 112–113.
51. Zhao, D.; Kane, M.; Teskey, R.; Fox, T.R.; Albaugh, T.J.; Allen, H.L.; Rubilar, R. Maximum response of loblolly pine plantations to silvicultural management in the southern United States. *For. Ecol. Manag.* **2016**, *375*, 105–111. [[CrossRef](#)]
52. Martin, S.W.; Shiver, B.D. Twelve-year results of a loblolly pine site preparation study in the Piedmont and Upper Coastal Plain of South Carolina, Georgia, and Alabama. *South. J. Appl. For.* **2002**, *26*, 32–36. [[CrossRef](#)]

53. Wittwer, R.F.; Dougherty, P.M.; Cosby, D. Effects of Ripping and Herbicide Site Preparation Treatments on Loblolly Pine Seedling Growth and Survival. *South. J. Appl. For.* **1986**, *10*, 253–257. [[CrossRef](#)]
54. Cain, M.D. *Planted Loblolly and Slash Pine Response to Bedding and Flat Disking on a Poorly Drained Site: An Update*; Department of Agriculture, Forest Service, Southern Forest Experiment Station: New Orleans, LA, USA, 1978; Volume 237.
55. Ross, D.W.; Berisford, C.W.; Godbee, J.F., Jr. Pine tip moth, *Rhyacionia* spp., response to herbaceous vegetation control in an intensively site-prepared loblolly pine plantation. *For. Sci.* **1990**, *36*, 1105–1118.
56. Oneil, E. *Cradle to Gate Life Cycle Assessment of US Regional Forest Resources—US Southern Pine Forests*; CORRIM, Ed.; Consortium for Research on Renewable Industrial Materials: Corvallis, OR, USA, 2021; p. 41.
57. Albaugh, T.J.; Allen, H.L.; Zutter, B.R.; Quicke, H.E. Vegetation control and fertilization in midrotation *Pinus taeda* stands in the southeastern United States. *Ann. For. Sci.* **2003**, *60*, 619–624. [[CrossRef](#)]
58. Michael, J. Growth of loblolly pine treated with hexazinone, sulfometuron methyl, and metsulfuron methyl for herbaceous weed control. *South. J. Appl. For.* **1985**, *9*, 20–26. [[CrossRef](#)]
59. Nelson, L.R.; Ezell, A.W.; Yeiser, J.L. Imazapyr and triclopyr tank mixtures for basal bark control of woody brush in the southeastern United States. *New For.* **2006**, *31*, 173–183. [[CrossRef](#)]
60. Will, R.E.; Munger, G.T.; Zhang, Y.; Borders, B.E. Effects of annual fertilization and complete competition control on current annual increment, foliar development, and growth efficiency of different aged *Pinus taeda* stands. *Can. J. For. Res.* **2002**, *32*, 1728–1740. [[CrossRef](#)]
61. Borders, B.; Will, R.; Markewitz, D.; Clark, A.; Hendrick, R.; Teskey, R.; Zhang, Y. Effect of complete competition control and annual fertilization on stem growth and canopy relations for a chronosequence of loblolly pine plantations in the lower coastal plain of Georgia. *For. Ecol. Manag.* **2004**, *192*, 21–37. [[CrossRef](#)]
62. Martin, T.; Jokela, E. Developmental patterns and nutrition impact radiation use efficiency components in southern pine stands. *Ecol. Appl.* **2004**, *14*, 1839–1854. [[CrossRef](#)]
63. Callaghan, D.W.; Khanal, P.N.; Straka, T.J.; Hagan, D.L. Influence of Forestry Practices Cost on Financial Performance of Forestry Investments. *Resources* **2019**, *8*, 28. [[CrossRef](#)]
64. Will, R.E.; Narahari, N.V.; Shiver, B.D.; Teskey, R.O. Effects of planting density on canopy dynamics and stem growth for intensively managed loblolly pine stands. *For. Ecol. Manag.* **2005**, *205*, 29–41. [[CrossRef](#)]
65. Hoover, C.; Stout, S. The carbon consequences of thinning techniques: Stand structure makes a difference. *J. For.* **2007**, *105*, 266–270.
66. Sayer, M.S.; Goelz, J.; Chambers, J.L.; Tang, Z.; Dean, T.; Haywood, J.D.; Leduc, D.J. Long-term trends in loblolly pine productivity and stand characteristics in response to thinning and fertilization in the West Gulf region. *For. Ecol. Manag.* **2004**, *192*, 71–96. [[CrossRef](#)]
67. Hennessey, T.; Dougherty, P.; Lynch, T.; Wittwer, R.; Lorenzi, E. Long-term growth and ecophysiological responses of a southeastern Oklahoma loblolly pine plantation to early rotation thinning. *For. Ecol. Manag.* **2004**, *192*, 97–116. [[CrossRef](#)]
68. Gan, J. Risk and damage of southern pine beetle outbreaks under global climate change. *For. Ecol. Manag.* **2004**, *191*, 61–71. [[CrossRef](#)]
69. Fortuin, C.C.; Montes, C.R.; Vogt, J.T.; Gandhi, K.J.K. Predicting risks of tornado and severe thunderstorm damage to southeastern U.S. forests. *Landsc. Ecol.* **2022**, *37*, 1905–1919. [[CrossRef](#)]
70. Nowak, J.T.; Meeker, J.R.; Coyle, D.R.; Steiner, C.A.; Brownie, C. Southern pine beetle infestations in relation to forest stand conditions, previous thinning, and prescribed burning: Evaluation of the southern pine beetle prevention program. *J. For.* **2015**, *113*, 454–462. [[CrossRef](#)]
71. Stanturf, J.A.; Goodrick, S.L.; Outcalt, K.W. Disturbance and coastal forests: A strategic approach to forest management in hurricane impact zones. *For. Ecol. Manag.* **2007**, *250*, 119–135. [[CrossRef](#)]
72. Bragg, D.C.; Shelton, M.G. Recovery of planted loblolly pine 5 years after severe ice storms in Arkansas. *South. J. Appl. For.* **2010**, *34*, 13–20. [[CrossRef](#)]
73. Albaugh, T.J.; Lee Allen, H.; Dougherty, P.M.; Johnsen, K.H. Long term growth responses of loblolly pine to optimal nutrient and water resource availability. *For. Ecol. Manag.* **2004**, *192*, 3–19. [[CrossRef](#)]
74. Jokela, E.J.; Dougherty, P.M.; Martin, T.A. Production dynamics of intensively managed loblolly pine stands in the southern United States: A synthesis of seven long-term experiments. *For. Ecol. Manag.* **2004**, *192*, 117–130. [[CrossRef](#)]
75. Amateis, R.L.; Liu, J.; Ducey, M.J.; Lee Allen, H. Modeling response to midrotation nitrogen and phosphorus fertilization in loblolly pine plantations. *South. J. Appl. For.* **2000**, *24*, 207–212. [[CrossRef](#)]
76. Fox, T.R.; Lee Allen, H.; Albaugh, T.J.; Rubilar, R.; Carlson, C.A. Tree nutrition and forest fertilization of pine plantations in the southern United States. *South. J. Appl. For.* **2007**, *31*, 5–11. [[CrossRef](#)]
77. Carter, D.R.; Allen, H.L.; Fox, T.R.; Albaugh, T.J.; Rubilar, R.A.; Campoe, O.C.; Cook, R.L. A 50-Year Retrospective of the Forest Productivity Cooperative in the Southeastern United States: Regionwide Trials. *J. For.* **2020**, *119*, 73–85. [[CrossRef](#)]
78. Shephard, N.T.; Joshi, O.; Susaeta, A.; Will, R.E. A stand level application of efficiency analysis to understand efficacy of fertilization and thinning with drought in a loblolly pine plantation. *For. Ecol. Manag.* **2021**, *482*, 118855. [[CrossRef](#)]
79. Markewitz, D. Fossil fuel carbon emissions from silviculture: Impacts on net carbon sequestration in forests. *For. Ecol. Manag.* **2006**, *236*, 153–161. [[CrossRef](#)]

80. Gan, J.; Smith, C.; Langeveld, J. Effects of considering greenhouse gas consequences on fertilizer use in loblolly pine plantations. *J. Environ. Manag.* **2012**, *113*, 383–389. [\[CrossRef\]](#) [\[PubMed\]](#)
81. Shrestha, P.; Stainback, G.A.; Dwivedi, P. Economic impact of net carbon payments and bioenergy production in fertilized and non-fertilized loblolly pine plantations. *Forests* **2015**, *6*, 3045–3059. [\[CrossRef\]](#)
82. Masum, M.F.H.; Wang, W.; Colson, G.; Dwivedi, P. Replacing coal in Georgia's power plants with woody biomass to increase carbon benefit: A mixed integer linear programming model. *J. Environ. Manag.* **2022**, *316*, 115060. [\[CrossRef\]](#)
83. Jonker, J.; van der Hilst, F.; Markewitz, D.; Faaij, A.; Junginger, H. Carbon balance and economic performance of pine plantations for bioenergy production in the Southeastern United States. *Biomass Bioenergy* **2018**, *117*, 44–55. [\[CrossRef\]](#)
84. Albaugh, T.J.; Fox, T.R.; Cook, R.L.; Raymond, J.E.; Rubilar, R.A.; Campoe, O.C. Forest fertilizer applications in the southeastern United States from 1969 to 2016. *For. Sci.* **2019**, *65*, 355–362. [\[CrossRef\]](#)
85. Lippke, B.; Puettmann, M.; Oneil, E.; Dearing Oliver, C. The Plant a Trillion Trees Campaign to Reduce Global Warming—Fleshing Out the Concept. *J. Sustain. For.* **2021**, *40*, 1–31. [\[CrossRef\]](#)
86. Perez-Garcia, J.; Lippke, B.; Connick, J.; Manriquez, C. An assessment of carbon pools, storage, and wood products market substitution using life-cycle analysis results. *Wood Fiber Sci.* **2005**, *37*, 140–148.
87. Lippke, B.; Wilson, J.; Meil, J.; Taylor, A. Characterizing the importance of carbon stored in wood products. *Wood Fiber Sci.* **2010**, *42*, 5–14.
88. Milota, M. *CORRIM Report: Module C Life Cycle Assessment for the Production of Southeastern Softwood Lumber*; 2015. Available online: <https://corrim.org/wp-content/uploads/Module-C-SE-Lumber.pdf> (accessed on 5 May 2022).
89. Fuller, M.; Dwivedi, P. The Cost of Carbon Stored on Afforested Lands in the Southern United States. *Trees For. People* **2021**, *6*, 100129. [\[CrossRef\]](#)
90. Reed, W.J. The effects of the risk of fire on the optimal rotation of a forest. *J. Environ. Econ. Manag.* **1984**, *11*, 180–190. [\[CrossRef\]](#)
91. Milota, M.; Puettmann, M.E. Life-cycle assessment for the cradle-to-gate production of softwood lumber in the pacific northwest and southeast regions. *For. Prod.* **2017**, *67*, 331–342. [\[CrossRef\]](#)
92. Johnson, L.R.; Lippke, B.; Marshall, J.D.; Connick, J. Life-cycle impacts of forest resource activities in the Pacific Northwest and Southeast United States. *Wood Fiber Sci.* **2005**, *37*, 30–46.
93. Shephard, N.T.; Joshi, O.; Meek, C.R.; Will, R.E. Long-term growth effects of simulated-drought, mid-rotation fertilization, and thinning on a loblolly pine plantation in southeastern Oklahoma, USA. *For. Ecol. Manag.* **2021**, *494*, 119323. [\[CrossRef\]](#)
94. Maggard, A.O.; Will, R.E.; Wilson, D.S.; Meek, C.R.; Vogel, J.G. Fertilization reduced stomatal conductance but not photosynthesis of *Pinus taeda* which compensated for lower water availability in regards to growth. *For. Ecol. Manag.* **2016**, *381*, 37–47. [\[CrossRef\]](#)
95. Ross, C.W.; Grunwald, S.; Vogel, J.G.; Markewitz, D.; Jokela, E.J.; Martin, T.A.; Bracho, R.; Bacon, A.R.; Brungard, C.W.; Xiong, X. Accounting for two-billion tons of stabilized soil carbon. *Sci. Total Environ.* **2020**, *703*, 134615. [\[CrossRef\]](#)
96. Vogel, J.G.; Bracho, R.; Akers, M.; Amateis, R.; Bacon, A.; Burkhart, H.E.; Gonzalez-Benecke, C.A.; Grunwald, S.; Jokela, E.J.; Kane, M.B.; et al. Regional Assessment of Carbon Pool Response to Intensive Silvicultural Practices in Loblolly Pine Plantations. *Forests* **2022**, *13*, 36. [\[CrossRef\]](#)
97. Oliver, C.D.; Nassar, N.T.; Lippke, B.R.; McCarter, J.B. Carbon, Fossil Fuel, and Biodiversity Mitigation With Wood and Forests. *J. Sustain. For.* **2014**, *33*, 248–275. [\[CrossRef\]](#)
98. Malmsheimer, R.W.; Bowyer, J.L.; Fried, J.S.; Gee, E.; Izlar, R.; Miner, R.A.; Munn, I.A.; Oneil, E.; Stewart, W.C. Managing forests because carbon matters: Integrating energy, products, and land management policy. *J. For.* **2011**, *109*, S7–S50.
99. Hertwich, E.G. Increased carbon footprint of materials production driven by rise in investments. *Nat. Geosci.* **2021**, *14*, 151–155. [\[CrossRef\]](#)
100. CORRIM Library of LCA's on Wood Products. Available online: <https://corrim.org/lcas-on-wood-products-library/> (accessed on 19 July 2022).
101. Favero, A.; Daigneault, A.; Sohngen, B. Forests: Carbon sequestration, biomass energy, or both? *Sci. Adv.* **2020**, *6*, eaay6792. [\[CrossRef\]](#) [\[PubMed\]](#)
102. Favero, A.; Mendelsohn, R.; Sohngen, B. Using forests for climate mitigation: Sequester carbon or produce woody biomass? *Clim. Chang.* **2017**, *144*, 195–206. [\[CrossRef\]](#)
103. Favero, A.; Mendelsohn, R.; Sohngen, B.; Stocker, B. Assessing the long-term interactions of climate change and timber markets on forest land and carbon storage. *Environ. Res. Lett.* **2021**, *16*, 014051. [\[CrossRef\]](#)
104. Woodall, C.W.; Coulston, J.W.; Domke, G.M.; Walters, B.F.; Wear, D.N.; Smith, J.E.; Andersen, H.-E.; Clough, B.J.; Cohen, W.B.; Griffith, D.M. The US forest carbon accounting framework: Stocks and stock change, 1990–2016. In *Gen. Tech. Rep. NRS-154*; US Department of Agriculture, Forest Service, Northern Research Station: Newtown Square, PA, USA, 2015; Volume 154, pp. 1–49.
105. Lan, K.; Kelley, S.S.; Nepal, P.; Yao, Y. Dynamic life cycle carbon and energy analysis for cross-laminated timber in the Southeastern United States. *Environ. Res. Lett.* **2020**, *15*, 124036. [\[CrossRef\]](#)
106. Ganguly, I.; Pierobon, F.; Sonne Hall, E. Global warming mitigating role of wood products from Washington state's private forests. *Forests* **2020**, *11*, 194. [\[CrossRef\]](#)
107. Hurmekoski, E.; Smyth, C.; Stern, T.; Verkerk, P.J.; Asada, R. Substitution impacts of wood use at the market level: A systematic review. *Environ. Res. Lett.* **2021**, *16*, 123004. [\[CrossRef\]](#)
108. Leskinen, P.; Cardellini, G.; González-García, S.; Hurmekoski, E.; Sathre, R.; Seppälä, J.; Smyth, C.; Stern, T.; Verkerk, P.J. Substitution effects of wood-based products in climate change mitigation. *Sci. Policy* **2018**.

109. Nepal, P.; Skog, K.E.; McKeever, D.B.; Bergman, R.D.; Abt, K.L.; Abt, R.C. Carbon mitigation impacts of increased softwood lumber and structural panel use for nonresidential construction in the United States. *For. Prod.* **2016**, *66*, 77–87. [\[CrossRef\]](#)
110. Forster, E.J.; Healey, J.R.; Dymond, C.; Styles, D. Commercial afforestation can deliver effective climate change mitigation under multiple decarbonisation pathways. *Nat. Commun.* **2021**, *12*, 3831. [\[CrossRef\]](#)
111. Loehle, C. Carbon sequestration due to commercial forestry: An equilibrium analysis. *For. Prod.* **2020**, *70*, 60–63. [\[CrossRef\]](#)
112. Upton, B.; Miner, R.; Spinney, M.; Heath, L.S. The greenhouse gas and energy impacts of using wood instead of alternatives in residential construction in the United States. *Biomass Bioenergy* **2008**, *32*, 1–10. [\[CrossRef\]](#)
113. Skog, K.E. Sequestration of carbon in harvested wood products for the United States. *For. Prod. J.* **2008**, *58*, 56–72.
114. Puettmann, M.; Pierobon, F.; Ganguly, I.; Gu, H.; Chen, C.; Liang, S.; Jones, S.; Maples, I.; Wishnie, M. Comparative LCAs of conventional and mass timber buildings in regions with potential for mass timber penetration. *Sustainability* **2021**, *13*, 13987. [\[CrossRef\]](#)
115. Chen, Z.; Gu, H.; Bergman, R.D.; Liang, S. Comparative life-cycle assessment of a high-rise mass timber building with an equivalent reinforced concrete alternative using the Athena impact estimator for buildings. *Sustainability* **2020**, *12*, 4708. [\[CrossRef\]](#)
116. Prestemon, J.P.; Nepal, P.; Sahoo, K. Housing starts and the associated wood products carbon storage by county by Shared Socioeconomic Pathway in the United States. *PLoS ONE* **2022**, *17*, e0270025.
117. Sathre, R.; O'Connor, J. Meta-analysis of greenhouse gas displacement factors of wood product substitution. *Environ. Sci. Policy* **2010**, *13*, 104–114. [\[CrossRef\]](#)
118. Prisley, S.P.; Gaudreault, C.; Lamers, P.; Stewart, W.; Miner, R.; Junginger, H.; Oneil, E.; Malmshiemer, R.; Volk, T.A. Comment on 'Does replacing coal with wood lower CO₂ emissions? Dynamic lifecycle analysis of wood bioenergy'. *Environ. Res. Lett.* **2018**, *13*, 128002. [\[CrossRef\]](#)
119. Oliver, C.D. Achieving and maintaining biodiversity and economic productivity. *J. For.* **1992**, *90*, 20–25.
120. van Ewijk, S.; Stegemann, J.A.; Ekins, P. Limited climate benefits of global recycling of pulp and paper. *Nat. Sustain.* **2021**, *4*, 180–187. [\[CrossRef\]](#)
121. Cote, M.; Poganietz, W.R.; Schebek, L. Anthropogenic carbon stock dynamics of pulp and paper products in Germany. *J. Ind. Ecol.* **2015**, *19*, 366–379. [\[CrossRef\]](#)
122. Tomberlin, K.E.; Venditti, R.; Yao, Y. Life cycle carbon footprint analysis of pulp and paper grades in the united states using production-line-based data and integration. *BioResources* **2020**, *15*, 3899–3914. [\[CrossRef\]](#)
123. Del Rio, D.D.F.; Sovacool, B.K.; Griffiths, S.; Bazilian, M.; Kim, J.; Foley, A.M.; Rooney, D. Decarbonizing the pulp and paper industry: A critical and systematic review of sociotechnical developments and policy options. *Renew. Sustain. Energy Rev.* **2022**, *167*, 112706. [\[CrossRef\]](#)
124. Denison, R.A. Life-cycle assessment for paper products. In *Wood in Our Future: The Role of Life-Cycle Analysis: Proceedings of a Symposium*; National Academies Press: Washington, DC, USA, 1997; p. 54.
125. Ingwersen, W.; Gausman, M.; Weisbrod, A.; Sengupta, D.; Lee, S.-J.; Bare, J.; Zanolli, E.; Bhander, G.S.; Ceja, M. Detailed life cycle assessment of Bounty®paper towel operations in the United States. *J. Clean. Prod.* **2016**, *131*, 509–522. [\[CrossRef\]](#)
126. Sun, M.; Wang, Y.; Shi, L.; Klemeš, J.J. Uncovering energy use, carbon emissions and environmental burdens of pulp and paper industry: A systematic review and meta-analysis. *Renew. Sustain. Energy Rev.* **2018**, *92*, 823–833. [\[CrossRef\]](#)
127. Echeverria, D.; Venditti, R.; Jameel, H.; Yao, Y. A general Life Cycle Assessment framework for sustainable bleaching: A case study of peracetic acid bleaching of wood pulp. *J. Clean. Prod.* **2021**, *290*, 125854.
128. Sagues, W.; Jameel, H.; Sanchez, D.; Park, S. Prospects for bioenergy with carbon capture & storage (BECCS) in the United States pulp and paper industry. *Energy Environ. Sci.* **2020**, *13*, 2243–2261.
129. Van Ewijk, S.; Stegemann, J.A.; Ekins, P. Global life cycle paper flows, recycling metrics, and material efficiency. *J. Ind. Ecol.* **2018**, *22*, 686–693. [\[CrossRef\]](#)
130. Su, Y.; Yang, B.; Liu, J.; Sun, B.; Cao, C.; Zou, X.; Lutes, R.; He, Z. Prospects for replacement of some plastics in packaging with lignocellulose materials: A brief review. *BioResources* **2018**, *13*, 4550–4576. [\[CrossRef\]](#)
131. Schenker, U.; Chardot, J.; Missoum, K.; Vishtal, A.; Bras, J. Short communication on the role of cellulosic fiber-based packaging in reduction of climate change impacts. *Carbohydr. Polym.* **2021**, *254*, 117248. [\[CrossRef\]](#)
132. Rohit, K.; Dixit, S. A review-future aspect of natural fiber reinforced composite. *Polym. Renew. Resour.* **2016**, *7*, 43–59. [\[CrossRef\]](#)
133. Lorang, E.; Lobianco, A.; Delacote, P. Increasing Paper and Cardboard Recycling: Impacts on the Forest Sector and Carbon Emissions. *Environ. Modeling Assess.* **2022**, 1–12. [\[CrossRef\]](#)
134. Manzardo, A.; Ren, J.; Piantella, A.; Mazzi, A.; Fedele, A.; Scipioni, A. Integration of water footprint accounting and costs for optimal chemical pulp supply mix in paper industry. *J. Clean. Prod.* **2014**, *72*, 167–173. [\[CrossRef\]](#)
135. Dwivedi, P.; Khanna, M.; Fuller, M. Is wood pellet-based electricity less carbon-intensive than coal-based electricity? It depends on perspectives, baselines, feedstocks, and forest management practices. *Environ. Res. Lett.* **2019**, *14*, 024006. [\[CrossRef\]](#)
136. Jonker, J.G.G.; Junginger, M.; Faaij, A. Carbon payback period and carbon offset parity point of wood pellet production in the South-eastern United States. *Gcb Bioenergy* **2014**, *6*, 371–389. [\[CrossRef\]](#)
137. Serman, J.D.; Siegel, L.; Rooney-Varga, J.N. Does replacing coal with wood lower CO₂ emissions? Dynamic lifecycle analysis of wood bioenergy. *Environ. Res. Lett.* **2018**, *13*, 015007. [\[CrossRef\]](#)
138. Miner, R.A.; Abt, R.C.; Bowyer, J.L.; Buford, M.A.; Malmshiemer, R.W.; O'Laughlin, J.; Oneil, E.E.; Sedjo, R.A.; Skog, K.E. Forest Carbon Accounting Considerations in US Bioenergy Policy. *J. For.* **2014**, *112*, 591–606. [\[CrossRef\]](#)

139. Munsell, J.F.; Fox, T.R. An analysis of the feasibility for increasing woody biomass production from pine plantations in the southern United States. *Biomass Bioenergy* **2010**, *34*, 1631–1642. [[CrossRef](#)]
140. Rolls, W.; Forster, P.M. Quantifying forest growth uncertainty on carbon payback times in a simple biomass carbon model. *Environ. Res. Commun.* **2020**, *2*, 045001. [[CrossRef](#)]
141. Mitchell, S.R.; Harmon, M.E.; O’Connell, K.E. Carbon debt and carbon sequestration parity in forest bioenergy production. *Gcb Bioenergy* **2012**, *4*, 818–827. [[CrossRef](#)]
142. Birdsey, R.; Duffy, P.; Smyth, C.; Kurz, W.A.; Dugan, A.J.; Houghton, R. Climate, economic, and environmental impacts of producing wood for bioenergy. *Environ. Res. Lett.* **2018**, *13*, 050201. [[CrossRef](#)]
143. Bjarvin, C. *Assessing the Carbon Balance for Mass Timbers Beyond the First Life*; 2022. Available online: <https://digital.lib.washington.edu/researchworks/handle/1773/49022> (accessed on 19 July 2022).
144. Harmon, M.E. Have product substitution carbon benefits been overestimated? A sensitivity analysis of key assumptions. *Environ. Res. Lett.* **2019**, *14*, 065008. [[CrossRef](#)]
145. Leturcq, P. GHG displacement factors of harvested wood products: The myth of substitution. *Sci. Rep.* **2020**, *10*, 20752. [[CrossRef](#)] [[PubMed](#)]
146. Howard, C.; Dymond, C.C.; Griess, V.C.; Tolkien-Spurr, D.; van Kooten, G.C. Wood product carbon substitution benefits: A critical review of assumptions. *Carbon Balance Manag.* **2021**, *16*, 9. [[CrossRef](#)] [[PubMed](#)]
147. Skytt, T.; Englund, G.; Jonsson, B.-G. Climate mitigation forestry—temporal trade-offs. *Environ. Res. Lett.* **2021**, *16*, 114037. [[CrossRef](#)]
148. Gustavsson, L.; Sathre, R.; Leskinen, P.; Nabuurs, G.-J.; Kraxner, F. Comment on ‘Climate mitigation forestry—Temporal trade-offs’. *Environ. Res. Lett.* **2022**, *17*, 048001. [[CrossRef](#)]
149. Galik, C.S.; Murray, B.C.; Mercer, D.E. Where is the carbon? Carbon sequestration potential from private forestland in the Southern United States. *J. For.* **2013**, *111*, 17–25. [[CrossRef](#)]
150. Coops, N.C.; Tompalski, P.; Goodbody, T.R.; Queinnec, M.; Luther, J.E.; Bolton, D.K.; White, J.C.; Wulder, M.A.; van Lier, O.R.; Hermosilla, T. Modelling lidar-derived estimates of forest attributes over space and time: A review of approaches and future trends. *Remote Sens. Environ.* **2021**, *260*, 112477. [[CrossRef](#)]
151. Fagan, M.E.; Morton, D.C.; Cook, B.D.; Masek, J.; Zhao, F.; Nelson, R.F.; Huang, C. Mapping pine plantations in the southeastern U.S. using structural, spectral, and temporal remote sensing data. *Remote Sens. Environ.* **2018**, *216*, 415–426. [[CrossRef](#)]
152. Garcia, M.; Saatchi, S.; Casas, A.; Koltunov, A.; Ustin, S.; Ramirez, C.; Garcia-Gutierrez, J.; Balzter, H. Quantifying biomass consumption and carbon release from the California Rim fire by integrating airborne LiDAR and Landsat OLI data. *J. Geophys. Res. Biogeosci.* **2017**, *122*, 340–353. [[CrossRef](#)]
153. Badgley, G.; Freeman, J.; Hamman, J.J.; Haya, B.; Trugman, A.T.; Anderegg, W.R.; Cullenward, D. Systematic over-crediting in California’s forest carbon offsets program. *Glob. Chang. Biol.* **2022**, *28*, 1433–1445. [[CrossRef](#)]
154. Anderson-Teixeira, K.J.; Belair, E.P. Effective forest-based climate change mitigation requires our best science. *Glob. Chang. Biol.* **2022**, *28*, 1200–1203. [[CrossRef](#)] [[PubMed](#)]
155. Yousefpour, R.; Augustynczyk, A.L.D.; Reyer, C.P.; Lasch-Born, P.; Suckow, F.; Hanewinkel, M. Realizing mitigation efficiency of European commercial forests by climate smart forestry. *Sci. Rep.* **2018**, *8*, 345. [[CrossRef](#)] [[PubMed](#)]