

Article

Effects of Changing Temperature on Gross N Transformation Rates in Acidic Subtropical Forest Soils

Xiaoqian Dan ¹, Zhaoxiong Chen ¹, Shenyang Dai ^{1,*}, Xiaoxiang He ¹, Zucong Cai ^{1,2}, Jinbo Zhang ^{1,3} and Christoph Müller ^{4,5}

¹ School of Geography, Nanjing Normal University, Nanjing 210023, China; 181302119@stu.njnu.edu.cn (X.D.); 181302002@stu.njnu.edu.cn (Z.C.); 191301031@stu.njnu.edu.cn (X.H.); zccai@njnu.edu.cn (Z.C.); zhangjinbo@njnu.edu.cn (J.Z.)

² Key Laboratory of Virtual Geographic Environment, Nanjing Normal University, Ministry of Education, Nanjing 210023, China

³ Jiangsu Center for Collaborative Innovation in Geographical Information Resource Development and Application, Nanjing 210023, China

⁴ Institute of Plant Ecology, Justus-Liebig University Giessen, Heinrich-Buff-Ring 26, 35392 Giessen, Germany; Christoph.Mueller@bot2.bio.uni-giessen.de

⁵ School of Biology and Environmental Science and Earth Institute, University College Dublin, Belfield, D04V1W8 Dublin, Ireland

* Correspondence: shenyandai.nnu@gmail.com; Tel.: +86-25-8589-1203; Fax: +86-25-8589-1745

Received: 16 September 2019; Accepted: 6 October 2019; Published: 10 October 2019



Abstract: Soil temperature change caused by global warming could affect microbial-mediated soil nitrogen (N) transformations. Gross N transformation rates can provide process-based information about abiotic–biotic relationships, but most previous studies have focused on net rates. This study aimed to investigate the responses of gross rates of soil N transformation to temperature change in a subtropical acidic coniferous forest soil. A ¹⁵N tracing experiment with a temperature gradient was carried out. The results showed that gross mineralization rate of the labile organic N pool significantly increased with increasing temperature from 5 °C to 45 °C, yet the mineralization rate of the recalcitrant organic N pool showed a smaller response. An exponential response function described well the relationship between the gross rates of total N mineralization and temperature. Compared with N mineralization, the functional relationship between gross NH₄⁺ immobilization and temperature was not so distinct, resulting in an overall significant increase in net N mineralization at higher temperatures. Heterotrophic nitrification rates increased from 5 °C to 25 °C but declined at higher temperatures. By contrast, the rate of autotrophic nitrification was very low, responding only slightly to the range of temperature change in the most temperature treatments, except for that at 35 °C to 45 °C, when autotrophic nitrification rates were found to be significantly increased. Higher rates of NO₃[−] immobilization than gross nitrification rates resulted in negative net nitrification rates that decreased with increasing temperature. Our results suggested that, with higher temperature, the availability of soil N produced from N mineralization would significantly increase, potentially promoting plant growth and stimulating microbial activity, and that the increased NO₃[−] retention capacity may reduce the risk of leaching and denitrification losses in this studied subtropical acidic forest.

Keywords: temperature change; gross N transformation rates; subtropical acidic forest soil; China; ¹⁵N tracing experiment

1. Introduction

Available soil nitrogen (N) affects the growth of both plants and microorganisms. In natural forest ecosystems, available N is supplied via litter and organic matter degradation, plant N₂ fixation, and atmospheric N deposition processes; the interplay among these soil N transformations governs the availability of N which is also affected by soil physicochemical and microbial properties as well as local environmental factors (e.g., temperature, moisture) [1,2], where temperature is considered to be a key factor determining microbial activity levels in soils [3–5].

To better understand soil N transformation rates, both net and gross soil N transformation rates should be determined. Although net N mineralization and nitrification rates do provide an indication of N availability in ecosystems, they are not geared towards understanding the dynamics of specific soil N processes [6,7]. When testing the effects of temperature, net rate studies were mainly carried out, often reporting highly variable responses of soil N to temperature changes. This most likely arose because of different temperature responses among transformation processes that are grouped together when considered in the examination of net rates. For instance, net mineralization rates are the outcome of combined effects of mineralization rates—these often derived from different soil organic matter (SOM) fractions which themselves are characterized by different temperature responses—and also the individual consumption processes such as autotrophic nitrification, immobilization, and so forth. Thus, net N mineralization may increase, decrease, or even be non-responsive to changing temperatures [5,8,9]. Only gross rates of soil N transformations can provide the crucial information for insight into dynamics of the internal N cycle between the organic and mineral N pools [10,11].

Some previous studies found differing responses between the net and gross rates of soil N transformation to temperature changes. For example, recent work by Cheng et al. (2015) had suggested that gross rates of N mineralization and immobilization increased in equal proportions with temperature rising from 5 °C to 25 °C in their studied forest soil, leaving the net rate of N mineralization unaltered by temperature change [9]. Earlier, Zaman and Chang (2004) had reported that gross rates of nitrification were balanced by NO₃[−] immobilization rates operating at 5 °C to 40 °C, which led to a negligible response of net rate of nitrification to temperature change [12]. Hence, to gain robust process-based insights into soil N availability, how the temperature change affects the individual gross transformation rate must be explicitly taken into account [13,14].

In this study, we investigated the temperature response of acidic forest soils in subtropical China using a ¹⁵N tracing approach. Current ¹⁵N tracing methods can simultaneously quantify the gross rates of multiple processes separately, thereby conveying the dynamics of soil N transformation processes more comprehensively and realistically [15,16]. Our aim was to explore temperature response functions for individual gross N rates and to provide an understanding of possible ecological implications in face of ongoing global change.

2. Materials and Methods

2.1. Soil Sampling

The sampling site was located at the Shuangzhen Forestry Center, Jiangxi Province, China (27°59' N, 117°25' E), which is characterized by a typical subtropical monsoon climate. The mean annual temperature is 17.6 °C, with a minimum and maximum monthly average temperatures respectively of 5.6 °C in January and 29.3 °C in July (30-year averages). The mean annual precipitation is 1778 mm (30-year average), of which approximately half occurs from April to June. Dominant vegetation at the site are *Pinus massoniana* Lamb. and *Cunninghamia lanceolata* R.Br. trees. The soils here originated from granite and are classified as Hapludults according to the USDA soil taxonomy [17].

Soil sampling was carried out in November 2018. The soil's pH was 5.07, and its organic carbon (C), total N, and water-soluble organic C contents were 19.78 g kg^{−1} soil, 1.92 g kg^{−1} soil, and 236.5 mg kg^{−1} soil, respectively. At the site, five plots (1 m × 1 m) were randomly positioned, in which surface soil (0–20 cm depth layer) was collected after carefully removing the O horizon. All samples were pooled

together, passed through a 2-mm sieve, and then divided into two sub-samples. One was stored at 4 °C for the incubation experiments within two weeks and the other was air-dried to determine soil physical and chemical properties.

2.2. ^{15}N tracing Experiment

A temperature gradient was set up that consisted of five temperature treatments: 5 °C, 15 °C, 25 °C, 35 °C, and 45 °C. There were two ^{15}N labeled treatments (^{15}N -labelled NH_4^+ and ^{15}N -labelled NO_3^-) each with three replicates. A total of 120 flasks (250 mL), each containing 20 g (oven-dry basis) fresh soil, were prepared. These flasks were divided into five subgroups (each with 24 flasks) and pre-incubated at 5 °C, 15 °C, 25 °C, 35 °C, and 45 °C, respectively, for 1 day. Then, either the $^{15}\text{NH}_4\text{NO}_3$ (^{15}N at 10.20 atom%) or $\text{NH}_4^{15}\text{NO}_3$ (^{15}N at 10.25 atom%) (2 mL) was added evenly to the surface of the fresh soil in each flask, to give respective final concentrations of 30 mg $\text{NH}_4^+\text{-N kg}^{-1}$ soil and 30 mg $\text{NO}_3^-\text{-N kg}^{-1}$ soil. All soil samples were adjusted to 60% water hold capacity (WHC), and all flasks were sealed with a perforated preservative film, after which they were placed into five different incubators for the 6-day incubation. Soil water content in the flasks was maintained by adding water every 2 days to compensate for lost water, especially under the 35 °C and 45 °C treatments. Soil inorganic N was extracted with 2 M KCl (potassium chloride) (soil: solution, 1:5) at 0.5 h, 48 h, 96 h, and 144 h after adding the ^{15}N labeled solution, to determine the concentrations and ^{15}N abundances of NH_4^+ and NO_3^- .

2.3. Analysis of Soil Properties

Soil pH was determined using a DMP-2 mV/pH detector (soil:water, 1:1.25) (Quark Ltd., Nanjing, China) [18]. Soil organic C was measured using wet digestion with $\text{H}_2\text{SO}_4\text{-K}_2\text{Cr}_2\text{O}_7$ and soil total N by semi-micro Kjeldahl digestion with Se, CuSO_4 and K_2SO_4 as catalysts. Soil water-soluble organic C was measured with a TOC instrument (Multi N/C, Jena, Germany). Concentrations of NH_4^+ and NO_3^- were measured by colorimetry in a continuous flow analyzer (Skalar San⁺⁺, Breda, Netherlands) and their respective ^{15}N abundances determined by isotope ratio mass spectrometry (Europa Scientific Integra, Crewe, UK) via a modified diffusion method following Brooks et al. (1989) [19].

2.4. Calculations and Statistical Analyses

The ^{15}N tracing model Ntrace was used to quantify the simultaneously occurring multiple gross soil N transformation rates [16]. The data inputted to the model were the concentrations and ^{15}N excess values—measured ^{15}N abundance values minus ^{15}N natural abundance values of NH_4^+ and NO_3^- . All values entered were means \pm standard deviations. Net rates of N mineralization were calculated as the change in inorganic N ($\text{NH}_4^+ + \text{NO}_3^-$) concentration from 0.5 h to 144 h divided by the incubation time, and likewise for net rates of nitrification but using the change in NO_3^- concentration.

Significant differences in the means among the five temperature treatments were tested by one-way ANOVA, carried out separately for each N transformation rate. Based on the actual experimental repetitions, the least significant differences at the 5% significance level (LSD0.05) were calculated for each N transformation rate, which presents the most conservative way to calculate LSDs [20]. The observed error in the observations is linked to the number of actual repetitions and is reflected in the probability density function (PDF) of each parameter [16]. Statistical analyses were performed in SigmaStat 4.0 Analysis.

3. Results

3.1. Changes in Concentrations and ^{15}N Enrichments of Mineral N

The modeled and observed concentrations and ^{15}N enrichments matched well, with R^2 values ranging from 0.91 to 0.98 for all treatments (Figure 1). The NH_4^+ concentration increased with longer incubation times and the higher treatment temperatures. It was significantly highest at 45 °C, indicating

the large effect of temperature on NH_4^+ production (Figure 1a). The NO_3^- concentrations remained mostly unchanged, except at 45 °C, where they declined (Figure 1b).

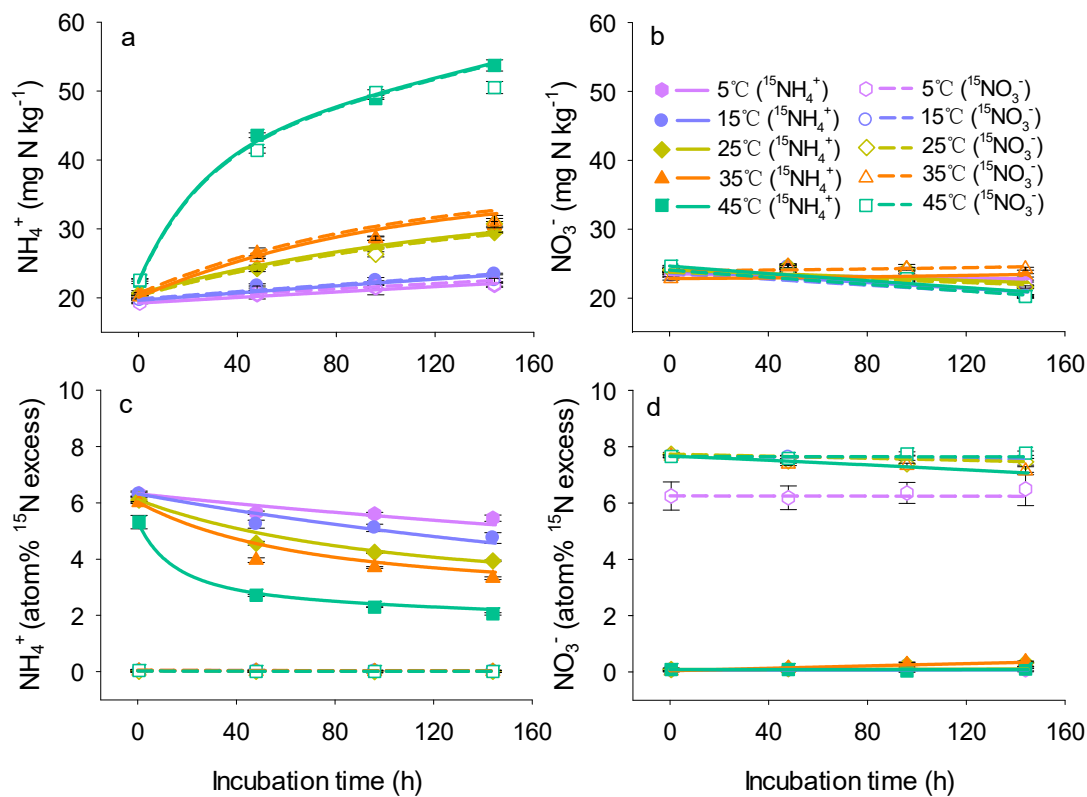


Figure 1. Measured (symbols) and modeled (lines) concentrations of NH_4^+ (a) and NO_3^- (b), and ^{15}N enrichments of NH_4^+ (c) and NO_3^- (d). Vertical bars indicate standard deviations of the mean value.

Under the $^{15}\text{NH}_4\text{NO}_3$ treatment, the ^{15}N enrichment in the NH_4^+ pool decreased with rising temperature, whereas that of the NO_3^- pool was nearly unchanged (Figure 1c). In the $\text{NH}_4^{15}\text{NO}_3$ treatment, however, the ^{15}N enrichment in both NH_4^+ and NO_3^- pools was only slightly changed (Figure 1d).

3.2. Influences of Temperature on Net N Transformation Rates

The net rate of N mineralization increased as the temperature rose from 5 °C to 45 °C. The highest rate, 4.3 mg N kg⁻¹ day⁻¹ soil, was observed at 45 °C, or ca. 25 times that of the 5 °C treatment. Net rates of nitrification in all treatments were negative, and they tended to decline with higher temperatures (Figure 2).

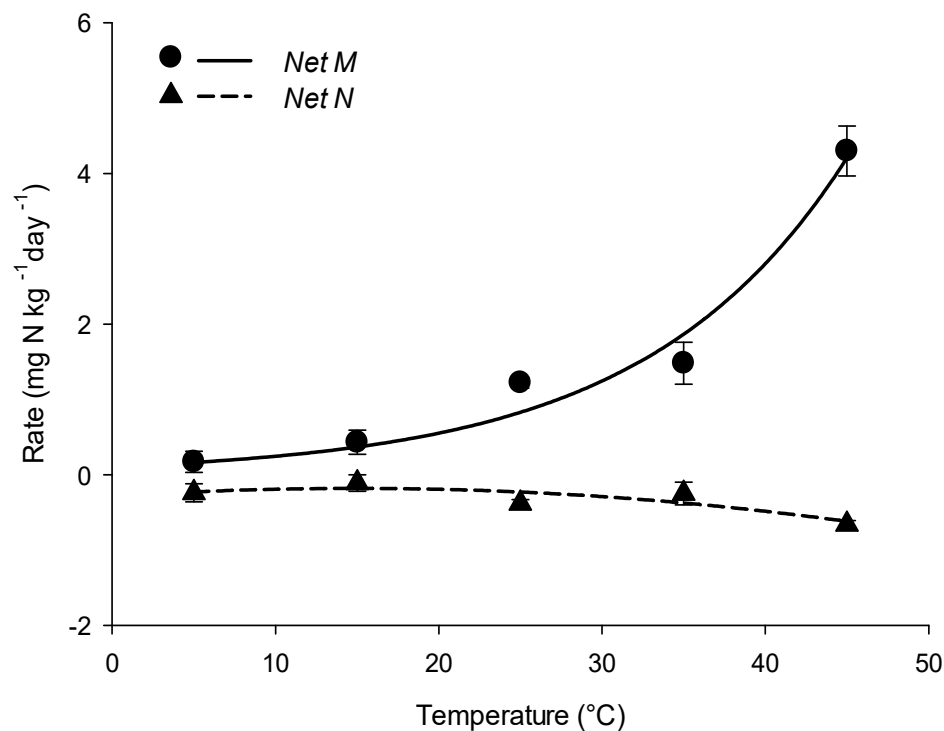


Figure 2. The non-linear trends in net rates of N mineralization (*Net M*) and nitrification (*Net N*) as function of imposed incubation temperatures. Vertical bars indicate standard deviations of the mean value.

3.3. Influences of Temperature on Gross N Transformation Rates

The gross rates of most soil N transformation processes were significantly influenced by temperature change, except for the dissimilatory NO_3^- reduction to NH_4^+ , adsorption of NH_4^+ on cation exchange sites, and the release of adsorbed NH_4^+ (data was not shown, because they were near to zero). The responses of gross mineralization rates of soil recalcitrant organic N and labile organic N to temperature change were significantly different (Figure 3a). The mineralization rate of soil labile organic N pool was evidently promoted by a higher temperature, whereas that of the soil recalcitrant organic N pool was nearly stable from 5 °C to 35 °C but it significantly increased at 45 °C. Consequently, gross rate of total N mineralization exponentially increased with increasing temperature from 5 °C to 45 °C, reaching $5.27 \text{ mg kg}^{-1} \text{ day}^{-1}$ soil (i.e., at 45 °C). Gross rates of NH_4^+ immobilization— I_{NH_4} , i.e., immobilization rate of NH_4^+ to recalcitrant organic N + immobilization rate of NH_4^+ to labile organic N—were much lower than those of total N mineralization, leading to a net production of NH_4^+ . The response of gross NH_4^+ immobilization rates to temperature change was not as distinctive as the response of total gross N mineralization.

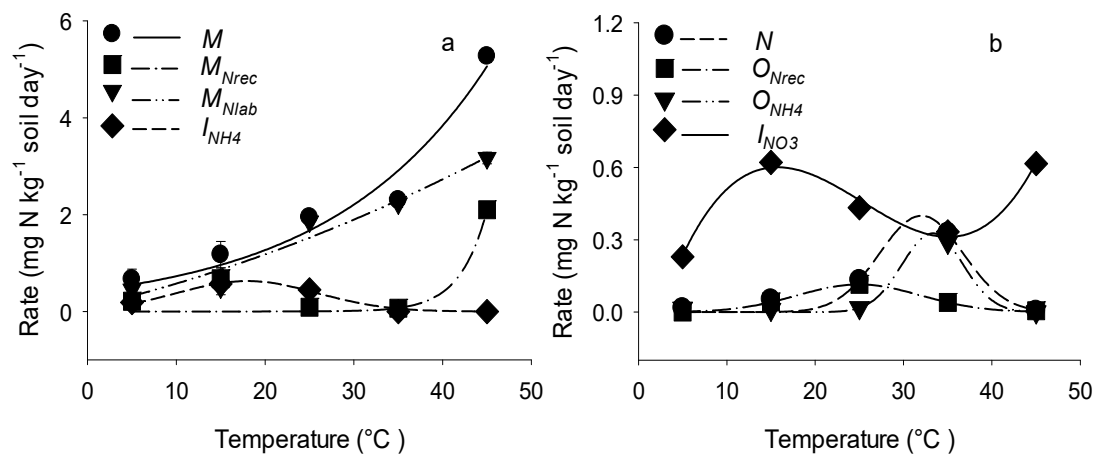


Figure 3. Non-linear trends in the gross rates of soil N transformation processes as a function of imposed incubation temperatures. Vertical bars indicate standard deviations of the mean value. (a) M ($M_{Nrec} + M_{Nlab}$), gross rates of total N mineralization; M_{Nrec} , mineralization rate of recalcitrant organic N pool to NH_4^+ ; M_{Nlab} , mineralization of labile organic N pool to NH_4^+ ; I_{NH4} , gross rates of NH_4^+ immobilization; (b) N ($O_{Nrec} + O_{NH4}$), gross rates of nitrification; O_{Nrec} , oxidation rate of recalcitrant organic N to NO_3^- (heterotrophic nitrification rate); O_{NH4} , oxidation rate of NH_4^+ to NO_3^- (autotrophic nitrification rate); I_{NO3} , rate of NO_3^- immobilization to recalcitrant organic N.

The heterotrophic nitrification rate was close to zero at 5 $^{\circ}\text{C}$, but increased from 5 $^{\circ}\text{C}$ through the 25 $^{\circ}\text{C}$ treatment, where it was maximal ($0.12 \text{ mg N kg}^{-1} \text{ day}^{-1} \text{ soil}$), but then decreased with increasing temperatures (Figure 3b). Autotrophic nitrification was negligible at 5 $^{\circ}\text{C}$, 25 $^{\circ}\text{C}$, and 45 $^{\circ}\text{C}$, peaking at a rate of $0.29 \text{ mg N kg}^{-1} \text{ day}^{-1} \text{ soil}$ at 35 $^{\circ}\text{C}$. Therefore, the gross rate of nitrification continuously increased to $0.33 \text{ mg N kg}^{-1} \text{ day}^{-1} \text{ soil}$ as the temperature rose from 5 $^{\circ}\text{C}$ to 35 $^{\circ}\text{C}$, but it rapidly decreased to $0.01 \text{ mg N kg}^{-1} \text{ day}^{-1} \text{ soil}$ at 45 $^{\circ}\text{C}$. The NO_3^- immobilization rate was significantly higher than the gross rate of nitrification, leading to net NO_3^- consumption. The NO_3^- immobilization rates increased from 5 $^{\circ}\text{C}$ to 15 $^{\circ}\text{C}$, and decreased thereafter from 15 $^{\circ}\text{C}$ to 35 $^{\circ}\text{C}$, yet rapidly increased again to $0.616 \text{ mg N kg}^{-1} \text{ day}^{-1} \text{ soil}$ at 45 $^{\circ}\text{C}$. Response functions were fitted to describe the how the above dynamics for gross rates of soil N transformation processes were altered along the experimental incubation temperature gradient (Table 1).

Table 1. Equations of fitted curves of gross rates of soil N transformation processes as a function of incubation temperature shown in Figure 3.

Parameter ¹	Equations
M	$y = 0.4196 \exp(0.0553x), R^2 = 0.9574, P < 0.05$
M_{Nlab}	$y = 0.0917 + 0.0432x + 0.0006x^2, R^2 = 0.9509, P < 0.05$
M_{Nrec}	$y = 7.2897 \times 10^{-7} \exp(0.3305x), R^2 = 0.8262, P < 0.05$
I_{NH4}	$y = 0.6310 \exp[-0.5(\frac{x-17.9259}{7.9126})^2], R^2 = 0.9800, P < 0.05$
N	$y = 0.4001 \exp[-0.5(\frac{x-32.0251}{4.7458})^2], R^2 = 0.9578, P < 0.05$
O_{Nrec}	$y = 0.1150 \exp[-0.5(\frac{x-24.9095}{6.9720})^2], R^2 = 0.9983, P < 0.05$
O_{NH4}	$y = 0.0093 + 0.7553 \exp[-0.5(\frac{x-31.7954}{2.2733})^2], R^2 = 0.9991, P < 0.05$
I_{NO3}	$y = -0.2863 + 0.1327x - 0.0073x^2 + 8.0250 \times 10^{-5}x^3, R^2 = 0.9834, P < 0.05$
$Net M$	$y = 0.1084 \exp(0.0813x), R^2 = 0.9709, P < 0.05$
$Net N$	$y = -0.2894 + 0.0145x - 0.0005x^2, R^2 = 0.7406, P < 0.05$

¹ M ($M_{Nrec} + M_{Nlab}$), gross rates of total N mineralization; M_{Nrec} , mineralization rate of recalcitrant organic N pool to NH_4^+ ; M_{Nlab} , mineralization of labile organic N pool to NH_4^+ ; I_{NH4} , gross rates of NH_4^+ immobilization; N ($O_{Nrec} + O_{NH4}$), gross rates of nitrification; O_{Nrec} , oxidation rate of recalcitrant organic N to NO_3^- (heterotrophic nitrification rate); O_{NH4} , oxidation rate of NH_4^+ to NO_3^- (autotrophic nitrification rate); I_{NO3} , rate of NO_3^- immobilization to recalcitrant organic N.

4. Discussion

Because temperature is a key factor affecting soil microbial activities, it influences microbial-mediated soil N transformations [21–24]. Our results showed that gross rates of individual soil N transformation processes to temperature change responded differently in subtropical acid forest soil; for instance, the mineralization rate of labile organic N pool that significantly increased with temperature rising from 5 °C to 45 °C while the rate of recalcitrant SOM more or less remained stable. Soil enzyme activities are considered limited only by temperature when the supply rate of a substrate exceeds its reaction rate [25]. Therefore, the observation that soil enzyme activities increased with increasing temperature could explain the enhanced mineralization rate of labile organic N pool with temperature. Conversely, the mineralization rate of the recalcitrant organic N pool only increased significantly in the 45 °C treatment, a result possibly explained by the low temperature sensitivity of mineralization of the recalcitrant organic N pool [9]. Previous work done at our study site suggested a low amount of nutrients and a high proportion of recalcitrant compounds characterized the litter of coniferous trees [26]. The temperature sensitivity of microbial-mediated mineralization processes depends on the temperature sensitivity of soil organic matter decomposition [4,6]. Low litter quality likely resulted in low temperature sensitivity for decomposition, thereby requiring a higher temperature for decomposition to finally occur, as it did at 45 °C. The different responses of the gross mineralization rates of soil recalcitrant organic N and labile organic N to temperature change drove the gross N mineralization rates to increase exponentially with rising temperature, a trend that is consistent with many other studies [9,27–29].

Our study found that the gross rate of NH_4^+ immobilization gradually increased from 5 °C to 15 °C, a result in line with work by Binkley et al. (1994) and Cheng et al. (2015), yet it declined in the interval of 15 °C to 45 °C, which is likely regulated by the soil C content as observed in other studies [9,30–32]. Higher temperatures could cause labile C to be rapidly assimilated, which resulted in decreasing in C supply to heterotrophic NH_4^+ immobilizing microorganisms, thereby further reducing the gross rates of soil NH_4^+ immobilization [33–35]. Compared with the gross rate of soil total N mineralization, that of soil NH_4^+ immobilization had a less pronounced response to temperature change. With increasing temperature, an exponentially increasing gross rate of soil total N mineralization coupled to the slight response of soil NH_4^+ immobilization generated a significant increase net rate of soil N mineralization. Therefore, soil N availability is expected to increase markedly under future global warming conditions, promoting the growth of plants and microorganisms in this subtropical acidic forest soil. Autotrophic nitrification and heterotrophic nitrification are pathways of NO_3^- production in soils [36,37]. Our results revealed functionally different responses of these two processes to temperature change. While autotrophic nitrification is mainly driven by ammonia-oxidizing bacteria (AOB) and ammonia-oxidizing archaea (AOA), heterotrophic nitrification is mainly carried out by heterotrophic fungi or bacteria [37–43]. Previous investigations have suggested heterotrophic nitrification is an important and even dominant pathway for NO_3^- production in acidic forest soil [43–45]. Our results confirm this view, in showing that heterotrophic nitrification exceeded autotrophic nitrification at all temperatures except 35 °C. The former's rate first increased, peaking at $0.12 \text{ mg N kg}^{-1} \text{ day}^{-1}$ soil at 25 °C, then declined with higher temperatures, indicating that heterotrophic nitrifying bacteria or fungi in acidic forest soil preferred a more moderate temperature (e.g., 25 °C in this study), such that their activities may decrease at lower or higher temperatures. Liu et al. (2015) reported an optimum temperature for heterotrophic nitrification of ca. 15 °C in an acidic cropping soil, which contrasted with forest soil (coastal western hemlock) studied by Grenon et al. (2004), for which the heterotrophic nitrification rate was augmented by higher temperature [4,43]. Hence, an optimum temperature for heterotrophic nitrification may be ecosystem dependent and further depend on its organic substrates and microorganisms [46,47]. Our acidic coniferous forest soil featured a high content of complex organic matter, which can stimulate the growth of fungi [9]. Furthermore, Zhang et al. (2019) reported recently that refractory organic C content and fungal gene copy numbers of soil were each positively correlated with heterotrophic nitrification rates [47]. In our study, mineralization

rate of the soil recalcitrant organic N pool significantly increased as the temperature rose from 35 °C to 45 °C, indicating that refractory organic matter content was unlimited, precluding its influence upon heterotrophic nitrification's response to temperature change. The responses of fungi, which are arguably the main drivers of heterotrophic nitrification, can determine how heterotrophic nitrification responds to temperature change [39–41,43]. We found a maximal heterotrophic nitrification rate at 25 °C, which is in line with the optimum temperature for fungal growth, 25–30 °C [48,49].

Soil pH is another critical factor affecting the substrate (NH_3) and thus capable of greatly influencing the rate of autotrophic nitrification, which research suggests is positively correlated with pH [38,50–52]. In our study, the soil autotrophic nitrification rate was very low and it barely responded to the applied temperature gradient, except for the 35 °C treatment, in which it significantly increased. In acidic forest soils, autotrophic nitrification is carried out by AOA [52,53]. Thus, we suggest the response of autotrophic nitrification to temperature change may have been linked to the temperature sensitivity of AOA in the acid coniferous tree soil we studied. The optimum temperature for AOA is 35–40 °C, so greater autotrophic nitrification at 35 °C is expected, as found in our study [54–57]. Disparate responses of autotrophic vis-à-vis heterotrophic nitrification rates to temperature change led to gross rates of nitrification increasing from 5 °C to its peak at 35 °C ($0.329 \text{ mg N kg}^{-1} \text{ day}^{-1} \text{ soil}$).

The NO_3^- immobilization rate was responsible for net NO_3^- consumption and its response to temperature change substantially affected the available N. It is widely thought that NH_4^+ is more easily immobilized by microorganisms than is NO_3^- , even if the size of the NH_4^+ pool is very small [58–60]. However, our results showed that NO_3^- immobilization rates actually exceeded gross rates of nitrification, especially at 15 °C and 45 °C. This may be a unique feature of these acidic forest soils given similar observations for this kind of system [9,45,60–62]. We showed that NO_3^- immobilization rates accelerated, to a maximum of $0.621 \text{ mg N kg}^{-1} \text{ day}^{-1} \text{ soil}$ at 15 °C, yet decreased at 15 °C to 35 °C but sharply rebounded from 0.233 to $0.616 \text{ mg N kg}^{-1} \text{ day}^{-1}$ under 35 °C to 45 °C. This dynamic response of NO_3^- immobilization rates at different temperatures may be linked to specific responses of different microorganisms (e.g., fungi or bacteria) to temperature change [63].

Since the NO_3^- immobilization rate outpaced the gross rate of nitrification, the net NO_3^- immobilization rates decreased with increasing temperature. This result points to the NO_3^- retention capacity in the studied soil being enhanced by warming, which should reduce the risks of leaching and denitrification losses in this acidic subtropical forest under global warming conditions. However, Jansen-Willems et al. (2016) reported that increased soil temperatures could augment both total inorganic N and NO_3^- pools, mainly due to the gross rates of released stored NO_3^- and total nitrification (autotrophic and heterotrophic nitrification) being promoted by warming [64]. Yet more inorganic N did not markedly enhance N_2O emissions under higher temperatures, mainly because of a reduction in the rates of denitrification and the oxidation of organic N [64]. In our study, however, the responses of N_2O emissions to temperature were not determined. We recommend that future research investigate the effects of changing temperature on N_2O emissions and production pathways and the related microbial mechanisms in acidic subtropical forest soils.

5. Conclusions

Our results for a subtropical acidic coniferous forest soil showed that the responses of separate gross N transformation rates to temperature can vary. Because the response of gross rates of NH_4^+ immobilization to temperature change was weaker than that of total N mineralization, the net rate of N mineralization significantly increased with rising temperature. The higher NO_3^- immobilization rates than gross rates of nitrification led to higher net NO_3^- consumption that itself decreased with increasing temperatures. These results suggest that, under global warming conditions, soil N availability would significantly increase, which ought to promote the growth of plants and microorganisms, while retention capacity of soil NO_3^- would also increase, which should reduce the risks of leaching and denitrification losses in subtropical acidic forest soil.

Author Contributions: Conceptualization, Z.C. (Zucong Cai) and J.Z.; Data curation, X.D., Z.C. (Zhaoxiong Chen), S.D., and X.H.; Formal analysis, X.D.; Funding acquisition, S.D.; Investigation, X.D., Z.C. (Zhaoxiong Chen), and X.H.; Methodology, Z.C. (Zucong Cai), J.Z., and C.M.; Project administration, S.D.; Supervision, Z.C. (Zucong Cai) and J.Z.; Validation, X.H.; Writing—original draft, X.D.; Writing—review and editing, C.M.; All authors discussed the results and commented on the manuscript.

Funding: This research was funded by the National Natural Science Foundation of China, grant number 41830642; the CAS Interdisciplinary Innovation Team, grant number JCTD-2018-06; and the “Double World-classes” Development of Geography.

Acknowledgments: The study was carried out as part of the IAEA-funded Coordinated Research Project “Minimizing farming impacts on climate change by enhancing carbon and nitrogen capture and storage in Agro-Ecosystems (D1.50.16)” and it was carried out in close collaboration with the German Science Foundation research unit DASIM (FOR 2337). We would like to thank the native English speaking scientists of Elixigen Company (Huntington Beach, California) for editing our manuscript.

Conflicts of Interest: The authors declare no conflict of interest.

References

- Compton, J.E.; Boone, R.D. Soil nitrogen transformations and the role of light fraction organic matter in forest soils. *Soil Biol. Biochem.* **2002**, *34*, 933–943. [\[CrossRef\]](#)
- Templer, P.; Findlay, S.; Lovett, G. Soil microbial biomass and nitrogen transformations among five tree species of the Catskill Mountains, New York, USA. *Soil Biol. Biochem.* **2003**, *35*, 607–613. [\[CrossRef\]](#)
- Joergensen, R.G.; Brookes, P.C.; Jenkinson, D.S. Survival of the soil microbial biomass at elevated temperatures. *Soil Biol. Biochem.* **1990**, *22*, 1129–1136.
- Grenon, F.; Bradley, R.L.; Titus, B.D. Temperature sensitivity of mineral N transformation rates, and heterotrophic nitrification: Possible factors controlling the post-disturbance mineral N flush in forest floors. *Soil Biol. Biochem.* **2004**, *36*, 1465–1474. [\[CrossRef\]](#)
- Lang, M.; Cai, Z.C.; Mary, B.; Hao, X.; Chang, S.X. Land-use temperature affect gross nitrogen transformation rates in Chinese and Canadian soils. *Plant Soil* **2010**, *334*, 377–389. [\[CrossRef\]](#)
- Magill, A.H.; Aber, J.D. Variation in soil net mineralization rates with dissolved organic carbon additions. *Soil Biol. Biochem.* **2000**, *32*, 597–601. [\[CrossRef\]](#)
- Hart, S.C.; Nason, G.E.; Myrold, D.D.; Perry, D.A. Dynamics of gross nitrogen transformations in an old-growth forest: The carbon connection. *Ecology* **1994**, *75*, 880–891. [\[CrossRef\]](#)
- Gutiérrez, M.E.; Leirós, M.C.; Trasar-Cepeda, C.; Gil-Sotres, F. Effects of moisture and temperature on net soil nitrogen mineralization: A laboratory study. *Eur. J. Soil Biol.* **2012**, *48*, 73–80. [\[CrossRef\]](#)
- Cheng, Y.; Wang, J.; Zhang, J.B.; Wang, S.Q.; Cai, Z.C. The different temperature sensitivity of gross N transformations between the coniferous and broad-leaved forests in subtropical China. *Soil Sci. Plant Nutr.* **2015**, *61*, 506–515. [\[CrossRef\]](#)
- Huygens, D.; Rütting, T.; Boeckx, P.; Van Cleemput, O.; Godoy, R.; Müller, C. Soil nitrogen conservation mechanisms in a pristine south Chilean *Nothofagus* forest ecosystem. *Soil Biol. Biochem.* **2007**, *39*, 2448–2458. [\[CrossRef\]](#)
- Rütting, T.; Huygens, D.; Müller, C.; Van Cleemput, O.; Godoy, R.; Boeckx, P. Functional role of DNRA and nitrite reduction in a pristine south Chilean *Nothofagus* forest. *Biogeochemistry* **2008**, *90*, 243–258. [\[CrossRef\]](#)
- Zaman, M.; Chang, S.X. Substrate type, temperature, and moisture content affect gross and net N mineralization and nitrification rates in agroforestry systems. *Biol. Fertil. Soils* **2004**, *39*, 269–279. [\[CrossRef\]](#)
- Stark, J.M.; Hart, S.C. High rates of nitrification and nitrate turnover in undisturbed coniferous forests. *Nature* **1997**, *385*, 61–64. [\[CrossRef\]](#)
- Han, W.Y.; Xu, J.M.; Yi, X.; Lin, Y.D. Net and gross nitrification in tea soils of varying productivity and their adjacent forest and vegetable soils. *Soil Sci. Plant Nutr.* **2012**, *58*, 173–182. [\[CrossRef\]](#)
- Mary, B.; Recous, S.; Robin, D. A model for calculating nitrogen fluxes in soil using ^{15}N tracing. *Soil Biol. Biochem.* **1998**, *30*, 1963–1979. [\[CrossRef\]](#)
- Müller, C.; Rütting, T.; Kattge, J.; Laughlin, R.J.; Stevens, R.J. Estimation of parameters in complex ^{15}N tracing models by Monte Carlo sampling. *Soil Biol. Biochem.* **2007**, *39*, 715–726. [\[CrossRef\]](#)
- Zhao, Q.G.; Xie, W.M.; He, X.Y.; Wang, M.Z. *Red Soils of Jiangxi Province*; Jiangxi Science and Technology Publishing House: Nanchang, China, 1988.

18. Lu, R.K. *Soil Agro-Chemical Analyses*; Agricultural Technical Press of China: Beijing, China, 2000.
19. Brooks, P.D.; Stark, J.M.; McInteer, B.B.; Preston, T. Diffusion method to prepare soil extracts for automated nitrogen-15 analysis. *Soil Sci. Soc. Am. J.* **1989**, *53*, 1707–1711. [[CrossRef](#)]
20. Müller, C.; Laughlin, R.J.; Christie, P.; Watson, C.J. Effects of repeated fertilizer and slurry applications over 38 years on N dynamics in a temperate grassland soil. *Soil Biol. Biochem.* **2011**, *43*, 1362–1371. [[CrossRef](#)]
21. Parton, W.J.; Schimel, D.S.; Cole, C.V.; Ojima, D.S. Analysis of factors controlling soil organic matter levels in Great Plains Grasslands. *Soil Sci. Soc. Am. J.* **1987**, *51*, 1173–1179. [[CrossRef](#)]
22. Insam, H. Are the soil microbial biomass and basal respiration governed by the climatic regime? *Soil Biol. Biochem.* **1990**, *22*, 525–532. [[CrossRef](#)]
23. Dalias, P.; Anderson, J.M.; Bottner, P.; Coûteaux, M.M. Temperature responses of net nitrogen mineralization and nitrification in conifer forest soils incubated under standard laboratory conditions. *Soil Biol. Biochem.* **2002**, *34*, 691–701. [[CrossRef](#)]
24. Wang, C.; Wan, S.; Xing, X.; Zhang, L.; Han, X. Temperature and soil moisture interactively affected soil net N mineralization in temperate grassland in Northern China. *Soil Biol. Biochem.* **2006**, *38*, 1101–1110. [[CrossRef](#)]
25. Giardina, C.P.; Ryan, M.G. Evidence that decomposition rates of organic carbon in mineral soil do not vary with temperature. *Nature* **2000**, *404*, 858–861. [[CrossRef](#)] [[PubMed](#)]
26. Reich, P.B.; Oleksyn, J.; Modrzynski, J.; Mrozinski, P.; Hobbie, S.E.; Eissenstat, D.M.; Tjoelker, M.G.; Chorover, J.; Chadwick, O.A.; Hale, C.M. Linking litter calcium, earthworms and soil properties: A common garden test with 14 tree species. *Ecol. Lett.* **2005**, *8*, 811–818. [[CrossRef](#)]
27. Cookson, W.R.; Cornforth, I.S.; Rowarth, J.S. Winter soil temperature (2–15 °C) effects on nitrogen transformations in clover green manure amended or unamended soils: A laboratory and field study. *Soil Biol. Biochem.* **2002**, *34*, 1401–1415. [[CrossRef](#)]
28. Cheng, Y.; Wang, J.; Wang, S.; Cai, Z.; Wang, L. Effects of temperature change and tree species composition on N₂O and NO emissions in acidic forest soils of subtropical China. *J. Environ. Sci.* **2014**, *26*, 617–625. [[CrossRef](#)]
29. Miller, K.S.; Geisseler, D. Temperature sensitivity of nitrogen mineralization in agricultural soils. *Biol. Fertil. Soils* **2018**, *54*, 853–860. [[CrossRef](#)]
30. Binkley, D.; Stottlemeyer, R.; Saurez, F.; Cortina, J. Soil nitrogen availability in some arctic ecosystems in northwest Alaska: Responses to temperature and moisture. *Ecoscience* **1994**, *1*, 64–70. [[CrossRef](#)]
31. Bengtson, P.; Falkengren-Grerup, U.; Bengtsson, G. Relieving substrate limitation-soil moisture and temperature determine gross N transformation rates. *Oikos* **2005**, *111*, 81–90. [[CrossRef](#)]
32. Booth, M.S.; Stark, J.M.; Rastetter, E. Controls on nitrogen cycling in terrestrial ecosystems: A synthetic analysis of literature data. *Ecol. Monogr.* **2005**, *75*, 139–157. [[CrossRef](#)]
33. Hoyle, F.C.; Murphy, D.V.; Fillery, I.R.P. Temperature and stubble management influence microbial CO₂-C evolution and gross N transformation rates. *Soil Biol. Biochem.* **2006**, *38*, 71–80. [[CrossRef](#)]
34. Cookson, W.R.; Osman, M.; Marschner, P.; Abaye, D.A.; Clark, I.; Murphy, D.V.; Stockdale, E.A.; Watson, C.A. Controls on soil nitrogen cycling and microbial community composition across land use and incubation temperature. *Soil Biol. Biochem.* **2007**, *39*, 744–756. [[CrossRef](#)]
35. Rennenberg, H.; Dannenmann, M.; Gessler, A.; Kreuzwieser, J.; Simon, J.; Papen, H. Nitrogen balance in forest soils: Nutritional limitation of plants under climate change stresses. *Plant Biol.* **2009**, *11*, 4–23. [[CrossRef](#)] [[PubMed](#)]
36. Pedersen, H.; Dunkin, K.A.; Firestone, M. The relative importance of autotrophic and heterotrophic nitrification in a conifer forest soil as measured by N tracer and pool dilution techniques. *Biogeochemistry* **1999**, *44*, 135–150. [[CrossRef](#)]
37. De Boer, W.; Kowalchuk, G.A. Nitrification in acid soils: Micro-organisms and mechanisms. *Soil Biol. Biochem.* **2001**, *33*, 853–866. [[CrossRef](#)]
38. Liu, R.; Suter, H.; He, J.; Hayden, H.; Chen, D. Influence of temperature and moisture on the relative contributions of heterotrophic and autotrophic nitrification to gross nitrification in an acid cropping soil. *J. Soils Sediments* **2015**, *15*, 2304–2309. [[CrossRef](#)]
39. Hirsch, P.; Overrein, L.; Alexander, M. Formation of nitrite and nitrate by actinomycetes and fungi. *J. Bacteriol.* **1961**, *82*, 442–448. [[PubMed](#)]
40. Doxtader, K.G.; Alexander, M. Nitrification by heterotrophic soil microorganisms. *Soil Sci. Soc. Am. J.* **1966**, *30*, 351–355. [[CrossRef](#)]

41. Kreitinger, J.P.; Klein, T.M.; Novick, N.J.; Alexander, M. Nitrification and characteristics of nitrifying microorganisms in an Acid Forest Soil. *Soil Sci. Soc. Am. J.* **1985**, *49*, 1407–1410. [[CrossRef](#)]
42. Zhu, T.B.; Meng, T.Z.; Zhang, J.B.; Yin, Y.; Cai, Z.; Yang, W.; Zhong, W. Nitrogen mineralization, immobilization turnover, heterotrophic nitrification, and microbial groups in acid forest soils of subtropical China. *Biol. Fertil. Soils* **2013**, *49*, 323–331. [[CrossRef](#)]
43. Zhu, T.; Meng, T.; Zhang, J.; Zhong, W.; Müller, C.; Cai, Z. Fungi-dominant heterotrophic nitrification in a subtropical forest soil of China. *J. Soils Sediments* **2015**, *15*, 705–709. [[CrossRef](#)]
44. Killham, K. Nitrification in coniferous forest soils. *Plant Soil* **1990**, *128*, 31–44. [[CrossRef](#)]
45. Zhang, J.B.; Müller, C.; Zhu, T.B.; Cheng, Y.; Cai, Z. Heterotrophic nitrification is the predominant NO_3^- production mechanism in coniferous but not broad-leaf acid forest soil in subtropical China. *Biol. Fertil. Soils* **2011**, *47*, 533–542. [[CrossRef](#)]
46. Zhang, J.; Sun, W.; Zhong, W.; Cai, Z. The substrate is an important factor in controlling the significance of heterotrophic nitrification in acidic forest soils. *Soil Biol. Biochem.* **2014**, *76*, 143–148. [[CrossRef](#)]
47. Zhang, Y.; Liu, S.; Cheng, Y.; Cai, Z.; Müller, C.; Zhang, J. Composition of soil recalcitrant C regulates nitrification rates in acidic soils. *Geoderma* **2019**, *337*, 965–972. [[CrossRef](#)]
48. Pietikäinen, J.; Pettersson, M.; Bååth, E. Comparison of temperature effects on soil respiration and bacterial and fungal growth rates. *FEMS Microbiol. Ecol.* **2005**, *52*, 49–58. [[CrossRef](#)] [[PubMed](#)]
49. Wood, T.G. Termites and the soil environment. *Biol. Fertil. Soils* **1988**, *6*, 228–236. [[CrossRef](#)]
50. Zhao, W.; Cai, Z.C.; Xu, Z.H. Does ammonium-based N addition influence nitrification and acidification in humid subtropical soils of China? *Plant Soil* **2007**, *297*, 213–221. [[CrossRef](#)]
51. Zhang, J.; Zhu, T.; Cai, Z.; Müller, C. Nitrogen cycling in forest soils across climate gradients in Eastern China. *Plant Soil* **2011**, *342*, 419–432. [[CrossRef](#)]
52. Jia, Z.J.; Conrad, R. Bacteria rather than Archaea dominate microbial ammonia oxidation in an agricultural soil. *Environ. Microbiol.* **2009**, *11*, 1658–1671. [[CrossRef](#)] [[PubMed](#)]
53. Zhang, L.M.; Offre, P.R.; He, J.Z.; Verhamme, D.T.; Nicol, G.W.; Prosser, J.I. Autotrophic ammonia oxidation by soil thaumarchaea. *Proc. Natl. Acad. Sci. USA* **2010**, *107*, 17240–17245. [[CrossRef](#)] [[PubMed](#)]
54. Ouyang, Y.; Norton, J.M.; Stark, J.M. Ammonium availability and temperature control contributions of ammonia oxidizing bacteria and archaea to nitrification in an agricultural soil. *Soil Biol. Biochem.* **2017**, *113*, 161–172. [[CrossRef](#)]
55. Taylor, A.E.; Giguere, A.T.; Zobelein, C.M.; Myrold, D.D.; Bottomley, P.J. Modeling of soil nitrification responses to temperature reveals thermodynamic differences between ammonia-oxidizing activity of archaea and bacteria. *ISME J.* **2017**, *11*, 896–908. [[CrossRef](#)] [[PubMed](#)]
56. Duan, P.; Wu, Z.; Zhang, Q.; Fan, C.; Xiong, Z. Thermodynamic responses of ammonia-oxidizing archaea and bacteria explain N_2O production from greenhouse vegetable soils. *Soil Biol. Biochem.* **2018**, *120*, 37–47. [[CrossRef](#)]
57. Jones, J.M.; Richards, B.N. Effect of reforestation on turnover of ^{15}N -labelled nitrate and ammonia in relation to changes in soil microflora. *Soil Biol. Biochem.* **1977**, *9*, 383–392. [[CrossRef](#)]
58. Jackson, L.E.; Schimel, D.S.; Firestone, M.K. Short-term partitioning of ammonium and nitrate between plants and microbes in an annual grassland. *Soil Biol. Biochem.* **1989**, *21*, 409–415. [[CrossRef](#)]
59. Recous, S.; Machet, J.M.; Mary, B. The partitioning of fertiliser-N between soil and crop: Comparison of ammonium and nitrate applications. *Plant Soil* **1992**, *144*, 101–111. [[CrossRef](#)]
60. Zak, D.R.; Groffman, P.M.; Pregitzer, K.S.; Christensen, S.; Tiedje, J.M. The vernal dam: Plant-microbe competition for nitrogen in northern hardwood forests. *Ecology* **1990**, *71*, 651–656. [[CrossRef](#)]
61. Davidson, E.A.; Stark, J.M.; Firestone, M.K. Microbial production and consumption of nitrate in an annual grassland. *Ecology* **1990**, *71*, 1968–1975. [[CrossRef](#)]
62. Davidson, E.A.; Hart, S.C.; Firestone, M.K. Internal cycling of nitrate in soils of a mature coniferous forest. *Ecology* **1992**, *73*, 1148–1156. [[CrossRef](#)]
63. Ziegler, S.E.; Billings, S.A.; Lane, C.S.; Li, J.; Fogel, M.L. Warming alters routing of labile and slower-turnover carbon through distinct microbial groups in boreal forest organic soils. *Soil Biol. Biochem.* **2013**, *60*, 23–32. [[CrossRef](#)]

64. Jansen-Willems, A.B.; Lanigan, G.J.; Clough, T.J.; Andresen, L.C.; Müller, C. Long-term elevation of temperature affects organic N turnover and associated N₂O emissions in a permanent grassland soil. *Soil* **2016**, *2*, 601–614. [[CrossRef](#)]



© 2019 by the authors. Licensee MDPI, Basel, Switzerland. This article is an open access article distributed under the terms and conditions of the Creative Commons Attribution (CC BY) license (<http://creativecommons.org/licenses/by/4.0/>).