

Article

A Multicriteria Simheuristic Approach for Solving a Stochastic Permutation Flow Shop Scheduling Problem

Eliaana Maria Gonzalez-Neira ^{1,*}, Jairo R. Montoya-Torres ² and Jose-Fernando Jimenez ¹

¹ Departamento de Ingeniería Industrial, Facultad de Ingeniería, Pontificia Universidad Javeriana, Bogotá 110231, Colombia; j-jimenez@javeriana.edu.co

² Facultad de Ingeniería, Universidad de La Sabana, Chía 140013, Colombia; jairo.montoya@unisabana.edu.co

* Correspondence: eliana.gonzalez@javeriana.edu.co

† Current address: Carrera 7 No 40-62, Bogotá 110231, Colombia.

Abstract: This paper proposes a hybridized simheuristic approach that couples a greedy randomized adaptive search procedure (GRASP), a Monte Carlo simulation, a Pareto archived evolution strategy (PAES), and an analytic hierarchy process (AHP), in order to solve a multicriteria stochastic permutation flow shop problem with stochastic processing times and stochastic sequence-dependent setup times. For the decisional criteria, the proposed approach considers four objective functions, including two quantitative and two qualitative criteria. While the expected value and the standard deviation of the earliness/tardiness of jobs are included in the quantitative criteria to address a robust solution in a just-in-time environment, this approach also includes a qualitative assessment of the product and customer importance in order to appraise a weighted priority for each job. An experimental design was carried out in several study instances of the flow shop problem to test the effects of the processing times and sequence-dependent setup times, obtained through lognormal and uniform probability distributions with three levels of coefficients of variation, settled as 0.3, 0.4, and 0.5. The results show that both probability distributions and coefficients of variation have a significant effect on the four decision criteria selected. In addition, the analytical hierarchical process makes it possible to choose the best sequence exhibited by the Pareto frontier that adjusts more adequately to the decision-makers' objectives.

Keywords: permutation flow shop; simheuristic; multicriteria; PAES; GRASP; AHP



Citation: Gonzalez-Neira, E.M.; Montoya-Torres, J.R.; Jimenez, J.-F. A Multicriteria Simheuristic Approach for Solving a Stochastic Permutation Flow Shop Scheduling Problem. *Algorithms* **2021**, *14*, 210. <https://doi.org/10.3390/a14070210>

Academic Editor: Frank Werner

Received: 27 June 2021

Accepted: 13 July 2021

Published: 14 July 2021

Publisher's Note: MDPI stays neutral with regard to jurisdictional claims in published maps and institutional affiliations.



Copyright: © 2021 by the authors. Licensee MDPI, Basel, Switzerland. This article is an open access article distributed under the terms and conditions of the Creative Commons Attribution (CC BY) license (<https://creativecommons.org/licenses/by/4.0/>).

1. Introduction

The flow shop problem (FSP) is a largely studied scheduling problem, as it models a wide set of industrial manufacturing environments [1], such as in the chemical, food-processing, automobile, and assembly industries. The purpose of solving the stated problem lies in determining the best processing sequence from n production jobs to process on m machines placed in series, aiming to optimize one or several KPIs such as the flowtime, makespan, earliness, or tardiness. A permutation flow shop scheduling problem (PFSP), which is an extension case of the FSP, considers only permutation schedules, i.e., the processing sequence of the jobs is the same for all m machines. The PFSP is considered an NP-complete problem for three or more machines [2] and an NP-hard problem for one or more machines when minimizing tardiness [3]. Furthermore, this problem augments the complexity when the uncertainty is considered for its resolution. From several approaches, a preliminary approach for tackling the stochastic permutation flow shop problems is elaborating a systematic procedure that includes uncertainties within the scheduling problems [4]. In fact, the scheduling problem and the associated complexity could be as important for designing a proper systematic technique to solve these problems [4].

After analyzing the literature on the FSP and PFSP, four aspects should be highlighted. At first, a set of approaches in the literature considers a single performance indicator as the objective function. The most common approaches are related to the makespan, due date, or

just-in-time characteristics. The makespan or the expected makespan indicator, which is an absolute performance indicator, focuses on minimizing the lapsed time from the start to the end of the execution [5,6]. The due date indicator, which is a relative performance indicator, compares the objective function regarding the expected processing completion. The just-in-time indicator, which is an accuracy performance indicator, indicates the positive or negative deviation occurring from an expected completion time. Certainly, the use of each performance indicator depends on the aim from the scheduling perspective.

Second, another set of approaches is focused on single-objective problems rather than multicriteria problems. Certainly, even industrial problems must solve various objectives simultaneously [7], and researchers have focused on optimizing a single objective function rather than multiple ones. This issue can be addressed by considering earliness and tardiness objectives jointly in a JIT environment.

Third, most studies consider only quantitative decision criteria. However, researchers have recently become interested in qualitative criteria as this approach might reduce the gap between the theoretical concept of problems and the execution. Some examples are Chang and Lo [8] and Chang et al. [9]. These authors studied a multicriteria job shop, whereas the customers' strategic importance was considered as a qualitative criterion. While Chang and Lo [8] proposed a hybridized genetic algorithm, tabu search, analytic hierarchy process, and fuzzy theory to solve the problem, Chang et al. [9] proposed a hybridization of an ant colony algorithm and an analytic hierarchy process for solving the FSP. Another approach minimized the expected costs of tardiness as a quantitative criterion and strategic customer importance as a qualitative criterion in a stochastic hybrid FSP [10]. The authors employed a GRASP metaheuristic and a Monte Carlo simulation method with a stochastic multicriteria acceptability analysis to handle both qualitative and quantitative criteria.

Finally, some research approaches consider scheduling under uncertain conditions, and these are generally divided into two approaches: the stochastic approach, in which parameters are modeled with probability distributions (PDs) aiming to minimize the expected value of a selected metric, and the robust approach (RA), in which uncertain parameters are modeled with intervals and the schedule obtained is more stable and less variable. Nonetheless, previous studies have not dealt with a combination of stochastic and robust approaches for solving the flow shop problem. Companies can collect production data in a short time, yielding enough data to accurately estimate the probability distribution of uncertain parameters. Then, we believe that the latter approach leverages the robust schedule as it can be more easily adjusted than other schedules in which uncertainties are modeled with intervals.

One of the recent approaches to solve stochastic combinatorial optimization problems is simheuristics. These hybridize a metaheuristic approach with a simulation to obtain solutions for stochastic problems. Simheuristics have been successfully used in vehicle routing problems [11–13], inventory routing problems [14], facility location problems [15], and scheduling problems [16–19].

In this sense, this paper attempts to contribute to the literature by proposing a systematic technique for solving the stochastic permutation flow shop problem (SPFSP) considering stochastic processing times and sequence-dependent setup times to optimize multiple criteria. To the best of our knowledge, no previous study has included the simultaneous analysis of a JIT environment with stochastic parameters, quantitative metrics, and qualitative metrics for obtaining robust solutions. Therefore, the current research proposes a multicriteria simheuristic approach to solve an SPFSP, including both quantitative and qualitative objectives, providing robust solutions. On the one hand, for quantitative objectives, the proposed approach addresses the expected earliness/tardiness ($E[E/T]$) and the standard deviation of earliness/tardiness ($SD(E/T)$), for estimating the JIT metrics and obtaining several robust schedules. On the other hand, as qualitative metrics, this research considers the expected customer importance of jobs ($E[CI]$) and the expected product importance ($E[PI]$), favoring the job priority for the company. Then, this paper considers both

customer and product importance as a company might be more interested in delivering high-profitability products regardless of the customer or, conversely, it might be more interested in delivering frequently with high-spending customers rather than sporadic ones. This paper is an extension of a previous conference work [20] that only considered one qualitative criterion and solved a partial set of benchmark instances. This work includes one more qualitative criterion (the maximization of the accomplishment of product importance) and executes more computational experiments by evaluating 180 instances proposed by [21] and analyzing the behavior of Pareto frontiers with more coefficients of variation of processing times and sequence-dependent setup times.

The remainder of this paper is organized as follows. Section 2 presents a literature review of the single-objective stochastic FSP (SFSP), robust FSP, and multi-objective SFSP. Section 3 describes the proposed solution for the SPFSP under qualitative and quantitative decision criteria. Section 4 provides the results of the computational experiments that validate the proposed approach. Finally, conclusions and recommendations for future work are presented in Section 5.

2. Literature Review

The deterministic FSP is one of the most frequently studied problems in the scheduling literature, but the stochastic version has been addressed less often. The FSP under the conditions of uncertainty has received more attention recently because it is closer to real manufacturing environments. Nevertheless, there are fewer FSP studies under uncertain conditions than there are deterministic FSP studies. For the literature reviews, deterministic FSPs and its solution methods have more than ten literature reviews, including Yenisey and Yagmahan [7], Pan and Ruiz [22], Arora and Agarwal [23], Nagano and Miyata [24], Rossit et al. [25], and Fernandez-Viagas et al. [26]. Meanwhile, their stochastic and uncertain counterparts have had only two literature reviews in the past 18 years,ourgand et al. [5] and González-Neira et al. [27]. Studies of the FSP with uncertainty generally use one of three approaches to deal with uncertain parameters: the stochastic approach, the robustness approach, and the fuzzy approach. The most frequently used approach is stochastic, with the uncertain parameters modeled using probability distributions. Examples of this approach can be found in Framinan and Perez-Gonzalez [28], Lin and Chen [29], and Qin et al. [30]. For the robustness approach, there is no need for acknowledging the distribution of the data of uncertain parameters due to this being modeled with intervals or datasets. Examples of this approach can be found in Fazayeli et al. [31] and Ying [32]. For the fuzzy approach, uncertain parameters are modeled using fuzzy numbers, as in Behnamian and Fatemi Ghomi [33] and Huang et al. [34].

The aim of this paper is to obtain robust schedules for the stochastic permutation flow shop problem (SPFSP), considering both quantitative and qualitative objective criteria. Then, the literature review in this paper is organized into four subsections: Section 2.1 presents the literature review for single-objective SFSPs. Section 2.2 presents an overview of studies using the robust FSP with a single objective. Section 2.3 examines current approaches for a multi-objective FSP under uncertain conditions, including robust, stochastic, and fuzzy approaches. Section 2.4 presents a review of qualitative production criteria.

2.1. Single-Objective SFSP

Since the 1950s, the deterministic FSP has received considerable attention, but the SFSP has been less studied because it is more difficult to solve than the deterministic version. Nevertheless, with the advances in computation, the SFSP has been studied more in the last few years. Therefore, we present in chronological order the most important studies on the SFSP since its beginnings.

From the early days of this topic until the 2010s, the following approaches have been found. Makino [35] presented an optimal solution for the expected makespan in an SFSP with two jobs and general distributions for two machines, as well as with three machines, considering the exponential and Erlang distributions of the processing times.

Talwar [36] proposed a rule to optimally sequence n jobs and two machines with exponentially distributed processing times, and this was proved optimal by Cunningham and Dutta [37]. Alcaide et al. [38] developed a dynamic procedure for considering stochastic machine breakdowns in an SFSP. This procedure can obtain an optimal solution for the initial stochastic problem when the associated without-breakdowns stochastic partial problems are solved optimally. Gourgand et al. [39] proposed simulated annealing with a Markovian model to solve the SPFSP with stochastic processing times and limited buffers. Wang et al. [40] presented a genetic ordinal optimization approach that hybridizes ordinal optimization, optimal computing budget allocation, and a genetic algorithm with uniformly distributed processing times. Kalczyński and Kamburowski [41] developed a new rule that enables optimal solutions when processing times are Weibull distributed. This rule includes Johnson's and Talwar's rules as special cases. Portugal and Trietsch [42] proposed a heuristic called API that consists of two steps: (1) the ordering of jobs with expected processing times through Johnson's rule and (2) applying all possible interchanges of two jobs in the sequence.

Then, in the early 2010s, Baker and Trietsch [43] compared Talwar's, Johnson's, and the API rules, testing different types of probability distributions. The authors concluded that for a high coefficient of variation, Talwar's and Johnson's rules yield better results, but when the coefficients of variation are low, Johnson's rule alone provides good results. Baker and Althamer [44] compared three heuristic procedures adapted from rules that performed well in deterministic counterparts. The procedures used were CDS/Johnson, CDS/Talwar, and NEH. The authors found that NEH had the best results. Elyasi and Salmasi [45] solved the SFSP considering normally distributed processing times and variances proportional to their means, as well as gamma distributed processing times with the same scale parameter for all jobs. The authors aimed to minimize the expected tardy jobs by using chance constraint programming. Elyasi and Salmasi [46] proposed a dynamic method to solve the SFSP in which the stochastic parameters were the due dates of jobs, in order to minimize the expected tardy jobs. Juan et al. [18] developed a simheuristic that involves an iterated local search metaheuristic considering stochastic processing times distributed lognormally. Framinan and Perez-Gonzalez [28] compared well-known heuristics through a simulation procedure with a variable number of iterations and different probability distributions. The procedures compared were stochastic NEH, stochastic CDS/Talwar, deterministic NEH, deterministic CDS/Talwar, and deterministic NEH using CDS/Talwar as the initial solution. These authors found that stochastic NEH obtained the best results.

Finally, in the late 2010s and the beginning of the 2020s, Gonzalez-Neira et al. [47] minimized the expected makespan in a distributed assembly PFSP with stochastic processing times through a GRASP simheuristic, evaluating the robustness of the problem as well. González-Neira et al. [48] compared thirteen dispatching rules through a simulation procedure with variable iterations for ten different objective functions (five expected values and five standard deviations of the makespan, flowtime, tardiness, maximum tardiness, and tardy jobs) under lognormal, uniform, and exponential distributions of processing times. Hatami et al. [17] addressed a parallel SFSP where products had components produced in different parallel flow shops. The authors developed a simheuristic that embeds an iterated local search algorithm to minimize the expected makespan and makespan percentiles. Marichelvam and Geetha [49] considered uncertain processing times and machine breakdowns to minimize the makespan. To solve the problem, a hybridization of a firefly algorithm and a variable neighborhood algorithm was designed, demonstrating promising results with extensive computational experiments. Villarinho et al. [50] proposed a simheuristic that integrates a biased randomized heuristic into a variable neighborhood descent with Monte Carlo simulation to maximize the expected payoff in an SFSP that considers stochastic processing times.

2.2. Robust FSP

Such as the studies on the SFSP, few studies have addressed the robustness for the FSP. Table 1 presents the main characteristics of previous studies in this field. As the table shows, most of them studied the makespan as a single objective, and only three works addressed multiple objectives. These three studies included only one parameter under uncertainty conditions. While Liu et al. [51] studied stochastic machine breakdowns, dynamic job arrivals, and unexpected job availability, Liao and Fu [52] and Goli et al. [53] considered uncertain processing times. It is important to note that none of these works simultaneously studied stochastic sequence-dependent setup times and stochastic processing times while considering robustness.

2.3. Multi-Objective FSP under Uncertainty Conditions

Few works have examined uncertainties simultaneously with multi-objective decisions in comparison with a single objective. Table 2 presents the main characteristics of the studies performed in this area. Makespan, tardiness, and flowtime are the most analyzed measures, and earliness is not widely studied. In addition, stochastic setup times are not considered.

Table 1. Modeling approaches for the stochastic flow shop problem (SFSP) that address robustness.

Reference	Objective Function(s)	Problem Characteristics	Solution Approach	Remarks
Azadeh et al. [54]	Makespan.	Normally distributed processing times.	Genetic algorithm.	Considered that jobs have different expected completion times or different expected due dates.
Liu et al. [55]	Makespan.	Processing times with a normal probability distribution.	Improved genetic algorithm with a new generation scheme, which can preserve the good characteristics of the parents in the new generations. Robustness is achieved by maximizing Prob(Cmax < expected completion time)	No recommendations given.
Kasperski et al. [56]	Makespan.	Two-machine PFSP. Processing times modeled through scenario sets.	2-approximation algorithm.	The 2-approximation algorithm may be improved to find results better than the 2 worst-cases' ratio for the unbounded min–max version.
Gören and Pierreval [57]	Makespan.	Machine breakdowns generated by a generic probability distribution.	The multimodal optimization approach generates different schedules, and the most robust solution is selected depending on the negative effects of machine breakdowns.	High flexibility given to the decision-maker for dealing with additional concerns. The inclusion of preference aggregation methods with social choice theory is recommended.
Rahmani and Heydari [58]	Makespan.	Dynamic arrivals. Processing times under a uniform distribution.	Proactive–reactive approach. Proactive robust method and reactive phase that incorporates dynamic arrivals that minimize the deterministic makespan.	No recommendations given.
Ying [32]	Makespan.	Two-machine flow shop. Interval processing times.	Simulated annealing and iterated greedy algorithm implemented independently.	The iterated greedy algorithm achieved better results in small instances, and simulated annealing performed better in large instances.
Fazayeli et al. [31]	Makespan.	β -robustness criterion.	Simulation-optimization algorithm that incorporates genetic and simulated annealing algorithms.	No recommendations given.
Shahnamghi et al. [59]	Makespan.	Interval processing times/interval setup times.	Particle swarm optimization hybridized with the Bertsimas and Ben-Tal robust models.	The Bertsimas model performed better than the Ben-Tal model for large instances. Implemented these models for other scheduling problems.
Liu et al. [51]	Flowtime and dissatisfaction of managers, operators, and customers.	Uncertain machine breakdown.	Proactive–reactive approach that hybridizes a non-dominated sorting genetic algorithm, a multi-objective evolutionary algorithm, and a multi-objective memetic algorithm.	The robustness measure is determined by the expected flowtime and its stability by the dissatisfaction of managers, operators, and customers.
Gholami-Zanjani et al. [60]	Weighted mean completion time.	Interval setup times and processing times.	Ben-Tal and robust optimization and fuzzy optimization.	Comparison of robust, fuzzy, and deterministic solutions, obtaining that the robust method gives better solutions regarding variability.
Ćwik and Józefczyk [61]	Makespan.	Interval processing times.	Minimax regret criterion hybridized with a new proposed greedy algorithm.	The greedy algorithm outperforms the middle and evolutionary interval approaches (OSP).
Liao and Fu [52]	Makespan and tardiness.	Interval processing times	Min–max regret criterion hybridized with a meta-heuristic.	According to the authors, this manuscript compensated the lack of the consideration of tardiness.
Goli et al. [53]	Weighted completion times and costs of outsourcing.	Interval processing times.	Robust mixed-integer linear programming model.	The authors evaluated the model against a nonlinear programming model, demonstrating the effectiveness of their development.

Table 2. Modeling approaches for the multi-objective stochastic flow shop problem (MO-SFSP).

Reference	Objective Function(s)	Problem Characteristics	Solution Approach	Remarks
Forst [62]	Total weighted tardiness and total weighted flowtime.	Stochastic processing times and common due dates.	Theorem.	Optimal solutions can be obtained by sequencing the jobs in increasing stochastic order of their processing times. Study other measures as the expected tardy jobs of expected variation in flowtimes.
CELANO et al. [63]	Makespan and maximum tardiness.	Fuzzy processing times and fuzzy due dates.	Genetic algorithm.	No recommendations given.
Temiz and Erol [64]	Fuzzy makespan, fuzzy maximum tardiness, and fuzzy total flowtime.	Fuzzy processing times and fuzzy due dates.	Genetic algorithm.	The algorithm produces efficient solutions for medium- and large-sized problems in a reasonable amount of time.
Qiang Zhou and Xunxue Cui [65]	Flow time and delay time of jobs.	Stochastic processing times and stochastic machine breakdowns.	Hybrid multi-objective genetic algorithm.	No recommendations given.
Azadeh et al. [66]	Makespan and mean completion time.	Stochastic processing times, stochastic machine breakdowns, and stochastic setup times.	Artificial neural network.	The advantage of the proposed solution approach is the reduction in the number of simulations runs and, consequently, a reduced run time. Furthermore, this is the first study that introduced an intelligent and flexible algorithm for handling the stochastic two-machine FS problem.
Liefooghe et al. [67]	Makespan and total tardiness.	Stochastic processing times.	Evolutionary algorithm.	The authors demonstrated that an uncertainty-handling strategy is a key issue to obtain good-quality solutions and that the algorithm's performance is strongly related to the level of uncertainty about the environment.
Rahmani et al. [68]	Fuzzy makespan, flowtime, and total tardiness.	Stochastic processing times and stochastic release times.	Chance constrained.	The genetic algorithm was allowed to solve large instances with relatively good solutions in a reasonable computational time.
Mou et al. [69]	Hamming distance, adjustment of total completion times, and adjustments of processing times.	Inverse permutation flow shop scheduling problem and stochastic processing times.	Hybrid multi-objective evolutionary algorithm with the NEH-based insertion method.	The algorithm presents better results than a nondominated sorting genetic algorithm. The study can be extended by adding other measures.
Fu et al. [70]	Expected makespan and expected tardiness.	Stochastic processing times with deteriorating and learning effects.	Multi-objective discrete fireworks algorithm.	The algorithm presents good results in comparison with the MILP model for small instances.
González-Neira et al. [16]	Expected tardiness and standard deviation of tardiness.	Stochastic processing times.	Simheuristic that hybridizes the Pareto archive evolution strategy with tabu search.	The algorithm presents good results for the deterministic case and obtains the Pareto frontier of expected tardiness and standard deviation of tardiness.
Faraji Amiri and Behnamian [71]	Makespan and energy consumption.	Stochastic processing times.	Mathematical formulation and scenario-based estimation of the distribution algorithm.	The algorithm obtains the Pareto frontier of the makespan and energy consumption and presents good results in comparison to another algorithm.

2.4. Qualitative Criteria

Within organizations, main processes have their own objectives, which are often in conflict. For instance, the objectives of marketing involve maximizing service levels and sales; procurement seeks the prioritization of products and order replenishment; and production and manufacturing aim to maximize throughput and minimize costs. That is why it is important to use an approach that takes into account all of these objectives simultaneously [72]. In this context, production should consider marketing criteria (often qualitative) in the decision-making process in order to improve customer service and reduce conflicts between marketing and production [73]. Among the marketing objectives, production planning is affected by the product importance and customer importance. Georgakopoulos and Mihiotis [74] analyzed these two aspects in a distribution network design. Considering the product importance, aspects such as turnover, profit rate, image, and discount policies must be considered in order to categorize the product. With regard to customer importance, aspects such as turnover, image, and customer requirements must be considered in order to categorize the customer. For instance, González-Neira et al. [10] included the customer importance in a hybrid FSP through the integral analysis method García Cáceres et al. [75] based on stochastic multicriteria acceptability analysis Lahdelma et al. [76].

The academic literature includes very few studies on scheduling problems that considered qualitative decision criteria. As stated above, Chang and Lo [8] and Chang et al. [9] proposed a multicriteria objective function that included qualitative aspects such as marketing considerations, the strategic importance of customers, and order profit/risk in a job shop environment with fuzzy parameters. Chang and Lo [8] proposed a GA/TS approach hybridized with AHP, while Chang et al. [9] examined an ant colony optimization with an AHP process to solve job shop problems. In our opinion, some possible reasons for the few studies on this research topic are the lack of objectivity while measuring these metrics and the difficulty of having unbiased indicators.

3. Proposed Approach

This paper proposes a simheuristic technique that integrates Monte Carlo simulation into a GRASP metaheuristic hybridized with the Pareto archived evolution strategy (PAES) technique for optimizing multiple objectives. Interested readers may consult Resende and Ribeiro [77] for the GRASP metaheuristic and Knowles and Corne [78] for the PAES technique. In addition, an AHP methodology is integrated with the simheuristic to assess the Pareto solutions under different weight arrays for the selected criteria. The algorithm is named multicriteria simheuristic with GRASP (MC-SIM-GRASP). A GRASP metaheuristic for optimization purposes was selected due to it having the advantage of constructing its own initial solution and the no memory characteristic, which makes it useful for scheduling problems. PAES was selected because it has the advantage of avoiding favoring a search direction in the local search and exploring different solutions across the Pareto front.

3.1. MC-SIM-GRASP: Construction Phase

The purpose of the construction phase in GRASP and in the proposed algorithm is to construct a solution by the sequential aggregation of jobs to the solution from a set of possible jobs ranked through a greedy or fitness function. Even though the studied problem is a multicriteria objective, a pure strategy was selected for the construction phase, meaning that a unique objective function guides the entire construction [79]. Then, for this phase, an earliest due date (EDD) rule was selected to deal with the earliness/tardiness objective as a single greedy function. However, considering the other functions, a respective penalization was included for the customer and product importance functions regarding each job, each depending on customer importance or product importance, in comparison with the position of the job in the sequence. Table 3 shows the penalization for the customer importance criterion for an example of 10 jobs with five levels of customer importance.

These penalization scores are based on the following criteria: A job that is not belated has a score of zero. If a job is delayed, the penalization is greater if the customer importance is high and lower if the customer importance is low. Then, the job penalization increases if the job is taking the place of a job that has greater importance. The case study for this paper defines five levels of customer importance, where Level 1 corresponds to the most important customers and Level 5 to the least important. For the instances tested in this research, the customer importance for each job was randomly assigned using the probabilities indicated in Table 4. Naturally, this scale for customer importance and the probability of the importance level were established here for testing purposes. In real scenarios, the assignment of customer importance will not be probabilistic, but rather deterministic according to the views of the decision-maker. A similar procedure was conducted to assign a product importance for each job and the corresponding penalization.

Table 3. Job sequence position penalization depending on customer importance.

	Job ID	5	4	10	1	3	7	2	6	9	8
	Customer Importance	1	2	2	2	3	3	4	4	4	5
Job position in sequence	1	1	5	5	5	7	7	7	7	7	5
	2	6	1	1	1	4	4	5	5	5	4
	3	6	1	1	1	4	4	5	5	5	4
	4	6	1	1	1	4	4	5	5	5	4
	5	11	5	5	5	1	1	3	3	3	3
	6	11	5	5	5	1	1	3	3	3	3
	7	16	9	9	9	4	4	1	1	1	2
	8	16	9	9	9	4	4	1	1	1	2
	9	16	9	9	9	4	4	1	1	1	2
	10	21	13	13	13	7	7	3	3	3	1

Table 4. Customer importance probability.

Customer Importance	1	2	3	4	5
Probability of Occurrence	8%	12%	20%	28%	32%

The main contribution of the construction phase of the proposed approach is the alternation of three different greedy functions at each iteration of GRASP. For instance, the first iteration begins the construction phase with an EDD rule criterion; the second iteration continues using the customer importance; and the third iteration continues using the product importance. These iterations are repeated in the same order until the solution/schedule is completed. It is important to note that the EDD rule criterion is used to guide the constructions for both the earliness/tardiness mean and standard deviation objectives at the same time. Inside each step of construction, the restricted candidate list (RCL) is defined as the subset of jobs with the best value of 10% of the total range of the greedy function values obtained. A job is then randomly selected from the RCL to form part of the solution. The method continues iteratively until all jobs have been scheduled, included in the solution. After the sequence is completed, a Monte Carlo simulation is performed with as many runs as needed to obtain confidence intervals of at least 1% for the four objective functions (expected earliness/tardiness, standard deviation of earliness/tardiness, customer importance, and product importance). In the first iteration of the construction phase, this solution is included in the nondominated solutions (NDS) archive, which is initially empty. In the remaining iterations, this solution is evaluated using PAES to determine whether it is considered within the set of NDS. Figure 1 presents the flow diagram of the construction phase of the proposed approach.

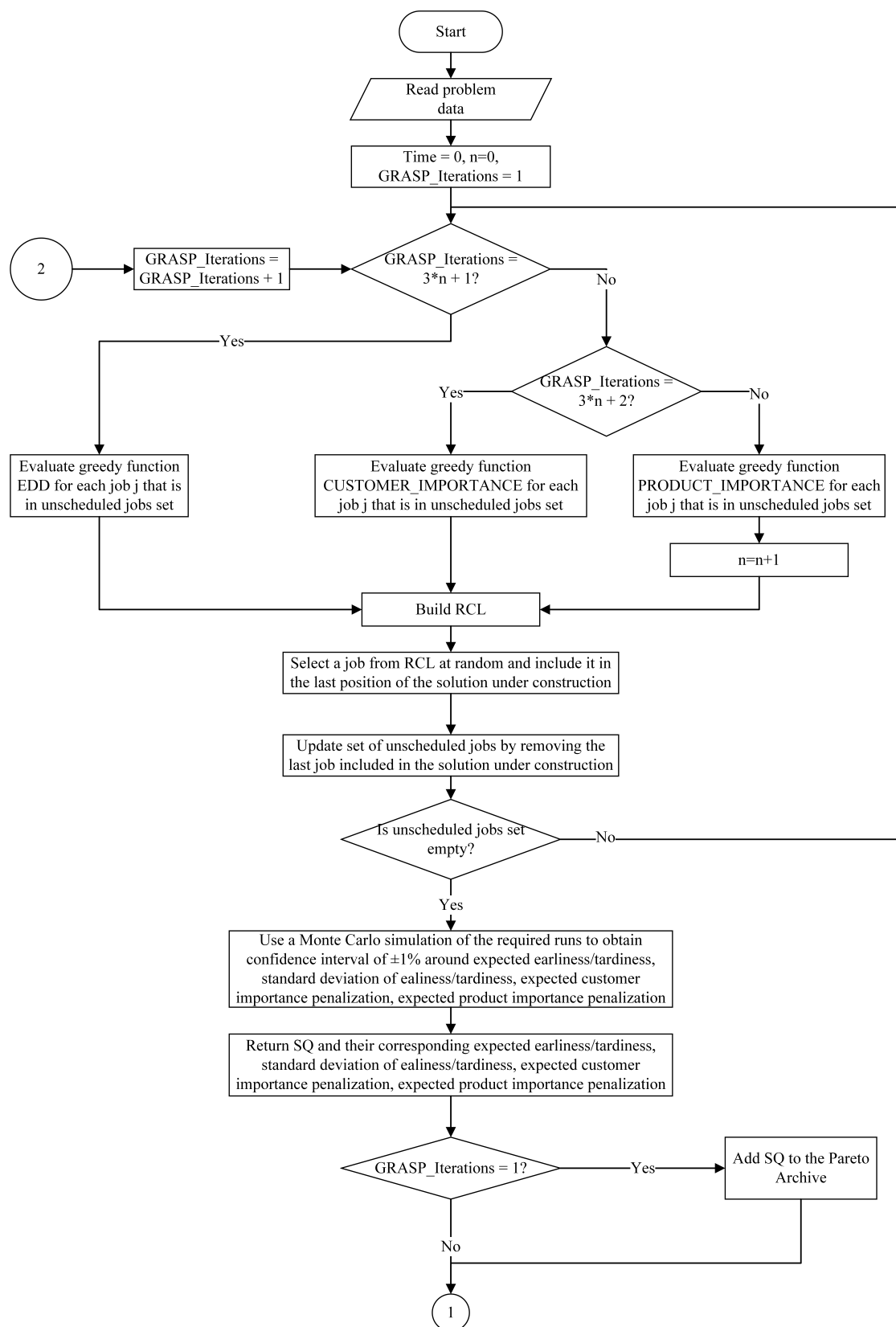


Figure 1. Flowchart of the GRASP construction phase.

3.2. MC-SIM-GRASP: Local Search Phase

The purpose of the local search phase in GRASP and in the proposed algorithm is to execute consecutive iterative improvements of the solution obtained from the construction phase to obtain a better solution. In this paper, the local search phase consists of 2-opt interchanges between jobs. Each time an interchange is performed, a Monte Carlo simulation is executed to estimate the four objective functions with a confidence interval accuracy of at least $\pm 1\%$ for each value and a confidence of 95%. The solution is then evaluated to decide whether it should be placed in the NDS archive. If so, the other solutions already saved in the NDS archive are evaluated to determine whether they should remain in the NDS archive. If the solution does not belong in the NDS archive, it is discarded. This procedure is conducted according to the PAES proposed by Knowles and Corne [78]. A MC-SIM-GRASP iteration ends when no interchanges can enter into the NDS archive, and a new iteration is begun, maintaining the actual NDS archive. The simheuristic stop time is established as the number of jobs \times number of machines \times 1.0 second. Figure 2 presents the flowchart of the local search phase.

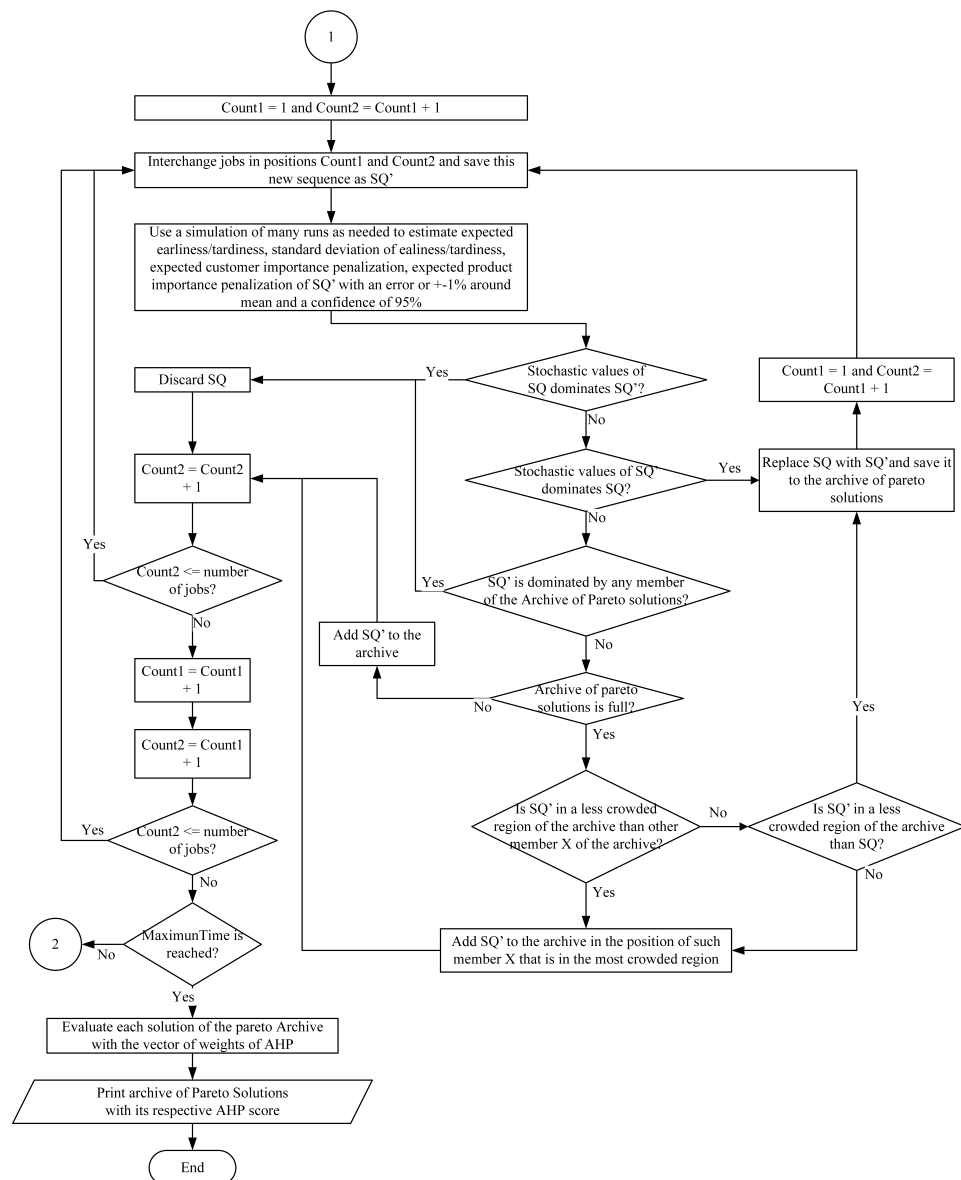


Figure 2. Flowchart of the GRASP local search phase.

3.3. NDS Archive Solution Selection Using the AHP Methodology

After the MC-SIM-GRASP has finished, the entire Pareto sequence is scored using the AHP methodology. As is shown in Table 5, eight vectors are used for the criteria weights for the four objectives. First, a 4×4 pairwise comparison matrix is created for scoring each i th objective function versus the j th objective, on a scale from 1 to 9, as indicated in the AHP technique. An example of the obtainment of a criteria weight vector is shown in Table 6. Then, eight different comparisons are performed to obtain the eight mentioned different vectors of the criteria weights. Considering the usage of each weight vector, the Pareto frontier solution that presents the best AHP score can be selected. In order to compute the matrix of option scores, for each pair of sequences s_1 and s_2 , we divided the expected earliness/tardiness of s_1 by the expected earliness/tardiness of s_2 , so if the division is greater than 1, the earliness/tardiness of s_1 is worse than the earliness/tardiness of s_2 , and vice versa. Similar divisions are performed for the other two objective functions (standard deviation of earliness/tardiness and customer importance).

Table 5. Criteria weights for Pareto solutions.

Objective Function	Weights Vector							
	1	2	3	4	5	6	7	8
E[E/T]	57.64%	25.56%	5.07%	5.07%	11.72%	11.72%	25.56%	57.64%
SD(E/T)	25.56%	57.64%	57.64%	25.56%	5.07%	5.07%	11.72%	11.72%
CI	11.72%	11.72%	25.56%	57.64%	57.64%	25.56%	5.07%	5.07%
PI	5.07%	5.07%	11.72%	11.72%	25.56%	57.64%	57.64%	25.56%

Table 6. Example of AHP scores and the resultant priority vector.

	E[E/T]	SD(E/T)	CI	PI	Resulting Weight Vector
E[E/T]	1	1/3	3	5	25.56%
SD(E/T)	3	1	5	9	57.64%
CI	1/3	1/5	1	3	11.72%
PI	1/5	1/9	1/3	1	5.07%

4. Computational Experiments and Statistical Analysis

For experimentation purposes, a set of 180 benchmark instances proposed by Ciavotta et al. [21] were selected to evaluate the effects of different probability distributions (PDs) and coefficients of variation (CVs) of the processing and setup times in the objective functions. Specifically, the 180 instances were 10 instances for each combination of 20, 50, and 100 jobs with 5, 10, and 20 machines and a size of sequence-dependent setup times of 50% and 125%. Two PDs, lognormal, uniform, and three CVs, 0.3, 0.4, and 0.5, were selected to model both the stochastic processing and setup times. This corresponds to 6480 NDS archives. The proposed method was implemented in Java and run on an Intel Core i7-4770 with a 3.4 GHz processor and 8GB of RAM. The stopping criterion for MC-SIM-GRASP was established as $numberOfJobs \cdot numberOfMachines \cdot 1.0$ s. The best-qualified solution of each NDS archive was selected by using the AHP method. This results in a total of 51,840 solutions, each of which has an AHP score and a value for the four objective functions. Four ANOVAs were conducted to jointly analyze the effect of the eight factors on the four selected objective functions (E[E/T], SD[E/T], E[CI], and E[PI]). The factors selected for the experimental design are: probability distribution of processing times (PDPT), coefficient of variation of processing times (CVPT), probability distribution of setup times (PDST), coefficient of variation of setup times (CVST), the vectors of criteria weights of the AHP (WV), number of jobs, number of machines, and generation size of the standard deviation of sequence-dependent setup times (SDST). The factors and their levels are presented in Table 7.

Table 7. Factors of the experimental design and their corresponding levels.

Factor	Levels
PD of processing times (PDPT)	lognormal [lgn] and uniform [unf]
CV of processing times (CVPT)	0.3, 0.4 and 0.5
PD of setup times (PDST)	lognormal [lgn] and uniform [unf]
CV of setup times (CVST)	0.3, 0.4, and 0.5
vectors of criteria weights of AHP (WV)	1, 2, 3, 4, 5, 6, 7, and 8
number of jobs	20, 50, and 100
number of machines	5, 10, and 20
generation size of SDST	SSD50, and SSD125

The results showed that all main effects are statistically significant on the four objective functions except PDPT for $E[CI]$ and $E[PI]$ and the PDST and CVST for $E[PI]$. Nevertheless, some double and triple interactions that include the PDPT, PDST, and CVST have a significant effect on $E[CI]$ and $E[PI]$. In fact, for at least one of the four objective functions, the double interaction effects are also significant (see Table 8). This shows that the WV discriminates among the Pareto solutions, helping the decision-maker select a solution from the Pareto frontier. We identified in addition that as the CVPT and CVST increase, the expected value of earliness ($E[E/T]$) and the standard deviation of earliness tardiness indicator ($SD[E/T]$) augment as well. The same occurs with $E[CI]$, but not to the same degree. Additionally, the measures tend to be greater for the lognormal distribution than for the uniform distribution. This shows the importance of accurately fitting the PD to obtain adjusted robust measures.

Figures 3 and 4 show the main effect plots of the factors WV, PDST, PDPT, CVST, and CVPT on $E[E/T]$ and $SD[E/T]$, respectively. The axes of the main effect plots are the levels of each factor. It can be seen that for different weight vectors, the objectives $E[E/T]$ and $SD[E/T]$ imply that the AHP is capable of selecting a different solution of the Pareto frontier according to the preferences given by the decision-maker in the AHP method. In the case of the probability distributions (the PDST and PDPT factors), the lognormal distribution presents a slightly greater $E[E/T]$ and $SD[E/T]$ in comparison with the uniform distribution, which gives the idea that despite using the same expected values of the processing and setup times under the same coefficient of variation, the solutions vary with the change of the distribution used. Additionally, as expected, as the coefficient of variation of the setup and the processing times increase (the CVST and CVPT factors) the objectives $E[E/T]$ and $SD[E/T]$ also increment, indicating a higher variability in the obtained solutions of the Pareto frontier. These aspects led us to highlight the importance of including uncertainty in the optimization problem when it is really present, and the value of making an accurate distribution fitting to make adequate decisions.

Table 8. p -values and R^2_{adj} of the ANOVAs for each objective function.

Source	E[E/T]	SD(E/T)	E[CI]	E[PI]
WV	0.0000	0.0000	0.0000	0.0000
PDST	0.0000	0.0000	0.0000	0.1750
PDPT	0.0000	0.0000	0.0530	0.1920
SizeSDST	0.0000	0.0000	0.0000	0.0000
CVST	0.0000	0.0000	0.0160	0.1620
CVPT	0.0000	0.0000	0.0030	0.0460
Jobs	0.0000	0.0000	0.0000	0.0000
Machines	0.0000	0.0000	0.0000	0.0000
WV*PDST	0.0000	0.0000	0.0000	0.0000
WV*PDPT	0.0030	0.9150	0.0210	0.9510
WV*SizeSDST	0.0040	0.0000	0.0000	0.0000
WV*CVST	0.0580	0.0040	0.0000	0.9440
WV*CVPT	0.0000	0.0000	0.0000	0.6190
WV*Jobs	0.0000	0.0000	0.0000	0.0000
WV*Machines	0.0000	0.0010	0.0060	0.0010
PDST*PDPT	0.5290	0.0470	0.4400	0.8040
PDST*SizeSDST	0.0000	0.0000	0.0000	0.9560
PDST*CVST	0.0310	0.0000	0.0010	0.3280
PDST*CVPT	0.1570	0.0000	0.0050	0.0070
PDST*Jobs	0.0000	0.0000	0.0000	0.6420
PDST*Machines	0.9610	0.0000	0.0600	0.3650
PDPT*SizeSDST	0.4970	0.0000	0.2970	0.9380
PDPT*CVST	0.0100	0.3370	0.0000	0.0000
PDPT*CVPT	0.0070	0.0000	0.0150	0.3610
PDPT*Jobs	0.0000	0.0000	0.0390	0.2530
PDPT*Machines	0.1500	0.0000	0.5470	0.0000
SizeSDST*CVST	0.0000	0.0000	0.0000	0.0110
SizeSDST*CVPT	0.0000	0.0000	0.0010	0.0000
SizeSDST*Jobs	0.0000	0.0000	0.0000	0.0000
SizeSDST*Machines	0.0000	0.0090	0.0000	0.0000
CVST*CVPT	0.0340	0.0000	0.0470	0.0000
CVST*Jobs	0.0000	0.0000	0.0040	0.0000
CVST*Machines	0.0000	0.1730	0.2650	0.7880
CVPT*Jobs	0.0000	0.0000	0.0000	0.0780
CVPT*Machines	0.0000	0.2110	0.0000	0.0230
R^2_{aj}	99.82%	77.30%	89.76%	92.01%

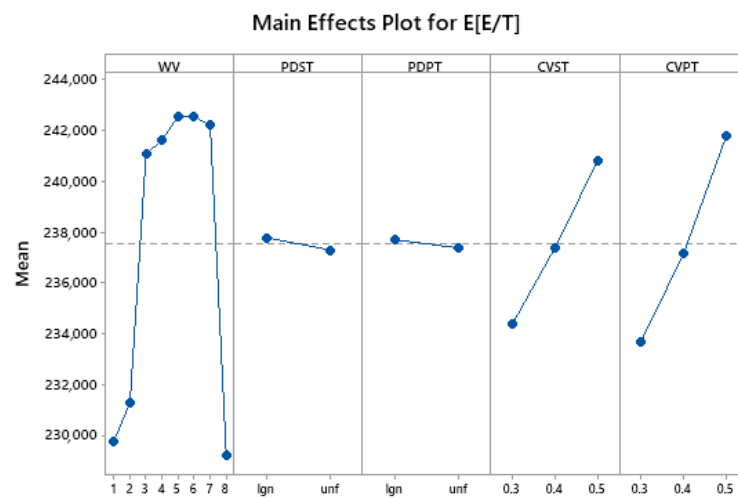


Figure 3. Main effects plots for E[E/T].

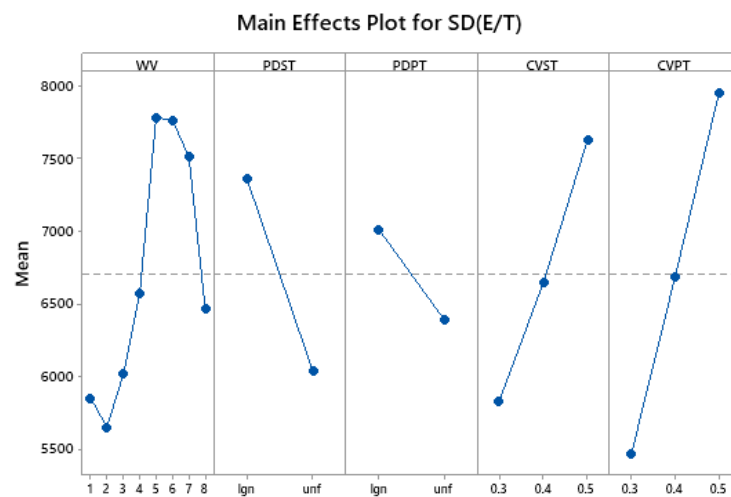


Figure 4. Main effects plots for S(E/T).

Figures 5 and 6 present the interaction plots between factors CVST and CVPT for the E[CI] and E[PI] objectives, respectively. The axes of the plots are the levels of the coefficients of variation. These plots confirm that for both qualitative objectives, there exists an interaction effect between the coefficients of variation of the processing times (CVPT) and the coefficients of variation of the setup times (CVST), which means that the best solution selected with the AHP method, in terms of the qualitative criteria, varies depending on the variability of the processing and setup times. This leads again to the relevance of including uncertainties in the optimization process and the execution of an accurate distribution fitting.

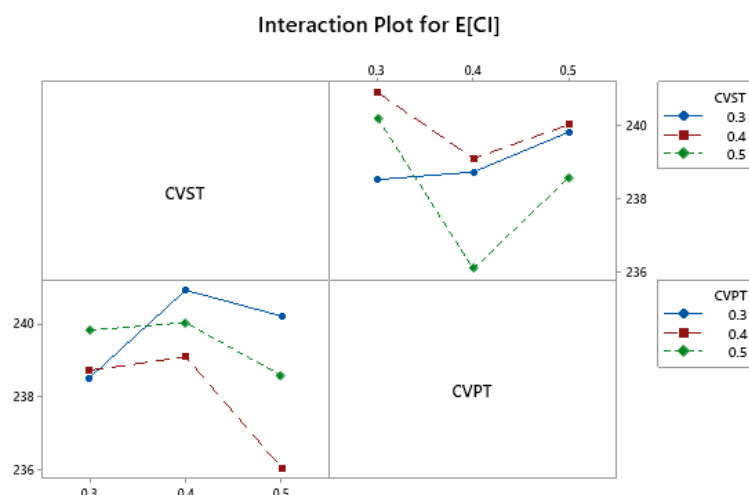


Figure 5. Interaction plots of the CVST-CVPT for E[E/T].

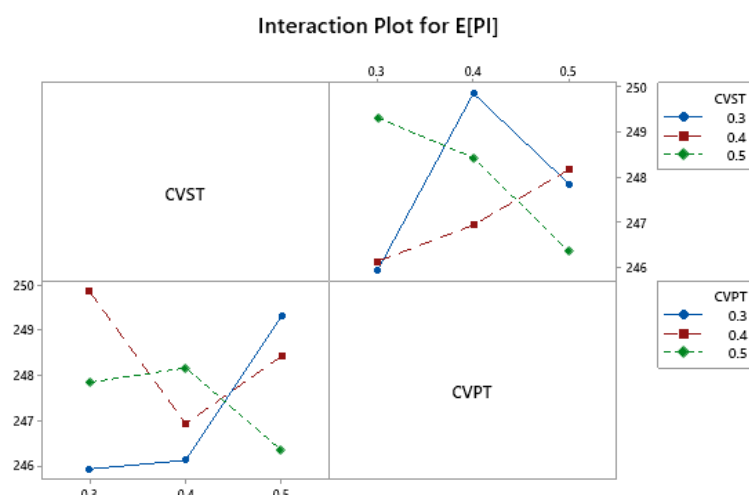


Figure 6. Interaction plots of the CVST-CVPT for S(E/T).

To conduct the experimental design and validate the validity and objectivity, the assumptions of homoscedasticity, normality, and independence were tested. Because the homoscedasticity and normality tests were not fulfilled, we performed a Friedman test to corroborate the ANOVA results. Tables 9 and 10 present the detailed Friedman tests for E[E/T] and SD[E/T] in terms of the factors PDPT, CVPT, PDST, and CVST. To the best of our knowledge, this is the only work that has studied these four objective functions in an SPFSP. We present three indicators for the multi-objective problems proposed by Ebrahimi et al. [80] and Karimi et al. [81], which can be used for future comparisons. For this work, these indicators were adjusted for the four objective functions analyzed:

- Number of Pareto solutions (NPS), which means the number of nondominated points for each instance;
- Mean ideal distance (MID), which is a measure of the closeness between Pareto solutions and an ideal point (0,0,0,0). The quality of a Pareto frontier is higher as the value of MID decreases. Equation (1) shows the function for this indicator;
- Spread of the nondominance solution (SNS), which is an indicator of the diversity of Pareto points. The Pareto frontier presents more diversity as the value of SNS increases. Equation (3) shows the function of this indicator.

$$MID = \frac{\sum_{i=1}^{NPS} c_i}{NPS} \quad (1)$$

where:

$$c_i = \sqrt{E[E/T]_i^2 + SD[E/T]_i^2 + E[CI]_i^2 + E[PI]_i^2} \quad (2)$$

$$SNS = \sqrt{\frac{\sum_{i=1}^{NPS} (MID - c_i)^2}{NPS}} \quad (3)$$

Table 9. Friedman test for E[E/T] versus the factors PDPT, CVPT, PDST, and CVST.

Factor	Levels of Factor	N	Expected Median	Sum of Ranks	Overall Median	DF	p-Value
PDPT	Lgn	25,920	132,275	39,378	132,234	1	0
	Unf	25,920	132,194	38,382			
CVPT	0.3	17,280	129,225	27,574	131,165	2	0
	0.4	17,280	130,886	33,622			
	0.5	17,280	133,385	42,484			
PDST	Lgn	25,920	132,331	39,465	132,301	1	0
	Unf	25,920	132,271	38,295			
CVST	0.3	17,280	130,486	29,026	131,757	2	0
	0.4	17,280	131,744	34,544			
	0.5	17,280	133,040	40,110			

Table 10. Friedman test for SD(E/T) versus the factors PDPT, PDST, CVPT, and CVST.

Factor	Levels of Factor	N	Expected Median	Sum of Ranks	Overall Median	DF	p-Value
PDPT	Lgn	25,920	5243.6	44,156	5090.4	1	0
	Unf	25,920	4937.2	33,604			
CVPT	0.3	17,280	4450.2	22,359	5093	2	0
	0.4	17,280	5059.4	34,166			
	0.5	17,280	5769.4	47,155			
PDST	Lgn	25,920	5247	43,715	2112.9	1	0
	Unf	25,920	4978.8	34,045			
CVST	0.3	17,280	4954.2	25,591	5296.1	2	0
	0.4	17,280	5265.5	34,108			
	0.5	17,280	5668.6	43,981			

Tables 11–13 show the averages of the NPS, MID, and SNS for each instance size, each combination of the PDPT with CVPT, and each combination of the PDST with CVST, respectively. In Table 11, it can be seen that the MID and SNS increase as the number of jobs or machines increases, and due to the increment of the jobs or machines, the expected and standard deviation of tardiness present a crescent behavior. Moreover, the NPS also tends to augment, giving more possible solutions to chose in scenarios with higher variability.

Table 11. Performance results of the proposed approach.

Number of Jobs	Machines	NPS	MID	SNS
20	5	182.59	18,412.20	915.68
	10	169.80	19,660.78	1386.57
	20	183.03	23,370.81	2142.31
Total 20		178.47	20,481.26	1481.52
50	5	262.71	123,904.5	2784.69
	10	254.54	138,695.12	2920.58
	20	247.28	153,472.48	3480.98
Total 50		254.84	138,690.7	3062.08
100	5	210.46	500,238.28	7475.30
	10	227.30	550,636.3	7165.95
	20	250.03	601,917.09	7166.19
Total 100		229.26	550,930.55	7269.15

Table 12 shows the minimum difference in the MID and SNS between the lognormal and uniform distributions for the processing times, under the same coefficient of variation. Nevertheless, as the coefficient of variation of the processing times increases, independently of the probability distribution, the MID and SNS augment. That means that the quality of the Pareto frontier is worse as the coefficient of variation of the processing times increases. This suggests that production managers should encourage a continuous improvement of the production processes to reduce the variability of the process insofar as that is possible. Moreover, it is interesting to see that the NPS decreases as the coefficient of variation of the processing times increments, showing that high variability scenarios present fewer possible solutions to choose for the decision-maker.

Table 12. Performance multi-objective metrics for the PDPT and CVPT.

PDPT	CVPT	NPS	MID	SNS
lgn	0.3	273.64	232,650.34	3884.93
	0.4	194.92	236,692.91	3928.33
	0.5	144.34	241,086.47	4045.65
Total lgn		204.3	236,809.91	3952.97
unf	0.3	297.71	232,730.09	3925.04
	0.4	225.32	236,299.54	3862.35
	0.5	189.23	240,745.7	3979.21
Total unf		237.42	236,591.77	3922.20

The measures presented in Table 13 show a large difference in the SNS between the lognormal and uniform distributions of the sequence-dependent setup times, under the same coefficient of variation of the setup times, which is a different behavior than that presented for the coefficient of variation of the processing times. Moreover, the NPS also presents high differences between the uniform and lognormal distributions of the setup times, whereas for the coefficient of variation of the processing times, the NPS values were very close. This allowed us to conclude that each input parameter can cause different performances of the solutions, and thus, the AHP selects the corresponding solution of the Pareto frontier to fulfill the decision-maker's expectations.

Table 13. Performance multi-objective metrics for the PDST and CVST.

PDST	CVST	NPS	MID	SNS
lgn	0.3	115.69	233,355.91	4183.21
	0.4	81.23	236,692.94	4223.27
	0.5	66.40	240,032.78	4283.50
Total lgn		87.78	236,693.88	4229.99
unf	0.3	413.55	233,671.64	3625.21
	0.4	357.49	236,430.32	3607.72
	0.5	290.78	240,021.45	3702.59
Total unf		353.94	236,707.8	3645.18

5. Conclusions and Recommendations

This paper presented a multicriteria simheuristic that hybridizes a GRASP, a PAES algorithm, and a Monte Carlo simulation (MC-SIM-GRASP) to solve a multi-objective stochastic permutation flow shop scheduling problem (SPFSP). The approach obtains a set of nondominated solutions for four objectives: for expected earliness/tardiness, standard deviation of earliness/tardiness, expected customer importance, and expected product importance in an SPFSP. It was used an analytical hierarchical process (AHP) to select the desired solution for the decision-maker from the set of solutions from the Pareto frontier. The purpose of this method was to ease the selection of a solution and include a qualitative criterion for the objective of the decision-making. This paper analyzed the effect of eight factors in the behavior of the four objective functions selected. To this end, four ANOVAs were carried out with seven factors: type of probability distribution (PD) of stochastic processing times, coefficient of variation (CV) of stochastic processing times, PD of sequence-dependent setup times, CV of sequence-dependent setup times, the vector weights of criteria in the AHP methodology, the number of jobs, and the number of machines. The outcomes showed that all factors had significant effects on the four objective functions. The results obtained in this paper support the importance of including uncertainty, modeled with adequate PDs, to obtain robust solutions. Additionally, a set of multi-objective metrics (number of Pareto solutions, means' ideal distance, and spread of the nondominance solution) was calculated for future comparisons, as this problem has not been solved in the literature before. Future work may analyze other PDs and CVs. It would be useful to analyze a case in which the processing time PD of each job has a different CV, which is generally true in real cases. Finally, other qualitative criteria should be incorporated in the analysis.

Author Contributions: Conceptualization, E.M.G.-N.; methodology, E.M.G.-N.; programming, E.M.G.-N.; formal analysis, E.M.G.-N.; writing—original draft, E.M.G.-N. and J.-F.J.; writing—review and editing, J.-F.J. and J.-F.J.; supervision, J.R.M.-T. All authors read and agreed to the published version of the manuscript.

Funding: This research received no external funding.

Institutional Review Board Statement: Not applicable.

Informed Consent Statement: Not applicable.

Data Availability Statement: The benchmark instances evaluated in this paper were taken from Ciavotta et al. [21], and the results obtained for the analysis are available in https://livejaverianaedu-my.sharepoint.com/:x:/g/personal/eliana_gonzalez_javeriana_edu_co/EdOPPWW3UqvtLsAmLusoECKwBZXGoMPwwfHQFQCCKbh1-Qg?e=54af92 (accessed on 27 June 2021).

Conflicts of Interest: The authors declare no conflict of interest.

References

- Pinedo, M.L. *Scheduling*, 5th ed.; Springer International Publishing: Cham, Switzerland, 2016; pp. 1–670. [\[CrossRef\]](#)
- Ruiz, R.; Maroto, C. A comprehensive review and evaluation of permutation flowshop heuristics. *Eur. J. Oper. Res.* **2005**, *165*, 479–494. [\[CrossRef\]](#)
- Du, J.; Leung, J.Y.T. Minimizing Total Tardiness on One Machine Is NP-Hard. *Math. Oper. Res.* **1990**, *15*, 483–495. [\[CrossRef\]](#)
- Li, Z.; Ierapetritou, M. Process scheduling under uncertainty: Review and challenges. *Comput. Chem. Eng.* **2008**, *32*, 715–727. [\[CrossRef\]](#)
- Gourgand, M.; Grangeon, N.; Norre, S. A review of the static stochastic flow-shop scheduling problem. *J. Decis. Syst.* **2000**, *9*, 1–31. [\[CrossRef\]](#)
- Vallada, E.; Ruiz, R.; Framinan, J.M. New hard benchmark for flowshop scheduling problems minimising makespan. *Eur. J. Oper. Res.* **2015**, *240*, 666–677. [\[CrossRef\]](#)
- Yenisey, M.M.; Yagmahan, B. Multi-objective permutation flow shop scheduling problem: Literature review, classification and current trends. *Omega* **2014**, *45*, 119–135. [\[CrossRef\]](#)
- Chang, P.T.; Lo, Y.T. Modelling of job-shop scheduling with multiple quantitative and qualitative objectives and a GA/TS mixture approach. *Int. J. Comput. Integr. Manuf.* **2001**, *14*, 367–384. [\[CrossRef\]](#)
- Chang, P.T.; Lin, K.P.; Pai, P.F.; Zhong, C.Z.; Lin, C.H.; Hung, L.T. Ant colony optimization system for a multi-quantitative and qualitative objective job-shop parallel-machine-scheduling problem. *Int. J. Prod. Res.* **2008**, *46*, 5719–5759. [\[CrossRef\]](#)
- González-Neira, E.M.; García-Cáceres, R.G.; Caballero-Villalobos, J.P.; Molina-Sánchez, L.P.; Montoya-Torres, J.R. Stochastic flexible flow shop scheduling problem under quantitative and qualitative decision criteria. *Comput. Ind. Eng.* **2016**, *101*, 128–144. [\[CrossRef\]](#)
- Gonzalez-Martin, S.; Juan, A.A.; Riera, D.; Elizondo, M.G.; Ramos, J.J. A simheuristic algorithm for solving the arc routing problem with stochastic demands. *J. Simul.* **2018**, *12*, 53–66. [\[CrossRef\]](#)
- Latorre-Biel, J.I.; Ferone, D.; Juan, A.A.; Faulin, J. Combining simheuristics with Petri nets for solving the stochastic vehicle routing problem with correlated demands. *Expert Syst. Appl.* **2021**, *168*, 114240. [\[CrossRef\]](#)
- Quintero-Araujo, C.L.; Guimarans, D.; Juan, A.A. A simheuristic algorithm for the capacitated location routing problem with stochastic demands. *J. Simul.* **2019**, 1–18. [\[CrossRef\]](#)
- Juan, A.A.; Grasman, S.E.; Cáceres-Cruz, J.; Bektaş, T. A simheuristic algorithm for the Single-Period Stochastic Inventory-Routing Problem with stock-outs. *Simul. Model. Pract. Theory* **2014**, *46*, 40–52. [\[CrossRef\]](#)
- de Armas, J.; Juan, A.A.; Marquès, J.M.; Pedrosa, J.P. Solving the deterministic and stochastic uncapacitated facility location problem: From a heuristic to a simheuristic. *J. Oper. Res. Soc.* **2017**, *68*, 1161–1176. [\[CrossRef\]](#)
- González-Neira, E.M.; Urrego-Torres, A.M.; Cruz-Riveros, A.M.; Henao-García, C.; Montoya-Torres, J.R.; Molina-Sánchez, L.P.; Jiménez, J.F. Robust solutions in multi-objective stochastic permutation flow shop problem. *Comput. Ind. Eng.* **2019**, *137*, 106026. [\[CrossRef\]](#)
- Hatami, S.; Calvet, L.; Fernández-Viagas, V.; Framiñán, J.M.; Juan, A.A. A simheuristic algorithm to set up starting times in the stochastic parallel flowshop problem. *Simul. Model. Pract. Theory* **2018**, *86*, 55–71. [\[CrossRef\]](#)
- Juan, A.A.; Barrios, B.B.; Vallada, E.; Riera, D.; Jorba, J. A simheuristic algorithm for solving the permutation flow shop problem with stochastic processing times. *Simul. Model. Pract. Theory* **2014**, *46*, 101–117. [\[CrossRef\]](#)
- Mokhtari, H.; Salmasnia, A. A Monte Carlo simulation based chaotic differential evolution algorithm for scheduling a stochastic parallel processor system. *Expert Syst. Appl.* **2015**, *42*, 7132–7147. [\[CrossRef\]](#)
- González-Neira, E.M.; Montoya-Torres, J.R. A simheuristic for stochastic permutation flow shop problem considering quantitative and qualitative decision criteria. In *Proceedings of the 16th International Conference on Project Management and Scheduling*; Caramia, M., Bianco, L., Giordani, S., Eds.; TexMat: Rome, Italy, 2018; pp. 104–109.
- Ciavotta, M.; Minella, G.; Ruiz, R. Multi-objective sequence dependent setup times permutation flowshop: A new algorithm and a comprehensive study. *Eur. J. Oper. Res.* **2013**, *227*, 301–313. [\[CrossRef\]](#)
- Pan, Q.K.; Ruiz, R. A comprehensive review and evaluation of permutation flowshop heuristics to minimize flowtime. *Comput. Oper. Res.* **2013**, *40*, 117–128. [\[CrossRef\]](#)
- Arora, D.; Agarwal, G. Meta-heuristic approaches for flowshop scheduling problems: A review. *Int. J. Adv. Oper. Manag.* **2016**, *8*, 1. [\[CrossRef\]](#)
- Nagano, M.S.; Miyata, H.H. Review and classification of constructive heuristics mechanisms for no-wait flow shop problem. *Int. J. Adv. Manuf. Technol.* **2016**, *86*, 2161–2174. [\[CrossRef\]](#)
- Rossit, D.A.; Tohmé, F.; Frutos, M. The Non-Permutation Flow-Shop scheduling problem: A literature review. *Omega* **2018**, *77*, 143–153. [\[CrossRef\]](#)
- Fernandez-Viagas, V.; Ruiz, R.; Framinan, J.M. A new vision of approximate methods for the permutation flowshop to minimise makespan: State-of-the-art and computational evaluation. *Eur. J. Oper. Res.* **2017**, *257*, 707–721. [\[CrossRef\]](#)
- González-Neira, E.M.; Montoya-Torres, J.R.; Barrera, D. Flow-shop scheduling problem under uncertainties: Review and trends. *Int. J. Ind. Eng. Comput.* **2017**, *8*, 399–426. [\[CrossRef\]](#)
- Framinan, J.M.; Perez-Gonzalez, P. On heuristic solutions for the stochastic flowshop scheduling problem. *Eur. J. Oper. Res.* **2015**, *246*, 413–420. [\[CrossRef\]](#)

29. Lin, J.T.; Chen, C.M. Simulation optimization approach for hybrid flow shop scheduling problem in semiconductor back-end manufacturing. *Simul. Model. Pract. Theory* **2015**, *51*, 100–114. [\[CrossRef\]](#)
30. Qin, W.; Zhang, J.; Song, D. An improved ant colony algorithm for dynamic hybrid flow shop scheduling with uncertain processing time. *J. Intell. Manuf.* **2018**, *29*, 891–904. [\[CrossRef\]](#)
31. Fazayeli, M.; Aleagha, M.R.; Bashirzadeh, R.; Shafaei, R. A hybrid meta-heuristic algorithm for flowshop robust scheduling under machine breakdown uncertainty. *Int. J. Comput. Integr. Manuf.* **2016**, *29*, 709–719. [\[CrossRef\]](#)
32. Ying, K.C. Scheduling the two-machine flowshop to hedge against processing time uncertainty. *J. Oper. Res. Soc.* **2015**, *66*, 1413–1425. [\[CrossRef\]](#)
33. Behnamian, J.; Fatemi Ghomi, S.M.T. A survey of multi-factory scheduling. *J. Intell. Manuf.* **2016**, *27*, 231–249. [\[CrossRef\]](#)
34. Huang, C.S.; Huang, Y.C.; Lai, P.J. Modified genetic algorithms for solving fuzzy flow shop scheduling problems and their implementation with CUDA. *Expert Syst. Appl.* **2012**, *39*, 4999–5005. [\[CrossRef\]](#)
35. Makino, T. On a scheduling problem. *J. Oper. Res. Soc. Jpn.* **1965**, *8*, 32–44.
36. Talwar, P.P. A Note on Sequencing Problem with Uncertain Job Time. *J. Oper. Res. Soc. Jpn.* **1967**, *9*, 93–97.
37. Cunningham, A.A.; Dutta, S.K. Scheduling jobs, with exponentially distributed processing times, on two machines of a flow shop. *Nav. Res. Logist. Q.* **1973**, *20*, 69–81. [\[CrossRef\]](#)
38. Alcaide, D.; Rodriguez-Gonzalez, A.; Sicilia, J. An approach to solve the minimum expected makespan flow-shop problem subject to breakdowns. *Eur. J. Oper. Res.* **2002**, *140*, 384–398. [\[CrossRef\]](#)
39. Gourgand, M.; Grangeon, N.; Norre, S. A contribution to the stochastic flow shop scheduling problem. *Eur. J. Oper. Res.* **2003**, *151*, 415–433. [\[CrossRef\]](#)
40. Wang, L.; Zhang, L.; Zheng, D.Z. Ordinal optimisation of genetic control parameters for flow shop scheduling. *Int. J. Adv. Manuf. Technol.* **2005**, *26*, 1414–1420. [\[CrossRef\]](#)
41. Kalczyński, P.J.; Kamburowski, J. A heuristic for minimizing the expected makespan in two-machine flow shops with consistent coefficients of variation. *Eur. J. Oper. Res.* **2006**, *169*, 742–750. [\[CrossRef\]](#)
42. Portougal, V.; Trietsch, D. Johnson’s problem with stochastic processing times and optimal service level. *Eur. J. Oper. Res.* **2006**, *169*, 751–760. [\[CrossRef\]](#)
43. Baker, K.R.; Trietsch, D. Three heuristic procedures for the stochastic, two-machine flow shop problem. *J. Sched.* **2011**, *14*, 445–454. [\[CrossRef\]](#)
44. Baker, K.R.; Altheimer, D. Heuristic solution methods for the stochastic flow shop problem. *Eur. J. Oper. Res.* **2012**, *216*, 172–177. [\[CrossRef\]](#)
45. Elyasi, A.; Salmasi, N. Stochastic scheduling with minimizing the number of tardy jobs using chance constrained programming. *Math. Comput. Model.* **2013**, *57*, 1154–1164. [\[CrossRef\]](#)
46. Elyasi, A.; Salmasi, N. Stochastic flow-shop scheduling with minimizing the expected number of tardy jobs. *Int. J. Adv. Manuf. Technol.* **2013**, *66*, 337–346. [\[CrossRef\]](#)
47. Gonzalez-Neira, E.M.; Ferone, D.; Hatami, S.; Juan, A.A. A biased-randomized simheuristic for the distributed assembly permutation flowshop problem with stochastic processing times. *Simul. Model. Pract. Theory* **2017**, *79*, 23–36. [\[CrossRef\]](#)
48. González-Neira, E.M.; Montoya-Torres, J.R.; Caballero-Villalobos, J.P. A comparison of dispatching rules hybridised with Monte Carlo Simulation in stochastic permutation flow shop problem. *J. Simul.* **2019**, *13*, 128–137. [\[CrossRef\]](#)
49. Marichelvam, M.; Geetha, M. A hybrid algorithm to solve the stochastic flow shop scheduling problems with machine break down. *Int. J. Enterp. Netw. Manag.* **2019**, *10*, 162. [\[CrossRef\]](#)
50. Villarinho, P.A.; Panadero, J.; Pessoa, L.S.; Juan, A.A.; Oliveira, F.L.C. A simheuristic algorithm for the stochastic permutation flow-shop problem with delivery dates and cumulative payoffs. *Int. Trans. Oper. Res.* **2021**, *28*, 716–737. [\[CrossRef\]](#)
51. Liu, F.; Wang, S.; Hong, Y.; Yue, X. On the Robust and Stable Flowshop Scheduling Under Stochastic and Dynamic Disruptions. *IEEE Trans. Eng. Manag.* **2017**, *64*, 539–553. [\[CrossRef\]](#)
52. Liao, W.; Fu, Y. Min-max regret criterion-based robust model for the permutation flow-shop scheduling problem. *Eng. Optim.* **2020**, *52*, 687–700. [\[CrossRef\]](#)
53. Goli, A.; Babaee Tirkolaee, E.; Soltani, M. A robust just-in-time flow shop scheduling problem with outsourcing option on subcontractors. *Prod. Manuf. Res.* **2019**, *7*, 294–315. [\[CrossRef\]](#)
54. Azadeh, A.; Moghaddam, M.; Geranmayeh, P.; Naghavi, A. A flexible artificial neural network-fuzzy simulation algorithm for scheduling a flow shop with multiple processors. *Int. J. Adv. Manuf. Technol.* **2010**, *50*, 699–715. [\[CrossRef\]](#)
55. Liu, Q.; Ullah, S.; Zhang, C. An improved genetic algorithm for robust permutation flowshop scheduling. *Int. J. Adv. Manuf. Technol.* **2011**, *56*, 345–354. [\[CrossRef\]](#)
56. Kasperski, A.; Kurpisz, A.; Zieliński, P. Approximating a two-machine flow shop scheduling under discrete scenario uncertainty. *Eur. J. Oper. Res.* **2012**, *217*, 36–43. [\[CrossRef\]](#)
57. Gören, S.; Pierreval, H. Taking advantage of a diverse set of efficient production schedules: A two-step approach for scheduling with side concerns. *Comput. Oper. Res.* **2013**, *40*, 1979–1990. [\[CrossRef\]](#)
58. Rahmani, D.; Heydari, M. Robust and stable flow shop scheduling with unexpected arrivals of new jobs and uncertain processing times. *J. Manuf. Syst.* **2014**, *33*, 84–92. [\[CrossRef\]](#)

59. Shahnaghi, K.; Shahmoradi-Moghadam, H.; Noroozi, A.; Mokhtari, H. A robust modelling and optimisation framework for a batch processing flow shop production system in the presence of uncertainties. *Int. J. Comput. Integr. Manuf.* **2015**, *29*, 1–15. [\[CrossRef\]](#)
60. Gholami-Zanjani, S.M.; Hakimifar, M.; Nazemi, N.; Jolai, F. Robust and Fuzzy Optimisation Models for a Flow shop Scheduling Problem with Sequence Dependent Setup Times: A real case study on a PCB assembly company. *Int. J. Comput. Integr. Manuf.* **2017**, *30*, 552–563. [\[CrossRef\]](#)
61. Ćwik, M.; Józefczyk, J. Heuristic algorithms for the minmax regret flow-shop problem with interval processing times. *Cent. Eur. J. Oper. Res.* **2018**, *26*, 215–238. [\[CrossRef\]](#) [\[PubMed\]](#)
62. Forst, F.G. Bicriterion stochastic scheduling on one or more machines. *Eur. J. Oper. Res.* **1995**, *80*, 404–409. [\[CrossRef\]](#)
63. Celano, G.; Costa, A.; Fichera, S. An Evolutionary Algorithm for Pure Fuzzy Flowshop Scheduling Problems. *Int. J. Uncertain. Fuzziness Knowl. Based Syst.* **2003**, *11*, 655–669. [\[CrossRef\]](#)
64. Temiz, I.; Erol, S. Multiobjective genetic algorithm for fuzzy flowshop scheduling problem. *J. Fac. Eng. Archit. Gazi Univ.* **2007**, *22*, 855–862.
65. Zhou, Q.; Cui, X. Research on multiobjective flow shop scheduling with stochastic processing times and machine breakdowns. In Proceedings of the 2008 IEEE International Conference on Service Operations and Logistics, and Informatics, Beijing, China, 12–15 October 2008; IEEE: New York, NY, USA, 2008; Volume 22, pp. 1718–1724. [\[CrossRef\]](#)
66. Azadeh, A.; Jeihoonian, M.; Shoja, B.M.; Seyedmahmoudi, S. An integrated neural network–simulation algorithm for performance optimisation of the bi-criteria two-stage assembly flow-shop scheduling problem with stochastic activities. *Int. J. Prod. Res.* **2012**, *50*, 7271–7284. [\[CrossRef\]](#)
67. Liefvooghe, A.; Basseur, M.; Humeau, J.; Jourdan, L.; Talbi, E.G. On optimizing a bi-objective flowshop scheduling problem in an uncertain environment. *Comput. Math. Appl.* **2012**, *64*, 3747–3762. [\[CrossRef\]](#)
68. Rahmani, D.; Ramezani, R.; Mehrabad, M.S. Multi-objective flow shop scheduling problem with stochastic parameters: Fuzzy goal programming approach. *Int. J. Oper. Res.* **2014**, *21*, 322–340. [\[CrossRef\]](#)
69. Mou, J.; Li, X.; Gao, L.; Yi, W. An effective L-MONG algorithm for solving multi-objective flow-shop inverse scheduling problems. *J. Intell. Manuf.* **2018**, *29*, 789–807. [\[CrossRef\]](#)
70. Fu, Y.; Wang, H.; Tian, G.; Li, Z.; Hu, H. Two-agent stochastic flow shop deteriorating scheduling via a hybrid multi-objective evolutionary algorithm. *J. Intell. Manuf.* **2019**, *30*, 2257–2272. [\[CrossRef\]](#)
71. Faraji Amiri, M.; Behnamian, J. Multi-objective green flowshop scheduling problem under uncertainty: Estimation of distribution algorithm. *J. Clean. Prod.* **2020**, *251*, 119734. [\[CrossRef\]](#)
72. Rajan, A.J.; Rao, K.S.; Ganesh, K. VEPCE: Decision-making model for vendor evaluation with respect to product prioritisation and customer expectation. *Int. J. Logist. Syst. Manag.* **2007**, *3*, 34. [\[CrossRef\]](#)
73. Brown, J.R.; Ozgur, C.O. Priority class scheduling: Production scheduling for multi-objective environments. *Prod. Plan. Control* **1997**, *8*, 762–770. [\[CrossRef\]](#)
74. Georgakopoulos, A.; Mihiotis, A. Distribution network design: An integer programming approach. *J. Retail. Consum. Serv.* **2004**, *11*, 41–49. [\[CrossRef\]](#)
75. García Cáceres, R.G.; Aráoz Durand, J.A.; Gómez, F.P. Integral analysis method—IAM. *Eur. J. Oper. Res.* **2009**, *192*, 891–903. [\[CrossRef\]](#)
76. Lahdelma, R.; Miettinen, K.; Salminen, P. Ordinal criteria in stochastic multicriteria acceptability analysis (SMAA). *Eur. J. Oper. Res.* **2003**, *147*, 117–127. [\[CrossRef\]](#)
77. Resende, M.G.; Ribeiro, C.C. Greedy Randomized Adaptive Search Procedures: Advances, Hybridizations, and Applications. In *Handbook of Metaheuristics SE-10*; Gendreau, M., Potvin, J.Y., Eds.; Springer: New York, NY, USA, 2010; Volume 146, pp. 283–319. [\[CrossRef\]](#)
78. Knowles, J.D.; Corne, D.W. Approximating the Nondominated Front Using the Pareto Archived Evolution Strategy. *Evol. Comput.* **2000**, *8*, 149–172. [\[CrossRef\]](#) [\[PubMed\]](#)
79. Martí, R.; Campos, V.; Resende, M.G.; Duarte, A. Multiobjective GRASP with Path Relinking. *Eur. J. Oper. Res.* **2015**, *240*, 54–71. [\[CrossRef\]](#)
80. Ebrahimi, M.; Fatemi Ghomi, S.; Karimi, B. Hybrid flow shop scheduling with sequence dependent family setup time and uncertain due dates. *Appl. Math. Model.* **2014**, *38*, 2490–2504. [\[CrossRef\]](#)
81. Karimi, N.; Zandieh, M.; Karamooz, H. Bi-objective group scheduling in hybrid flexible flowshop: A multi-phase approach. *Expert Syst. Appl.* **2010**, *37*, 4024–4032. [\[CrossRef\]](#)