

Characterization and Optimization of Elastomeric Electrodes for Dielectric Elastomer Artificial Muscles

Guangqiang Ma ¹, Xiaojun Wu ^{1,*}, Lijin Chen ², Xin Tong ¹ and Weiwei Zhao ^{2,*}

¹ School of Mechanical and Electrical Engineering, Xi'an University of Architecture and Technology, Xi'an 710055, China; gq.ma@xauat.edu.cn (G.M.); tongxin@xauat.edu.cn (X.T.)

² School of Mechanical and Electronic Engineering, Wuhan University of Technology, Wuhan 430070, China; lj.chen@whut.edu.cn (L.C.)

* Correspondence: wuxiaojun@xauat.edu.cn (X.M.) and wzhaow@whut.edu.cn (W.Z.)

Received: 2 November 2020; Accepted: 1 December 2020; Published: 4 December 2020




Figure S1. Real setups: (a) Tensile test; (b) Quasi-static DEA actuation test; (c) High-frequency test.

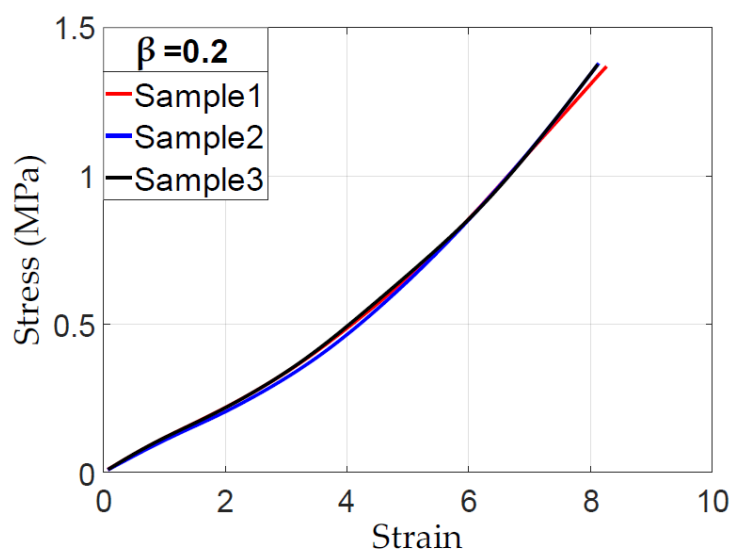


Figure S2. Uniaxial tensile stress–stretch curves from three repeated tensile pull-to-failure tests on the $\beta = 0.2:1$ specimen at a strain rate of 49.9 mm/min.




Figure S3. Adhesion experiments at different ratios β .

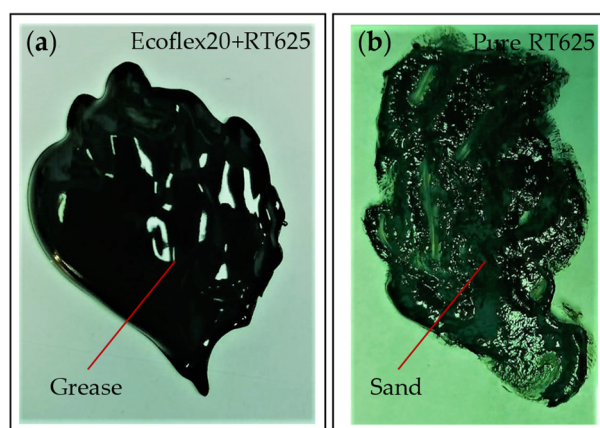


Figure S4. Curing for 2 hours: (a) Ecoflex20 + RT625; (b) Pure RT625.



© 2020 by the authors. Licensee MDPI, Basel, Switzerland. This article is an open access article distributed under the terms and conditions of the Creative Commons Attribution (CC BY) license (<http://creativecommons.org/licenses/by/4.0/>).