

# Concentrating Solar Power Technologies

Maria Simona Răboacă <sup>1,2,\*</sup>, Gheorghe Badea <sup>2</sup>, Adrian Enache <sup>1</sup>, Constantin Filote <sup>3</sup>,  
Gabriel Răsoi <sup>1</sup>, Mihai Rata <sup>3</sup>, Alexandru Lavric <sup>3</sup> and Raluca-Andreea Felseghi <sup>2,3,\*</sup>

<sup>1</sup> National Research and Development Institute for Cryogenic and Isotopic Technologies—ICSI Rm. Valcea, Uzinei Street, No. 4, P.O. Box 7 Raureni, 240050 Rm. Valcea, Romania; adrian.enache@icsi.ro (A.E); gabi.rasoi@icsi.ro (G.R.)

<sup>2</sup> Technical University of Cluj-Napoca, Memorandumului Street, No. 28, 400114 Cluj-Napoca, Romania; Gheorgh.Bbadea@insta.utcluj.ro (G.B.)

<sup>3</sup> Faculty of Electrical Engineering and Computer Science, Stefan cel Mare University of Suceava, 720229 Suceava, Romania; filote@usm.ro (C.F.); mihair@eed.usv.ro (M.R.); lavric@eed.usv.ro (A.L.)

\* Correspondence: simona.raboaca@icsi.ro (M.S.R.); Raluca.FELSEGHI@insta.utcluj.ro (R.-A.F.)

Received: 3 February 2019; Accepted: 12 March 2019; Published: 18 March 2019

**Abstract:** Nowadays, the evolution of solar energy use has turned into a profound issue because of the implications of many points of view, such as technical, social, economic and environmental that impose major constraints for policy-makers in optimizing solar energy alternatives. The topographical constraints regarding the availability of inexhaustible solar energy is driving field development and highlights the need for increasingly more complex solar power systems. The solar energy is an inexhaustible source of CO<sub>2</sub> emission-free energy at a global level. Solar thermal technologies may produce electric power when they are associated with thermal energy storage, and this may be used as a disposable source of limitless energy. Furthermore, it can also be used in industrial processes. Using these high-tech systems in a large area of practice emboldens progress at the performance level. This work compiles the latest literature in order to provide a timely review of the evolution and worldwide implementation of Concentrated Solar Power—CSP—mechanization. The objective of this analysis is to provide thematic documentation as a basis for approaching the concept of a polygeneration solar system and the implementation possibilities. It also aims to highlight the role of the CSP in the current and future world energy system.

**Keywords:** concentrated solar power (CSP), installed capacity; solar energy resources; solar thermal plants; thermal energy storage (TES)

## 1. Introduction

Prefacing the improvement of inexhaustible energy supply worldwide and non-polluting power sources [1,2], represents one of the major purposes of power generation at a global level [3–5]. Renewable energies (sunlight, sunscreen, water strength, biomass, wind power) and renewable raw materials are alternatives to fossil resources [3]. Solar activity represents one of the purest types of energy [6]. The huge amount of this type of energy underlies almost all natural processes on Earth [7]. It is, however, quite difficult to capture and store in a usable form (mainly heat or electricity) [8,9] that would facilitate its subsequent use [10].

The potential of solar resources, which far exceeds the potential of fossil fuels, is given by the following characteristics [1]:

- Solar resources are inexhaustible (the Sun provides the Earth with 15,000 times more energy than the annual energy consumption of atomic or fossil energy; the solar source can supply the Earth's energy needs for at least five billion years);

- Solar resources are wholly or partly available everywhere, assuming regional decentralized operation;
- The transformation of solar resources into secondary energy and in secondary materials like heat, fuel, electricity does not emit CO<sub>2</sub> not shielding the global environment;
- There is the possibility of developing a sustainable civilization model [1].

Solar Thermal Energy (STE) is the most important type of solar power activity and represents one of the important technology resources, producing energy useful in various applications such as: building, electromobility and manufacturing. The integration with thermal energy storage (TES) comes with the possibility to make STE unique and dispatchable when mixed with other inexhaustible sources of energy. For a long period, expansion of the thermal solar activity industry has been associated with TES theory. It is important to provide high tech sources which facilitate the distribution of the demanded energy supply [11].

Unlike photovoltaic (PV) panel technologies, Concentrated Solar Power (CSP) has an inherent capacity to store heat energy for limited intervals of time for later conversion into electricity. When combined with thermal storage capacity, CSP plants are able to produce electricity even when clouds block the Sun or after sunset. [12]. Additionally, for instance, one megawatt of installed CSP avoids the emission of 688 tons of CO<sub>2</sub> compared to a combined cycle system, and 1360 tons of CO<sub>2</sub> compared to a coal/steam cycle power plant. One square mirror in the solar field produces 400 kWh of electricity per year, avoids 12 tons of CO<sub>2</sub> emission, and contributes to 2.5 tons savings of fossil fuels during 25-year operation life time [13].

This work aimed to provide a state-of-the-art review of the development of CSP technologies over the last decade. First, the article provided a summary on the status of the EU's main objectives for renewable energy sources (RES) development, which intended to highlight the role of the CSP in the current and future energy system of Europe. The main CSP technologies are presented and the suitability map for installation of solar thermal power plants according to the direct normal irradiance (DNI) was illustrated. There is discussion regarding the worldwide stage of installation of capacities based on CSP technology, as well as CSP plants that are currently operating or under construction. The goal of this review was to provide a thematic documentation that can be a starting point for developing a research project within National Research and Development Institute for Cryogenic and Isotopic Technologies—ICSI Rm. Valcea, ICSI Energy Department. This work has already achieved results in some “smart city” examples in Europe [14]. It aimed to approach the concept of a polygeneration solar system, which involved the possibility of obtaining several forms of useful energy from solar resources: electricity, thermal energy (heat), mechanical work produced by steam, chemical energy in the form of hydrogen (fuel), cooling energy, light flux, etc.

Romania, one of the EU members, through energy policies, adopted strategies and research activities [15], has an intense orientation towards the world solar economy [16], which requires a revolution in energy technology, making the technical development of productive forces replicable internationally [1].

## 2. Materials and Methods

To compile the review based on a literature research of Concentrated Solar Power (CSP) technologies for sustainable power generation, existing relevant studies that were analyzed based on different types of CSP along with thermal energy storage (TES) technologies, and the worldwide state of implementation of these concepts have been identified.

A systematic literature search was carried out in Science Direct, MDPI, ResearchGate, Google Scholar and specialized technical platforms to identify relevant studies involving review analysis of different types of CSP and TES technologies and installed capacities, during the last 10 years. The concept of CSP technologies is not new, and a significant number of studies have already been conducted by researchers. The identified research works have been characterized according to the technologies reviewed, methodology adopted and the sustainability parameters discussed.

### 3. Considerations Regarding the CSP Technologies

#### 3.1. Main Policies and Objectives for Renewable Energy Sources (RES) Development

The power of the sun and of the wind, as well as the power provided by biomass and biofuels, along with geothermal and hydro power energy are used as alternatives for fossil fuels to avoid the emissions that can trigger the greenhouse effect, and reducing the dependency volatility for fossil fuels, especially oil and gas [4,17,18].

The future post 2020 timeframe study, as well as the EU legislation on the promotion of renewable sources is under debate. The fundamental process of society's development is based on the availability of an inexhaustible power supply [3,19]. Contributing to most of the proposed energy requires, ensuring the transition to a sustainable energy system, the security of supply, reduction and even elimination of the greenhouse gas emissions, and the industrial development, that would lead to job growth and significantly lower energy costs [20]. The objectives of "20-20-20" strategy to be fulfilled by 2020 have set the following three key targets:

- 20% reduction in EU greenhouse gas emissions compared to 1999 levels;
- 20% increase in the share of energy produced from renewable sources in the EU;
- improving the energy efficiency in the EU by 20% [15].

As the European energy system faces an increasingly pressing need for sustainable, affordable and competitive energy for all citizens, the European Commission adopted on 30 November 2016 the legislative package "Clean Energy for All Europeans", which seeks to implement strategies and measures to achieve the objectives of the Energy Union for the first ten-year period (2021–2030), in particular for the EU's 2030 energy and climate objectives, and refers to: energy security, energy market, energy, de-carbonization, research, innovation and competitiveness [15,19,20].

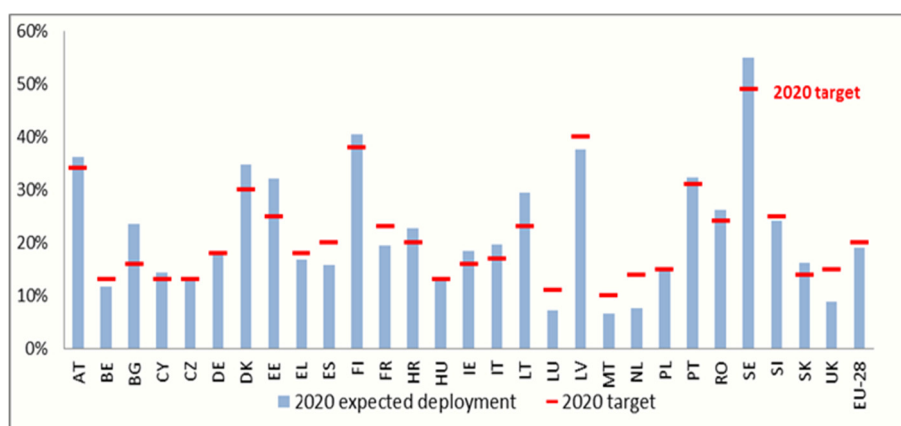
In a wider perspective, the EU established a set of long-term objectives in roadmaps by 2050. Regarding the building sector, the main three roadmaps are:

- The EU's objective of moving to a low-carbon, competitive economy by 2050, which identified the need to reduce carbon emissions in the residential and service sectors (generically referred to as the real estate sector) by 2050 compared to 1990 levels;
- Energy Perspective 2050, where "increasing the energy efficiency potential of new and existing buildings is essential" for a sustainable future;
- The Energy Efficient Europe Plan, identifying the real estate sector as one of the top three sectors responsible for 70% to 80% of the total negative environmental impact. Achieving better construction and optimizing their use within the EU would reduce by over 50% the amount of raw materials extracted from the underground and could reduce water consumption by 30%.

These roadmaps are a long-term aspiration that is not only desirable from a social and economic point of view, but also ecologically essential [15,19,20]. In many countries, the strong development of the heating sector from renewable sources [21] has been a key factor in achieving and surpassing the intermediate targets in these EU member states. This is true, for example, in Bulgaria, Finland and Sweden, where development was mainly driven by the use of low-cost fuel from biomass. The use of an inexhaustible supply in the field of transport [22] has lagged behind in most countries, except for Sweden, Finland, Austria, France and Germany.

However, most Member States are about to meet and even surpass their targets by 2020, based on the planning and assessment of current policies [3,19,20]. This makes it an entirely possible target not only for the EU members, but also for the entire EU (Figure 1) [15].

Solid biomass fuels were the main factor that produced heat from inexhaustible sources in 2013 [23], while during 2014, a report was published in regards to the production of heat and electricity based on the solid sustainable and gaseous biomass. This report was published by the European Union and contained information on current planned EU actions that were supposed to maximize the benefits of the biomass usage while avoiding negative impacts on the environment [15].



**Figure 1.** Implementation chart of renewable energy sources (RES) in the EU member states and 2020 targets [15].

The power plants based on concentrated solar radiation (CSP) are considered to be an interesting alternative for generating electricity from renewable energy on a large scale worldwide [24,25]. Although their development has not been so rapid, some relevant projects were still in pending or cancelled in countries like Australia, and expansion of solar heat supply capacity is expected to be taken into consideration in the following years [26].

Electricity power, the fastest growing form of energy [27], is the power sector that contributes more than any other to the reduction of fossil fuels worldwide [28]. By 2040, an increase of around 40% (based on the current fleet) of the electricity requirement is expected. This increase by 7200 gigawatts may substitute the existing energy generators [5,29]. The strongest growth of renewables in many countries raises their share worldwide power generation, to one third by 2040 [15,30].

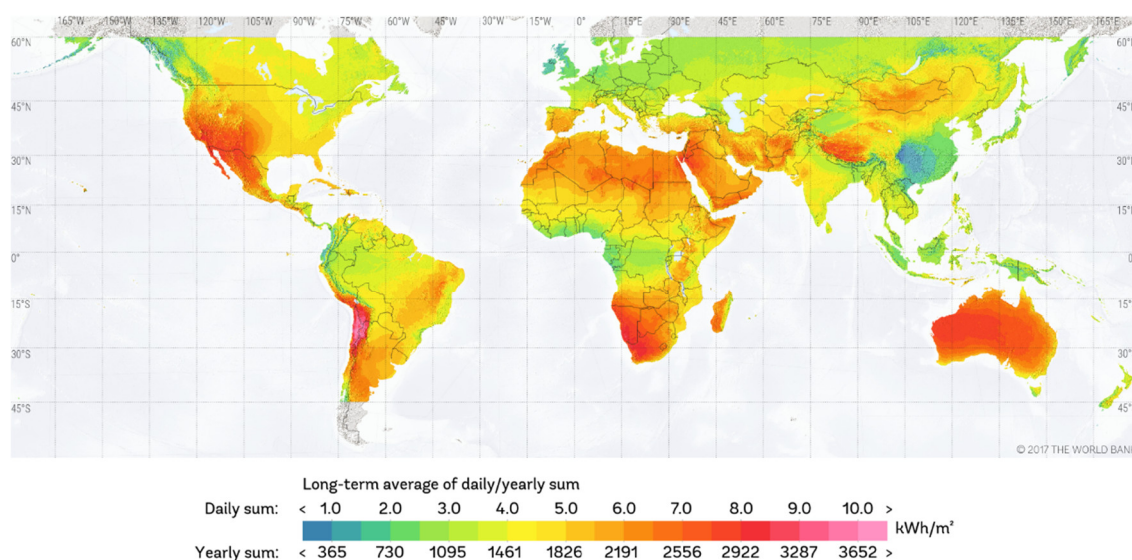
Due to global population industrialization and growth, the energy demand has increased dramatically. We can obtain renewable energy through natural resources such as geothermal, biomass, wind and solar heat power. This is the focus of most countries, especially due to the sustainability benefits by reduction of CO<sub>2</sub> and greenhouse gas emissions.

Among the technologies based on the use of solar sources to produce energy, the technology using parabolic mirrors outstanding by high efficiency, compactness and the advantage of modularisation that allows them to be placed in isolated places, independent of access to conventional energy sources. This technology is part of the radiation focusing category, the mirrors having a role of capturing and concentrating incident solar rays in the focal area where the receiver is located, which is usually coupled to an electric generator. Thus, solar energy is transformed into thermal energy into the receiver, then to mechanical energy in the engine and finally to electricity in the generator. [31] Coupling of technologies through integration of thermal energy storage (TES) to concentrating solar power (CSP) brings uniqueness to this type of power converter among all other renewable energy generating alternatives [30,31].

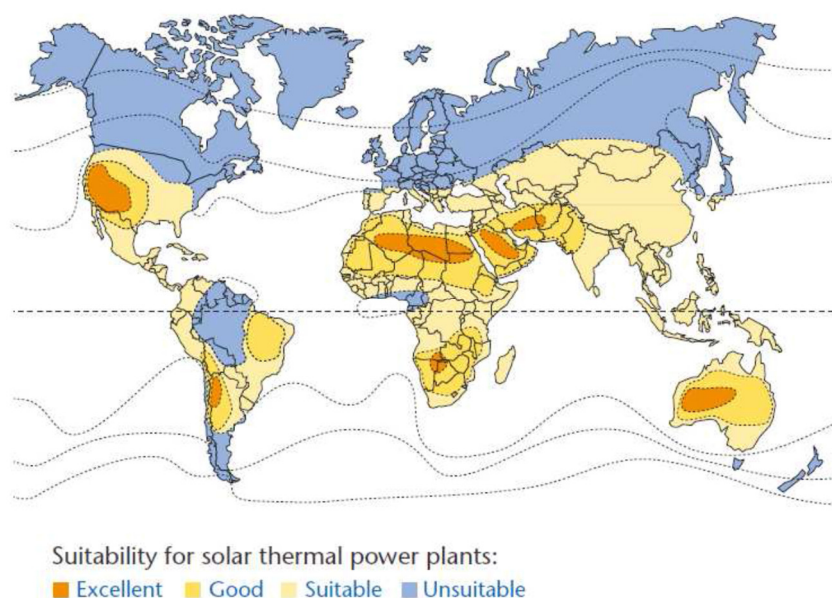
### 3.2. Direct Normal Irradiance (DNI)

Direct Normal Irradiance (DNI) is defined as the solar irradiance collected by a normal plane, directly from the Sun, being of high importance, respectively is the basis of the functioning principle of CSP technology [32–34].

Figure 2 presents a map of the global distribution of direct normal irradiation, where four zones can be further distinguished [35–37] based on their suitability for the installation of solar thermal power plants (Figure 3) [37]. Thus, zone I—excellent—has great potential and records maximum DNI values of 3652 kWh/m<sup>2</sup>/y. It is followed by zone II—having a good potential for exploitation of DNI, which has average values of 2800 kWh/m<sup>2</sup>/y. Zone III allows to install thermodynamic solar power plants with DNI values of 1700 ÷ 2100 kWh/m<sup>2</sup>/y. And, finally, area IV—not suitable for these types of energy generation systems that have a DNI of 365 ÷ 1700 kWh/m<sup>2</sup>/y [37,38].



**Figure 2.** Distribution map of direct normal irradiation [36].



**Figure 3.** Suitability map for installation of solar thermal power plants [37].

For an efficient operation of thermal solar plants, DNIs need to record values above 1800 kWh/m<sup>2</sup>/y [39]. The most favorable CSP resource [37] areas are thus in North Africa, the south-western United States, northern Mexico, north-western India middle East, southern Africa, Chile, Australia, Peru and the western parts of China. Other relevant areas such as southern areas from Europe, Turkey and US, central area of Asia, Brazil and also Argentina and China, are included [40,41].

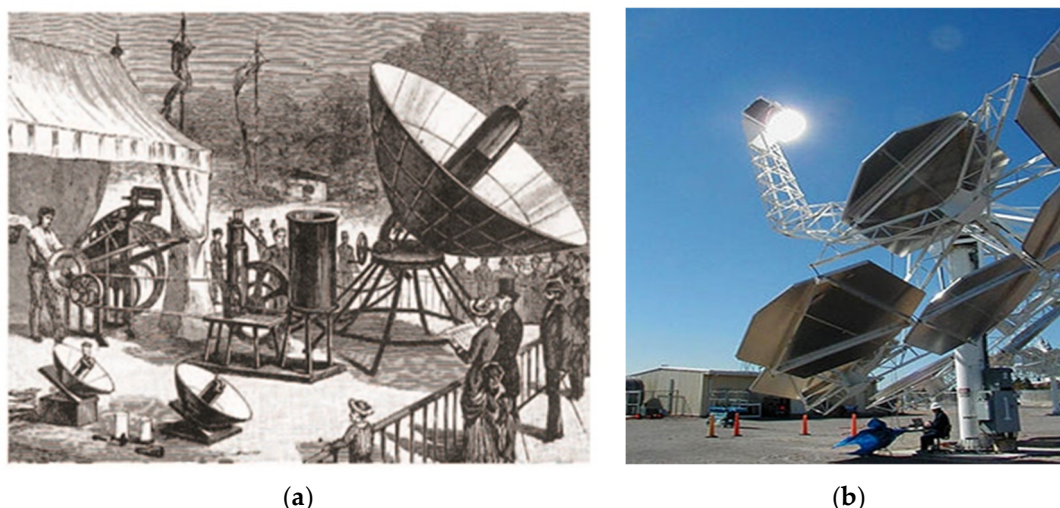
### 3.3. The Concept of Concentrated Solar Power (CSP)

One of the first studies on the possible use of sunlight, dating back to 1774, in the late 18th century, belongs to Antoine Lavoisier who created a large optical device containing a glass lens to focus and concentrate the sunlight on the surface of a burning material. Later, in 1878, a parabolic collector was designed and built to test the impact of the Sun's rays on a steam boiler to heat the water from its interior to the boiling point, and to release steam under pressure. This boiler by means

of a mechanical device, was ran and powered a printing press. [42,43] Figure 4a presents the first concept of a solar parabolic collector.

Sophisticated solar power (CSP) technologies are currently under development but are still not as accessible as conventional photovoltaic panels in providing confidence and reliability [44,45]. Figure 4b presents a modern solar parabolic concentrator concept [46].

Solar energy concentrating systems use parabolic mirrors that reflect the sunlight on a single point over the receiver's surface from where it is collected and transformed into thermal and electrical energy. Parabolic mirrors are designed to focus solar radiation on the receiver, which heats the gas to a relatively high temperature, which is then used to move a turbine or steam to power a Stirling engine running an electric generator, thus producing electricity [31,43].



**Figure 4.** Solar parabolic collector [43,46]. (a) First concept; (b) Modern concept.

Thermodynamic solar systems put into operation optical concentrators that exploited direct sunlight. The main specific of CSP technology (illustrated in figure 5), when compared to other renewable energy conversion equipment is represented by a thermic stock system that generates electrical power during intervals of time with cloudy skies or the sun setting.

As compared to photovoltaic panels (PV), CSP uses DNI in order to provide heat and electricity without CO<sub>2</sub> emissions where the DNI level is higher in comparison with others [43,47,48]. The CSP commercial technologies are the following [39,49–52]:

- (a) *Linear concentrating systems* which include parabolic troughs and linear Fresnel reflectors:

Parabolic Parabolic Troughs (PTs) usually count on oil as synthetic fuel to facilitate an exchange of power from the collector pipes into heat. During this process, the water is boiled and it evaporates, running the turbine and driving the plant to create electric energy. On a commercial basis, we can say that CSP is proved to be the most established technology. Linear Fresnel reflectors (LFR) make up a series of ground-based flat mirrors placed at angles that help concentrate the sunlight, in order to locate a receiver from several meters above. Compared to PT, the LFR shows a lower performance [39,49–52].

- (b) *Solar Power Towers (STs)* increase the number of computer-assisted mirrors to track the Sun in an individual way over two axes. In this way it concentrates the solar irradiation onto a single angle which we can fix on the top on the tower, placed in a central point; there, the heat produced by the sun conducts a thermodynamic cycle and produces electricity, so that the ST plants can approach higher temperatures than the other two above mentioned systems (PT and LFR) [39,49–52].
- (c) *A Parabolic Dish (PD)* is made up of a parabolic dish-shaped concentrator that mirrors the Direct Normal Irradiance into a receiver located at the focal point of the dish. The main advantages of

PD technologies include high energy efficiency (up to 30%) and modularity (5–50 kW), in addition to being particularly suited to distributed generation systems [39,49–52].

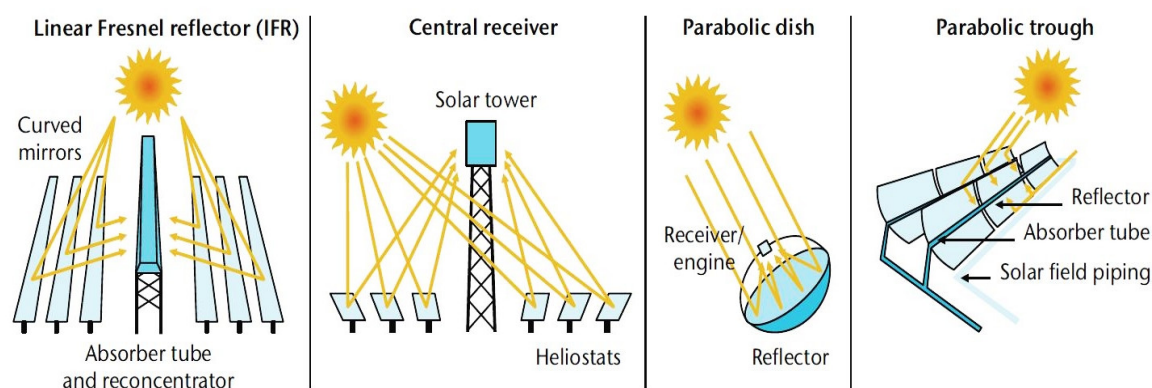


Figure 5. Main CSP technologies [53].

Based on the literature [54–62], the specific features of CSP technologies are presented in a comparative manner in Table 1.

Table 1. Comparison of CSP technologies [54–62].

| CSP Type                 | Operating Temperature (°C) | Ratio of Solar Concentration | Thermal Storage Suitability | Average Annual Efficiency | Land Use Efficiency (Total Area/Power) |
|--------------------------|----------------------------|------------------------------|-----------------------------|---------------------------|--|
| Parabolic Trough         | 20–400                     | 15–45                        | Suitable                    | 15%                       | 3.9                                    |
| Linear Fresnel Reflector | 50–300                     | 10–40                        | Suitable                    | 8–11%                     | 0.8–1                                  |
| Solar Trough             | 300–1000                   | 150–1500                     | Highly suitable             | 17–35%                    | 5.4                                    |
| Parabolic Dish           | 120–1500                   | 100–1000                     | Difficult                   | 25–30%                    | 1.2–1.6                                |

PT systems occupy a large area, having low thermodynamic efficiency due to their low operating temperature. They have a relatively low installation cost and a large experimental feedback. Furthermore, LFR has thermodynamic efficiency due to the low operating temperature, but low installation cost. ST has high thermodynamic efficiency due to a high operating temperature; it occupies a large area, it has high installation cost and records high heat losses. Finally, PD occupies small area, features high thermodynamic efficiency due to high operating temperature, but it requires a high installation cost [54–62].

A percentage of 85% of all CSP research projects is carried out on the parabolic troughs technology; accordingly, the existing data regarding operating experience and cost information generally refers to PT energy systems.

Levelized Cost of Electricity (LCOE) estimated for CSP is still high as compared to the other renewable technologies, as shown in Table 2 [55,63–66].

Table 2. LCOE estimates (€/kWh) [55,63–68].

| Technology | Europe      | USA        | China       |
|------------|-------------|------------|-------------|
| CSP        | 17.6–43.10  | 17.6–43.10 | 16.70–40.50 |
| PV         | 8.80–22.00  | 9.70–20.25 | 6.95–13.15  |
| Wind       | 6.25–10.30  | 5.40–11.95 | 4.30–8.20   |
| Hydro      | 8.80        | 7.95       | 2.65        |
| Coal       | 10.55–14.95 | 6.20       | 3.10–3.45   |

Power generating technologies based on alternative energies are subject to constant research and development. Costs are expected to decline in the near future due to various pilot projects currently underway in this field being validated and implemented on a large scale (including energy storage solutions).

#### 4. Discussion Regarding the Stage Installation of Capacities based on CSP

##### 4.1. General Considerations on RES

Figure 6 shows a country ranking on total renewable energy production capacity as of the end of 2017 [68].

|   | 1             | 2             | 3              | 4             | 5                  |
|---|---------------|---------------|----------------|---------------|--------------------|
| <b>POWER</b>  |               |               |                |               |                    |
| Renewable power capacity (including hydropower)                               | China         | United States | Brazil         | Germany       | India              |
| Renewable power capacity (not including hydropower)                           | China         | United States | Germany        | India         | Japan              |
| Renewable power capacity <i>per capita</i> (not including hydro) <sup>3</sup> | Iceland       | Denmark       | Germany/Sweden |               | Finland            |
| Bio-power generation  | China         | United States | Brazil         | Germany       | Japan              |
| Bio-power capacity  | United States | Brazil        | China          | India         | Germany            |
| Geothermal power capacity   | United States | Philippines   | Indonesia      | Turkey        | New Zealand        |
| Hydropower capacity <sup>4</sup>  | China         | Brazil        | Canada         | United States | Russian Federation |
| Hydropower generation <sup>4</sup>  | China         | Brazil        | Canada         | United States | Russian Federation |
| Solar PV capacity   | China         | United States | Japan          | Germany       | Italy              |
| Solar PV capacity <i>per capita</i>   | Germany       | Japan         | Belgium        | Italy         | Australia          |
| Concentrating solar thermal power (CSP)                                       | Spain         | United States | South Africa   | India         | Morocco            |
| Wind power capacity   | China         | United States | Germany        | India         | Spain              |
| Wind power capacity <i>per capita</i>   | Denmark       | Ireland       | Sweden         | Germany       | Portugal           |
| <b>HEAT</b>   |               |               |                |               |                    |
| Solar water heating collector capacity <sup>5</sup>                           | China         | United States | Turkey         | Germany       | Brazil             |
| Solar water heating collector capacity <i>per capita</i>                      | Barbados      | Austria       | Cyprus         | Israel        | Greece             |
| Geothermal heat capacity <sup>6</sup>   | China         | Turkey        | Iceland        | Japan         | Hungary            |

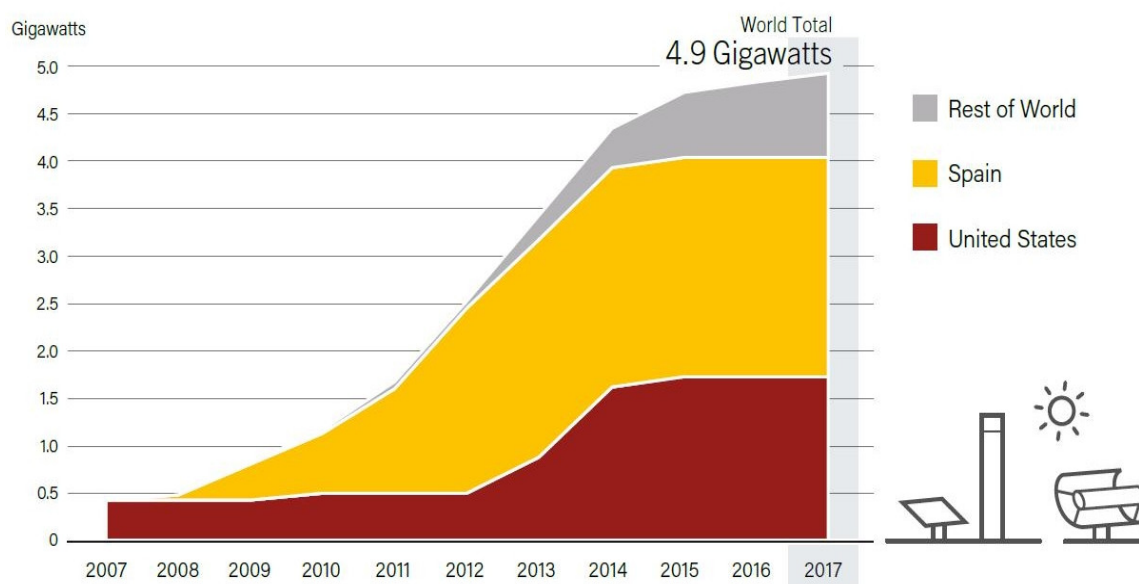
**Figure 6.** Country ranking on total renewable energy production capacity for 2017 [68].

From Figure 6, it can be seen, that the countries with the largest renewable energy production are China, the US and Brazil, followed by Germany and India. In terms of power generated by CSP capacity, Spain ranks first in the world ranking, being followed by United States that ranks second, and then South Africa, India, Morocco and China. In terms of solar water heating collector capacity, China ranks first in the world ranking, being followed by United States, Turkey, Germany and Brazil.

##### 4.2. Worldwide Capacity of CSP Technologies

Figure 7 shows the concentrating solar thermal power global capacity by country and region over the period 2007–2017. From the statistical data presented in Figure 7, there can be observed a significant increase in renewable energy capacity from 0.4 gigawatts produced in 2007 to 4.9 gigawatts in 2017. Despite the fact that the global capacity increased by only over 2% in 2017 compared to 2016, the CSP industry was active, with a pipeline of about 2 GW of projects under construction around the world, especially in the Middle East and North Africa (MENA) region and in China [37].

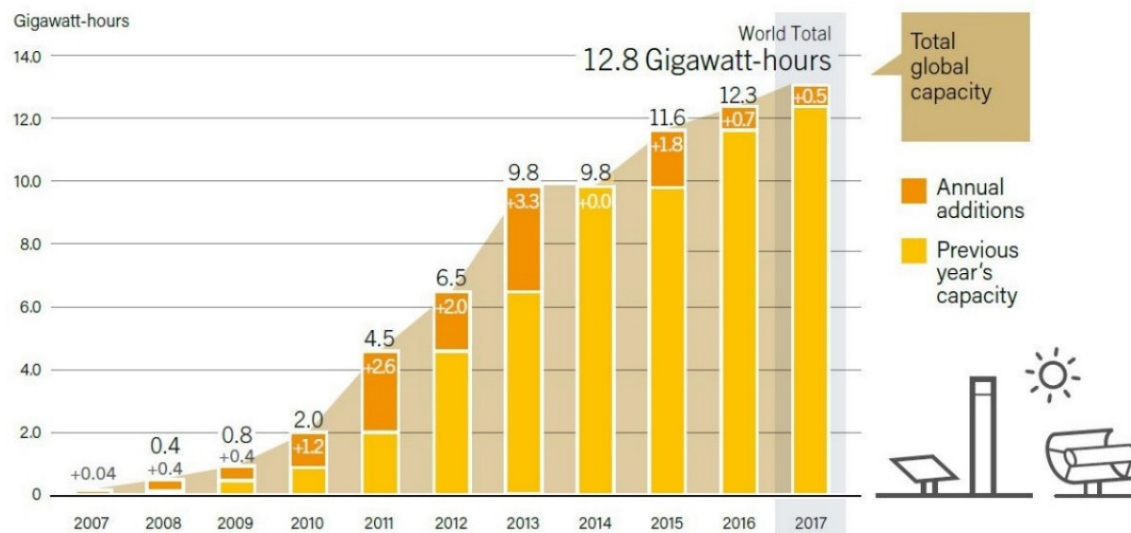
Concentrated solar power technologies (CSP) have helped boost developing countries with a high level of direct normal irradiation (DNI) [35] and a specific strategic and/or economic alignment, benefitting from the advantages of these technologies [40]. CSP technologies benefit from better support for energy policies, low oil and gas reserves with limited access to electricity grids, or stringent energy storage needs, thus achieving a strong industrialization and creating new jobs [33].



**Figure 7.** Concentrating solar thermal power global capacity by country and region over the period 2007–2017 [68].

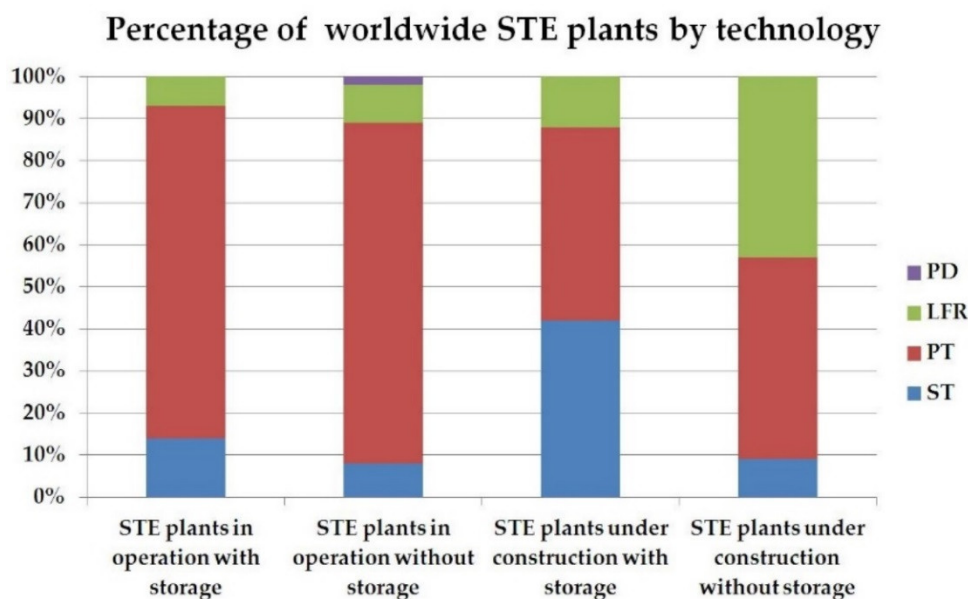
Ongoing research conducted mainly in Australia, Europe, and the United States, has kept concentrating on the development and improvement of Energy Storage Technology (TES) [69].

Figure 8 shows the global storage capacity of solar thermal energy during the period 2007–2017. According to the statistical data presented in Figure 8, there is significant increase in the global storage capacity of thermal energy produced from concentrated solar radiation, from the supply of about 0.04 megawatts-hours in 2007 to 12.8 gigawatts-hours, in 2017.



**Figure 8.** CSP thermal energy storage global capacity and annual additions, 2007–2017 [70].

Figure 9 shows the STE worldwide capacity organized by main CSP technologies [71]. A significant percentage of installations in operation or under construction have linear gradient concentrating systems such as parabolic troughs, which operate both with and without storage. The trend was to increase the use of solar-tower technology. Forty one (41) percent of thermal energy storage systems and 41% of all STE plants under construction are in development under Fresnel reflectors, which operate without storage.



**Figure 9.** STE worldwide capacity categorized by technology and with/without storage [72,73].

Parabolic dishes are present in a low percentage of approximately 2% of the total STE plants in operation without storage, this type of technology being in the stage of research and implementation at the level of practical applications [72,73].

## 5. CSP Sunflower 35 Experimental Equipment

Under the research project “ROM-EST: Research Laboratories for Energy Storage”, following the research study, a Sunflower 35 solar concentrator was purchased together with a Stirling energy unit to produce energy and heat from concentrated solar energy.

The performance of the Sunflower 35 module according to the manufacturer’s specifications is as follows:

- Stirling engine type  $\alpha$ , maximum power of 10 kWe at 1500 rpm, useful volume 183 cm<sup>3</sup>, maximum yield 25%.
- Maximum power 10 kWe + 25 kWt (for average direct radiation of 1000 W/m<sup>2</sup>), ~400 V AC/50 Hz/3 phases, IP55, min.
- Max. 600–700 °C.
- Average working pressure is 15 MPa, helium working gas, engine volume 2 L.
- PCU weight: 500 kg.
- Thermal agent control system with 50 °C inlet cooler water temperature and 60 °C hot water outlet temperature from the cooler.
- electrical power in operation: 2–10 kWel;
- maximum thermal flow (in cogeneration) to direct normal radiation > 1000 W/m<sup>2</sup>: about 25 kWt;
- thermal flow in operation (in cogeneration system): 9–25 kWterm;
- simultaneous supply of heat and electricity up to 35 kW;
- total annual output of up to 85 MW;
- high efficiency: 25% for power generation, 70% for cogeneration;
- up to 3600 operating hours per year;
- about 26 MW of electric power supplied annually;
- about 59 MW of heat supplied annually;
- completely dispatchable generation;
- control of the level of power generated;
- precision of the Sun tracking system.

The Stirling engine did not require water consumption for power generation or for cooling cycles (closed circuit operation). The Stirling Technology Conversion Unit (PCU 35) of 35 kW was equipped with a 25% efficiency SBT V-183 thermal engine.

This equipment is sturdy and durable, adapts to and resists extreme operating conditions such as temperatures from  $-20\text{ }^{\circ}\text{C}$  to  $+50\text{ }^{\circ}\text{C}$ , 100% humidity, snow, sand, wind and dust.

The installation of the solar concentrator together with the power unit and the necessary accessories were initially underwent a preliminary study, which consisted in positioning simulation procedure, which was a preconception of the actual placement and installation mode in the location established. Taking into account these aspects, the installation and assembly positions of the main equipment will be anticipated in a preliminary manner.

The surface requirement for the solar concentrator is about  $10 \times 20\text{ m}^2$ , with a favorable position, so as to ensure maximum solar radiation at the lowest shading factor. During the first stage of the installation and commissioning phase, the solar concentrator was installed together with the technical annex for the control and control of the processes.

At a later stage, the power unit with all necessary accessories will be mounted on the support arm of the concentrator, after prior testing of the equipment.

For the safety and proper functioning of the equipment, they must be mounted and installed in a safe location, where they must operate at a constant temperature and protected from bad weather.

For this purpose, a technical annex for the installation of technical equipment for process control and control is placed near the installation, being protected against dust and impurities, with a controlled thermal regime throughout the seasons.

The annex will be divided into two rooms with the following use:

- installation and mounting of the equipment for thermal energy storage;
- installing and mounting of the electricity storing equipment.

Figure 10 shows the installation of the solar concentrator working position together with the technical annex for command and control.



**Figure 10.** Installed solar concentrator in its working position.

The parabolic metal frame of the solar concentrator was designed to be assembled to the ground by means of a special mounting system that allows quick and easy installation of the building.


The support pillar was positioned vertically in the reinforced concrete foundation on which the solar concentrate drive system was mounted, which is shown in Figure 11.



**Figure 11.** Solar concentrator support pylon.

After mounting the support pillar, the parabolic metal frame assembly was positioned by the arm and secured to the propulsion system.

Install the control system with all the quick connect connections that are installed on the control board interface of the propulsion system. The Stirling motor assembly of the test equipment is presented in Figure 12.



**Figure 12.** The Stirling motor assembly.

## 6. Conclusions

There is no doubt regarding the great global potential of solar energy which is a clean renewable energy form. It has the disadvantage of only supplying intermittent power for electricity generation. This inconvenience can be removed through CSP technology, which together with a suitable heat storage system can generate electricity even with cloudy skies or after sunset. Thermal Energy Storage allows the mitigation of short fluctuations and extension of electricity supply to more desirable periods, making Concentrated Solar Power dispatchable [74].

This work outlines an analysis of the latest scientific literature in order to achieve the state-of-the-art review of the development and worldwide implementation of CSP and TES technologies. In this respect, the following aspects were presented: CSP's position in worldwide policies and targets for Renewable Energy Sources (RES) development, global distribution DNI map alongside to the

global map of suitability for installation of solar thermal plants, the concept and the main CSP technologies together with the main TES methods, and, in the end, there have been discussions about the worldwide stage installation of capacities based on CSP. The conclusions can be summarized as follows:

- CSP technology along with TES maximizes the potential of solar energy through polygeneration, providing the opportunity to obtain more energy forms used by a unique resource.
- The main specific characteristic of CSP technologies compared to other renewable energy conversion equipment is the use of a heat storage system to generate electricity even when cloudy or after the sunset due to DNI, in contrast to the photovoltaic panels (PV).
- A percentage of 85% of all CSP research projects is carried out on the parabolic troughs (PT) technology, according to the data available on operating experience.
- Sensible heat storage technology is the most used in CSP plants in operation.
- LCOE estimates for CSP are still relatively high, but these technologies are in constant research and development, and as a number of pilot projects currently underway in this field will be validated and implemented on a large scale, including energy storage solutions, and they are expected to result in declining costs in the near future.
- In terms of power generated by CSP capacity, Spain ranks first in the world ranking, being followed by United States, which ranks second, and then South Africa, India, Morocco, China.
- From the statistical data presented by U.S. National Renewable Energy Laboratory (NREL), a significant increase in CSP capacity from 0.4 gigawatts produced in 2007, to 4.9 gigawatts in 2017, can be noticed.
- Several countries, in addition to the different policies for solar power generation, with which they face the appropriate system planning and operations for power supply systems to provide reliable quality and electrical power, make use of new eco-sustainable plants systems to reduce pollutant emissions and energy consumption [75–77].

One R&D project allowed ICSI Râmnicu Vâlcea to purchase an integrated CSP Dish Stirling SUNFLOWER 35 type system for polygeneration of energy by concentrating solar irradiation, which has been installed in the current location, together with all the accessories necessary for good operation in optimal conditions. The Stirling engine power unit was installed within the CSP Dish Stirling SUNFLOWER 35 integrated system, but only after this equipment had been pre-tested and put into operation.

**Author Contributions:** “Conceptualization, G.B. and C.F.; Methodology, R.-A.F. M.S.R.; Software, A.L.; Validation, G.B., R.-A.F. and M.S.R.; Formal Analysis, M.R.; Investigation, G.R. & A.E.; Resources, C.F.; Data Curation, C.F.; Writing-Original Draft Preparation, R.-A.F., G.R.; Writing-Review & Editing, M.S.R.; Visualization, A.L.; Supervision, G.B., C.F.; Project Administration, C.F.; Funding Acquisition, M.S.R.”

**Funding:** This research received no external funding

**Acknowledgments:** This work was supported by a grant of the Romanian Ministry of Research and Innovation, CCCDI-UEFISCDI, project number PN-III-P1-1.2-PCCDI-2017-0776/No. 36 PCCDI/15.03.2018, within PNCDI III.

**Conflicts of Interest:** “The authors declare no conflict of interest.”

## Nomenclature

| Abbreviation    | Definition                                     |
|-----------------|--|
| CO <sub>2</sub> | Carbon dioxide                                 |
| CSP             | Concentrated Solar Power                       |
| DNI             | Direct Normal Irradiance                       |
| EC              | European Commission                            |
| EU              | European Union                                 |
| ISO             | International Organization for Standardization |
| LCOE            | Levelized Cost of Electricity                  |
| LFR             | Linear Fresnel Reflector                       |

|      |                                   |
|------|-----------------------------------|
| MENA | Middle East and North Africa      |
| PD   | Parabolic Dish                    |
| PT   | Parabolic Trough                  |
| PV   | Photovoltaic Panel                |
| RES  | Renewable Energy Source           |
| STE  | Solar Thermal Energy              |
| TES  | Thermal Energy Storage            |
| USA  | United State of America           |
| WMO  | World Meteorological Organization |

## References

1. Bejan, M.; Rusu, T.; Bălan, I. The Present and Future of Energy, Part. II, Renewable Energies. Technological perspectives. *Buletinul AGIR* **2010**, *4*, 178–183.
2. Owusu, P.A.; Asumadu-Sarkodie, S. A review of renewable energy sources, sustainability issues and climate change mitigation. *Cogent Eng.* **2016**, *3*, 1167990, doi:10.1080/23311916.2016.1167990.
3. European Commission. *Directive 2009/28/EC on the Promotion of the Use of Energy from Renewable Sources*; European Parliament, Council of the European Union: Brussels, Belgium, 2009.
4. *Renewable Energy Policy Network for the 21st Century (REN21)*; Renewables 2017 Global Status Report; REN21: Paris, France, September 2017; ISBN 978-3-9818107-6-9.
5. Burke, M.J.; Stephens, J.C. Political power and renewable energy futures: A critical review. *Energy Res. Soc. Sci.* **2018**, *35*, 78–93, doi:10.1016/j.erss.2017.10.018.
6. Kabir, E.; Kumar, P.; Kumar, S.; Adelodun, A.A.; Kim, K.H. Solar energy: Potential and future prospects. *Renew. Sustain. Energy Rev.* **2018**, *82*, 894–900, doi:10.1016/j.rser.2017.09.094.
7. Kannan, N.; Vakeesan, D. Solar energy for future world: A review. *Renew. Sustain. Energy Rev.* **2016**, *62*, 1092–1105, doi:10.1016/j.rser.2016.05.022.
8. Strantzali, E.; Aravossis, K. Decision making in renewable energy investments: A review. *Renew. Sustain. Energy Rev.* **2016**, *55*, 885–898, doi:10.1016/j.rser.2015.11.021.
9. European Parliament. *Energia din Surse Regenerabile; Fise Tehnice UE—2016*; European Parliament: Brussels, Belgium, 2016.
10. Felseghi, R.A.; Papp, A. Considerations regarding hybrid systems of power generator from renewable energy sources, Studia Universitatis Babes-Bolyai. *Ambientum* **2014**, *59*, 27–40.
11. González-Roubaud, E.; Pérez-Osorio, D.; Prieto, C. Review of commercial thermal energy storage in concentrated solar power plants: Steam vs. molten salts. *Renew. Sustain. Energy Rev.* **2017**, *80*, 133–148, doi:10.1016/j.rser.2017.05.084.
12. International Energy Agency (IEA); and International Renewable Energy Agency (IRENA). *Concentrating Solar Power: Technology Brief*; IEA & IRENA: Abu Dhabi, UAE, 2013.
13. Balghouthi, M.; Trabelsi, S.E. Mahmoud Ben Amara, Abdessalem Bel Hadj Ali, Guizani, A. Potential of concentrating solar power (CSP) technology in Tunisia and the possibility of interconnection with Europe. *Renew. Sustain. Energy Rev.* **2016**, *56*, 1227–1248, doi:10.1016/j.rser.2015.12.052.
14. Cannistraro, G.; Cannistraro, M.; Trovato, G. Island “Smart Energy” for Eco-Sustainable Energy—A Case Study “Favignana Island”. *Int. J. Heat Technol.* **2017**, *35*, doi:10.18280/ijht35.
15. European Commission. *Directive of the European Parliament and of the Council on the Promotion of the Use of Energy from Renewable Sources*; European Commission: Brussels, Belgium, 2016; p. 18.
16. Corsiuc, G.; Marza, C.; Ceuca, E.; Felseghi, R.A.; Şoimoşan, T.M. Hybrid Solar-Wind Stand-Alone Energy System: A Case Study. *Appl. Mech. Mater.* **2015**, *772*, 536–540, doi:10.4028/www.scientific.net/AMM.772.536.
17. National Renewable Energy Laboratory (NREL). *Renewable Electricity Futures Study, Vol. 2. Renewable Electricity Generation and Storage Technologies*; NREL/TP-6A20-52409-2; National Renewable Energy Laboratory (NREL): Golden, CO, USA, 2012.
18. Hosenuzzaman, M.; Rahim, N.A.; Selvaraj, J.; Hasanuzzaman, M.; Malek, A.B.M.A.; Nahar, A. Global prospects, progress, policies, and environmental impact of solar photovoltaic power generation. *Renew. Sustain. Energy Rev.* **2015**, *41*, 284–297, doi:10.1016/j.rser.2014.08.046.
19. *Renewables 2017. Global Status Report*; REN21: Paris, France, 2017; p. 23.
20. *Renewables 2017. Global Status Report*; REN21: Paris, France, 2017; p. 25.
21. Şoimoşan, T.M.; Felseghi, R.A. Influence of the thermal energy storage on the hybrid heating systems’ energy profile. *Prog. Cryog. Isotopes Sep.* **2016**, *19*, 5–18.

22. Aschilean, I.; Varlam, M.; Culcer, M.; Iliescu, M.; Raceanu, M.; Enache, A.; Raboaca, M.S.; Rasoi, G.; Filote, C. Hybrid Electric Powertrain with Fuel Cells for a Series Vehicle. *Energies* **2018**, *11*, 1294, doi:10.3390/en11051294.
23. Abdmouleh, Z.; Gastli, A.; Brahim, L.B.; Haouari, M. Nasser Ahmed Al-Emadi, Review of optimization techniques applied for the integration of distributed generation from renewable energy sources. *Renew. Energy* **2017**, *113*, 266–280, doi:10.1016/j.renene.2017.05.087.
24. Khan, J.; Arsalan, M.H. Solar power technologies for sustainable electricity generation—A review. *Renew. Sustain. Energy Rev.* **2016**, *55*, 414–425, doi:10.1016/j.rser.2015.10.135.
25. Pandey, A.K.; Tyagi, V.V.; Selvaraj, J.A.L.; Rahim, N.A.; Tyagi, S.K. Recent advances in solar photovoltaic systems for emerging trends and advanced applications. *Renew. Sustain. Energy Rev.* **2016**, *53*, 859–884, doi:10.1016/j.rser.2015.09.043.
26. Carson, L. *Australian Energy Resource Assessment*, 2nd ed.; Report, Cap. 10—Solar Energy; Geoscience Australia: Canberra, Australia, 2014.
27. Pentiuc, R.D.; Popa, C.D.; Dascalu, A. The Influence of LED Street Lighting Upon Power Quality in Electrical Networks. In Proceedings of the 8th International Conference and Exposition on Electrical and Power Engineering (EPE) Romania, Iasi, Romania, 16–18 October 2014; doi:10.1109/ICEPE.2014.6970077.
28. Aschilean, I.; Rasoi, G.; Raboaca, M.S.; Filote, C.; Culcer, M. Design and Concept of an Energy System Based on Renewable Sources for Greenhouse Sustainable Agriculture. *Energies* **2018**, *11*, 1201, doi:10.3390/en11051201.
29. Marza, C.; Corsiuc, G.D.; Pop, A. Case study regarding the efficiency of electricity generation using photovoltaic panels. In Proceeding of the International Multidisciplinary Scientific GeoConference SGEM 2018, Bulgaria, Balkans, 30 June–9 July 2018; Section Renewable Energy Sources and Clean Technologies.
30. Edenhofer, O.; Pichs Madruga, R.; Sokona, Y.; Seyboth, K.; Matschoss, P.; Kadner, S.; Zwickel, T.; Eickemeier, P.; Hansen, G.; Schloemer, S.; et al. *Renewable Energy Sources and Climate Change Mitigation*; Special Report of the Intergovernmental Panel on Climate Change; Cambridge University Press: Cambridge, UK, 2012; pp. 607–614.
31. Liu, M.; Tay, N.H.S.; Bell, S.; Belusko, M.; Jacob, R.; Will, G.; Saman, W.; Bruno, F. Review on concentrating solar power plants and new developments in high temperature thermal energy storage technologies. *Renew. Sustain. Energy Rev.* **2016**, *53*, 1411–1432, doi:10.1016/j.rser.2015.09.026.
32. Blanc, P.; Espinar, B.; Geuder, N.; Gueymard, C.; Meyer, R.; Pitz-Paal, R.; Reinhardt, B.; Renne, D.; Sengupta, M.; Wald, L.; et al. Direct normal irradiance related definitions and applications: The circumsolar issue. *Sol. Energy* **2014**, *110*, 561–577, doi:10.1016/j.solener.2014.10.001.
33. Law, E.W.; Kay, M.; Taylor, R.A. Evaluating the benefits of using short-term direct normal irradiance forecasts to operate a concentrated solar thermal plant. *Sol. Energy* **2016**, *140*, 93–108, doi:10.1016/j.solener.2016.10.037.
34. WMO. *CIMO Guide to Meteorological Instruments and Methods of Observation*, 7th ed.; Measurement of Radiation, WMO-No. 8 (2010 Update); World Meteorological Organization: Geneva, Switzerland, 2010; Chapter 7, pp. 157–198.
35. Gueymard, C.A.; Ruiz-Arias, J.A. Extensive worldwide validation and climate sensitivity analysis of direct irradiance predictions from 1-min global irradiance. *Sol. Energy* **2016**, *128*, 1–30, doi:10.1016/j.solener.2015.10.010.
36. Direct Normal Irradiation. Available online: <https://solargis.com/maps-and-gis-data/download/world> (accessed on 25 October 2018).
37. Shouman, E.R.; Hesham, E. Forecasting transition electricity solar energy from MENA to Europe. *ARPN J. Eng. Appl. Sci.* **2016**, *11*, 3029–3040.
38. Law, E.W.; Kay, M.; Taylor, R.A. Calculating the financial value of a concentrated solar thermal plant operated using direct normal irradiance forecasts. *Sol. Energy* **2016**, *125*, 267–281, doi:10.1016/j.solener.2015.12.03.
39. Vieira de Souza, L.E.; Gilmanova Cavalcante, A.M. Concentrated Solar Power deployment in emerging economies: The cases of China and Brazil. *Renew. Sustain. Energy Rev.* **2017**, *72*, 1094–1103, doi:10.1016/j.rser.2016.10.027.
40. Lovegrove, K.; Wyder, J.; Agrawal, A.; Borhuh, D.; McDonald, J.; Urkalan, K. *Concentrating Solar Power in India*; Report Commissioned by the Australian Government and Prepared by ITP Power; ITP Power: Bangkok, Thailand, 2011; ISBN 978-1-921299-52-0.

41. Jiménez-Torres, M.; Rus-Casas, C.; Lemus-Zúiga, L.G.; Hontoria, L. The Importance of Accurate Solar Data for Designing Solar Photovoltaic Systems—Case Studies in Spain. *Sustainability* **2017**, *9*, 247, doi:10.3390/su9020247.
42. Available online: <https://sibved.livejournal.com/171584.html> (accessed on 12 June 2018).
43. Bloess, A.; Schill, W.P.; Zerrahn, A. Power-to-heat for renewable energy integration: A review of technologies, modeling approaches, and flexibility potentials. *Appl. Energy* **2018**, *212*, 1611–1626, doi:10.1016/j.apenergy.2017.12.073.
44. CSP Today Global Tracker. Available online: <http://social.csptoday.com/tracker/projects> (accessed on 15 June 2018).
45. Guenounou, A.; Malek, A.; Aillerie, M. Comparative performance of PV panels of different technologies over one year of exposure: Application to a coastal Mediterranean region of Algeria. *Energy Convers. Manag.* **2016**, *114*, 356–363, doi:10.1016/j.enconman.2016.02.044.
46. Available online: <http://analysis.newenergyupdate.com/csp-today/technology/trouble-dish-stirling-csp> (accessed on 12 June 2018).
47. Breyer, C.; Bogdanov, D.; Aghahosseini, A.; Gulagi, A.; Child, M.; Oyewo, A.S.; Farfan, J.; Sadovskaia, K.; Vainikka, P. Solar photovoltaics demand for the global energy transition in the power sector. *Wiley Prog. Photovolt. Res. Appl.* **2018**, *26*, 505–523, doi:10.1002/pip.2950.
48. Hu, A.H.; Huang, L.H.; Lou, S.; Kuo, C.H.; Huang, C.Y.; Chian, K.J.; Chien, H.T.; Hong, H.F. Assessment of the Carbon Footprint, Social Benefit of Carbon Reduction, and Energy Payback Time of a High-Concentration Photovoltaic System. *Sustainability* **2017**, *9*, 27, doi:10.3390/su9010027.
49. International Energy Agency (IEA). *Technology Roadmap, Solar Thermal Electricity*; International Energy Agency (IEA): Paris, France, 2016.
50. International Energy Agency (IEA). *Technology Roadmap, Solar Thermal Electricity*; International Energy Agency (IEA): Paris, France, 2010.
51. International Energy Agency (IEA). *Technology Roadmap, Solar Thermal Electricity*; International Energy Agency (IEA): Paris, France, September 2014; doi:10.1007/SpringerReference\_7300.
52. Powell, K.M.; Rashid, K.; Ellingwood, K.; Tuttle, J.; Iverson, B.D. Hybrid concentrated solar thermal power systems: A review, *Renew. Sustain. Energy Rev.* **2017**, *80*, 215–237, doi:10.1016/j.rser.2017.05.067.
53. Available online: <https://www.iea.org/newsroom/news/2017/january/making-freshwater-from-the-sun.html> (accessed on 25 October 2018).
54. Pelay, U.; Luo, L.; Fan, Y.; Stitou, D.; Rood, M. Thermal energy storage systems for concentrated solar power plants. *Renew. Sustain. Energy Rev.* **2017**, *79*, 82–100, doi:10.1016/j.rser.2017.03.139.
55. Dowling, A.W.; Zheng, T.; Zavala, V.M. Economic assessment of concentrated solar power technologies: A review. *Renew. Sustain. Energy Rev.* **2017**, *72*, 1019–1032, doi:10.1016/j.rser.2017.01.006.
56. Giurca, I.; Aşchilean, I.; Naghiu, G.S.; Badea, G. Selecting the Technical Solutions for Thermal and Energy Rehabilitation and Modernization of Buildings. *Procedia Technol.* **2016**, *22*, 789–796, doi:10.1016/j.protcy.2016.01.050.
57. Gaglia, A.G.; Lykoudis, S.; Argiriou, A.A.; Balaras, C.A.; Dialynas, E. Energy efficiency of PV panels under real outdoor condition. An experimental assessment in Athens, Greece. *Renew. Energy* **2017**, *101*, 236–243, doi:10.1016/j.renene.2016.08.051.
58. Pentiuc, R.D.; Vlad, V.; Lucache, D.D. Street Lighting Power Quality. In Proceedings of the 8th International Conference and Exposition on Electrical and Power Engineering (EPE), Iasi, Romania, 16–18 October 2014; doi:10.1109/ICEPE.2014.6970080.
59. Gábor Pintér, G.; Hegedüs, N.; Baranyai, N.; Williams, A.; Zsiborács, H. Study of Photovoltaics and LED Energy Efficiency: Case Study in Hungary. *Energies* **2018**, *11*, 790, doi:10.3390/en11040790.
60. Naghiu, G.S.; Giurca, I.; Aşchilean, I.; Badea, G. Multicriterial analysis on selecting solar radiation concentration ration for photovoltaic panels using Electre-Boldur method. *Procedia Technol.* **2016**, *22*, 773–780, doi:10.1016/j.protcy.2016.01.048.
61. Corona, B.; Ruiz, D.; San Miguel, G. Life Cycle Assessment of a HYSOL Concentrated Solar Power Plant: Analyzing the Effect of Geographic Location. *Energies* **2016**, *9*, 413, doi:10.3390/en9060413.
62. Kumara, A.; Sahb, B.; Singh, A.R.; Deng, Y.; He, X.; Kumar, P.; Bansal, R.C. A review of multi criteria decision making (MCDM) towards sustainable renewable energy development. *Renew. Sustain. Energy Rev.* **2017**, *69*, 596–609, doi:10.1016/j.rser.2016.11.191.

63. Salvatore, J. World Energy Perspective—Cost of Energy Technologies. Bloomberg New Energy Finance, London, 2013. Available online: [https://www.worldenergy.org/wp-content/uploads/2013/09/WEC\\_J1143\\_CostofTECHNOLOGIES\\_021013\\_WEB\\_Final.pdf](https://www.worldenergy.org/wp-content/uploads/2013/09/WEC_J1143_CostofTECHNOLOGIES_021013_WEB_Final.pdf) (accessed on 17 October 2018).
64. Ehtiwesh, I.A.S.; Coelho, M.C.; Sousa, A.C.M. Exergetic and environmental life cycle assessment analysis of concentrated solar power plants. *Renew. Sustain. Energy Rev.* **2016**, *56*, 145–155, doi:10.1016/j.rser.2015.11.066.
65. Shravanth Vasisht, M.; Srinivasan, J.; Ramasesha, S.K. Performance of solar photovoltaic installations: Effect of seasonal variations. *Sol. Energy* **2016**, *131*, 39–46, doi:10.1016/j.solener.2016.02.013.
66. Zsiborács, H.; Hegedüs, N.; Vincze, A.; Háber, I.; Pintér, G. Economic and Technical Aspects of Flexible Storage Photovoltaic Systems in Europe. *Energies* **2018**, *11*, 1445; doi:10.3390/en11061445.
67. International Renewable Energy Agency (IRENA). Renewable Power Generation Costs. Available online: [https://www.irena.org/-/media/Files/IRENA/Agency/Publication/2018/Jan/IRENA\\_2017\\_Power\\_Costs\\_2018.pdf](https://www.irena.org/-/media/Files/IRENA/Agency/Publication/2018/Jan/IRENA_2017_Power_Costs_2018.pdf) (accessed on 20 June 2018).
68. Toro, C.; Rocco, M.V.; Colombo, E. Exergy and Thermoeconomic Analyses of Central Receiver Concentrated Solar Plants Using Air as Heat Transfer Fluid. *Energies* **2016**, *9*, 885, doi:10.3390/en9110885.
69. Akbari, H.; Browne, M.C.; Ortega, A.; Huang, M.J.; Hewitt, N.J.; Norton, B.; McCormack, S.J. Efficient energy storage technologies for photovoltaic systems. *Sol. Energy* **2018**, in press, doi:10.1016/j.solener.2018.03.052.
70. Renewable Energy Policy Network for 21st Century REN21. Global Status Report Renewables 2018. Available online: [http://www.ren21.net/wp-content/uploads/2018/06/17-8652\\_GSR2018\\_FullReport\\_web\\_final\\_.pdf](http://www.ren21.net/wp-content/uploads/2018/06/17-8652_GSR2018_FullReport_web_final_.pdf) (accessed on 28 October 2018).
71. National Renewable Energy Laboratory (NREL) Concentrating Solar Power Projects. Available online: <https://solarpaces.nrel.gov/by-status> (accessed on 30 October 2018).
72. National Renewable Energy Laboratory (NREL) Project Listing. Available online: <http://www.nrel.gov/csp/solarpaces/> (accessed on 30 October 2018).
73. CSP World Website. Available online: <http://www.cspworld.org/cspworldmap> (accessed on 5 January 2018).
74. Pentiuc, R.D.; Baluta, G.; Popa, C.; Mahalu, G. Calculation of Reactances for Ring Windings to Toroidal Inductors of Hybrid Induction Machine. *Adv. Electr. Comput. Eng.* **2009**, *9*, 70–74, doi:10.4316/AECE.2009.02011.
75. Cannistraro, M.; Mainardi, E.; Bottarelli, M. Testing a Dual-Source Heat Pump. *Math. Model. Eng. Probl.* **2018**, *5*, 205–221, doi:10.18280/mmep.050311.
76. Cannistraro, M.; Castelluccio, M.E.; Germanò, D. New Sol-Gel Deposition Technique in the Smart-Windows Computation of Possible Applications of Smart-Windows in Buildings. *J. Build. Eng.* **2018**, *19*, 295–301.
77. Cannistraro, M.; Chao, J.; Ponterio, L. Experimental study of air pollution in the urban centre of the city of Messina. *Model. Meas. Control C* **2018**, *79*, 133–139, doi:10.18280/mmc\_c.790311.

