Eletronic Supporting Information for

Dimethyl 2-{[2-(2-methoxy-1-methoxycarbonyl-2-oxoethyl)-4,5,7-trimethoxy-3-(2,4,5-trimethoxyphenyl)-2,3-dihydro-1*H*-inden-1-yl]methyl}malonate

Maksim A. Boichenko [1], Alexey O. Chagarovskiy [2,3,*], Victor B. Rybakov [1], Igor V. Trushkov [2,3] and Olga A. Ivanova [1,2,*]

[1] Department of Chemistry, M. V. Lomonosov Moscow State University, Leninskie gory 1-3, Moscow 119991, Russia; dioptase.96@gmail.com (M.A.B.); rybakov20021@yandex.ru (V.B.R.)

[2] N. D. Zelinsky Institute of Organic Chemistry, Russian Academy of Sciences, Leninsky pr. 47, Moscow 119991, Russia; trush@ioc.ac.ru

[3] Laboratory of Chemical Synthesis, Dmitry Rogachev National Medical Research Center of Pediatric Hematology, Oncology and Immunology, Samory Mashela 1, Moscow 117997, Russia

* Correspondence: alex.chagarovskiy@gmail.com (A.O.C.); iv@kinet.chem.msu.ru (O.A.I.); Tel.: +7-(926)9359418 (O.A.I.)

Dimethyl 2-(2,4,5-trimethoxybenzylidene)malonate (4)

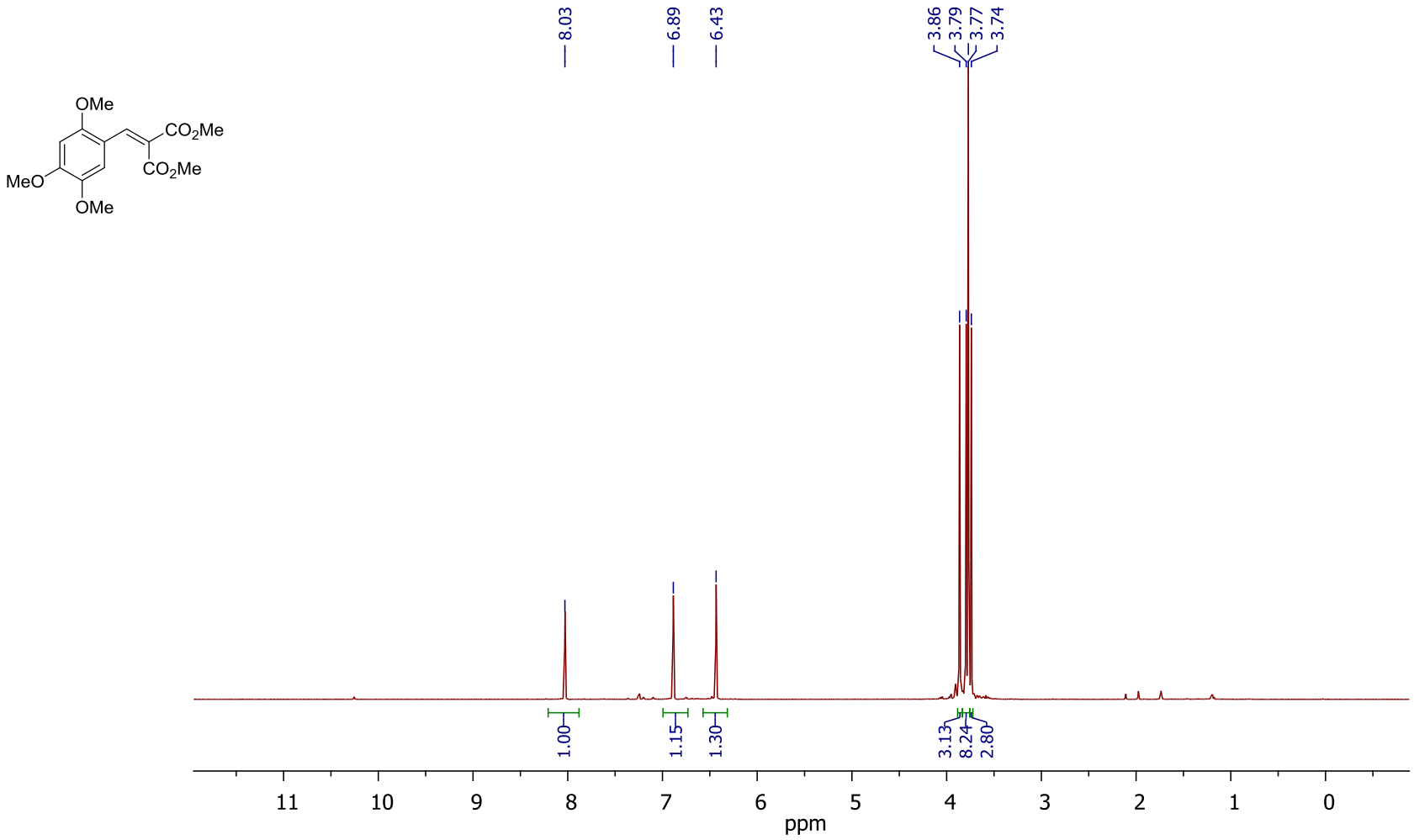

Figure S1. ^{1}H NMR ($CDCl_3$, 400 MHz) of compound (**4**)

Dimethyl 2-(2,4,5-trimethoxybenzylidene)malonate (4)

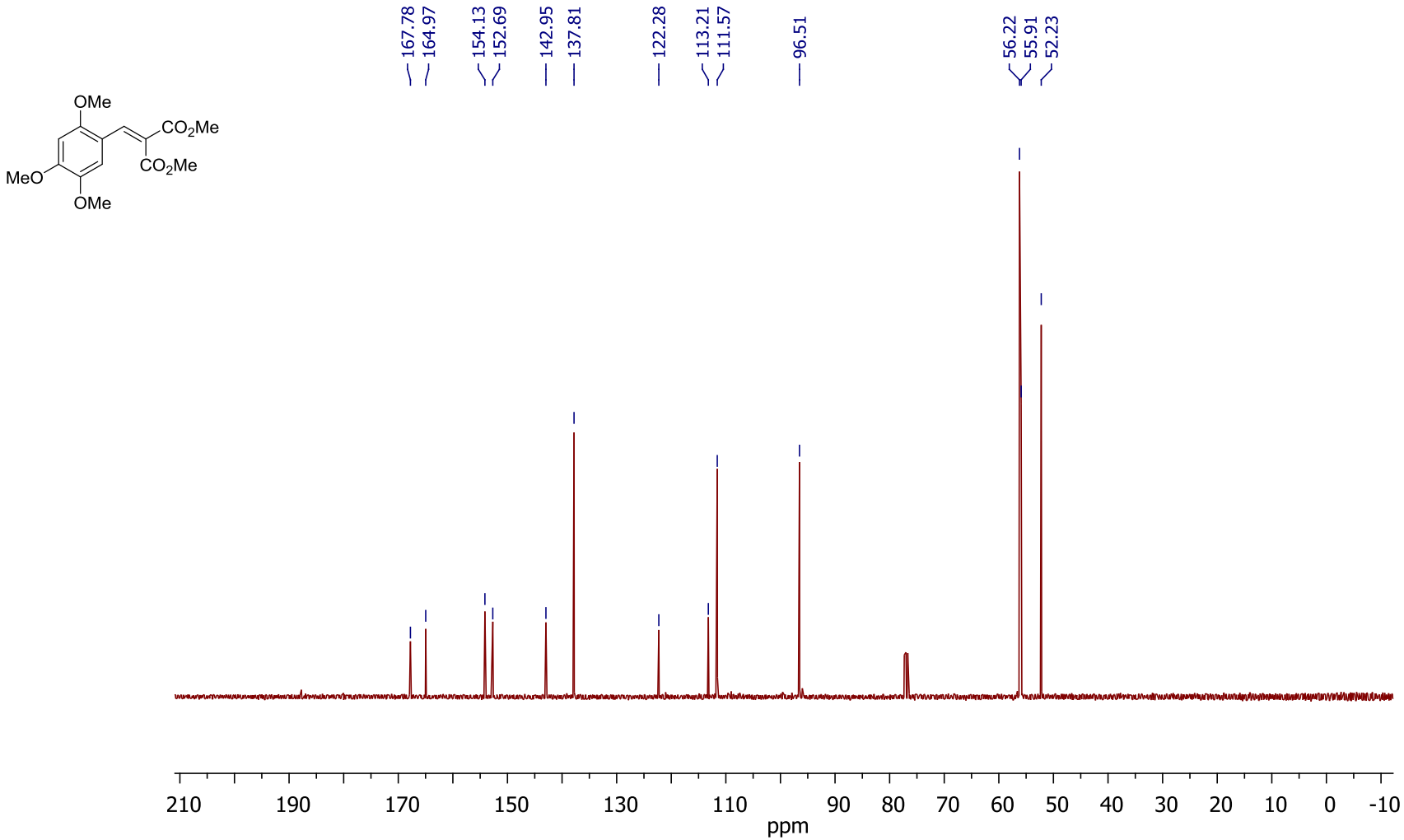

Figure S2. ^{13}C NMR ($CDCl_3$, 100 MHz) of compound **(4)**

Dimethyl 2-(2,4,5-trimethoxyphenyl)cyclopropane-1,1-dicarboxylate (2)

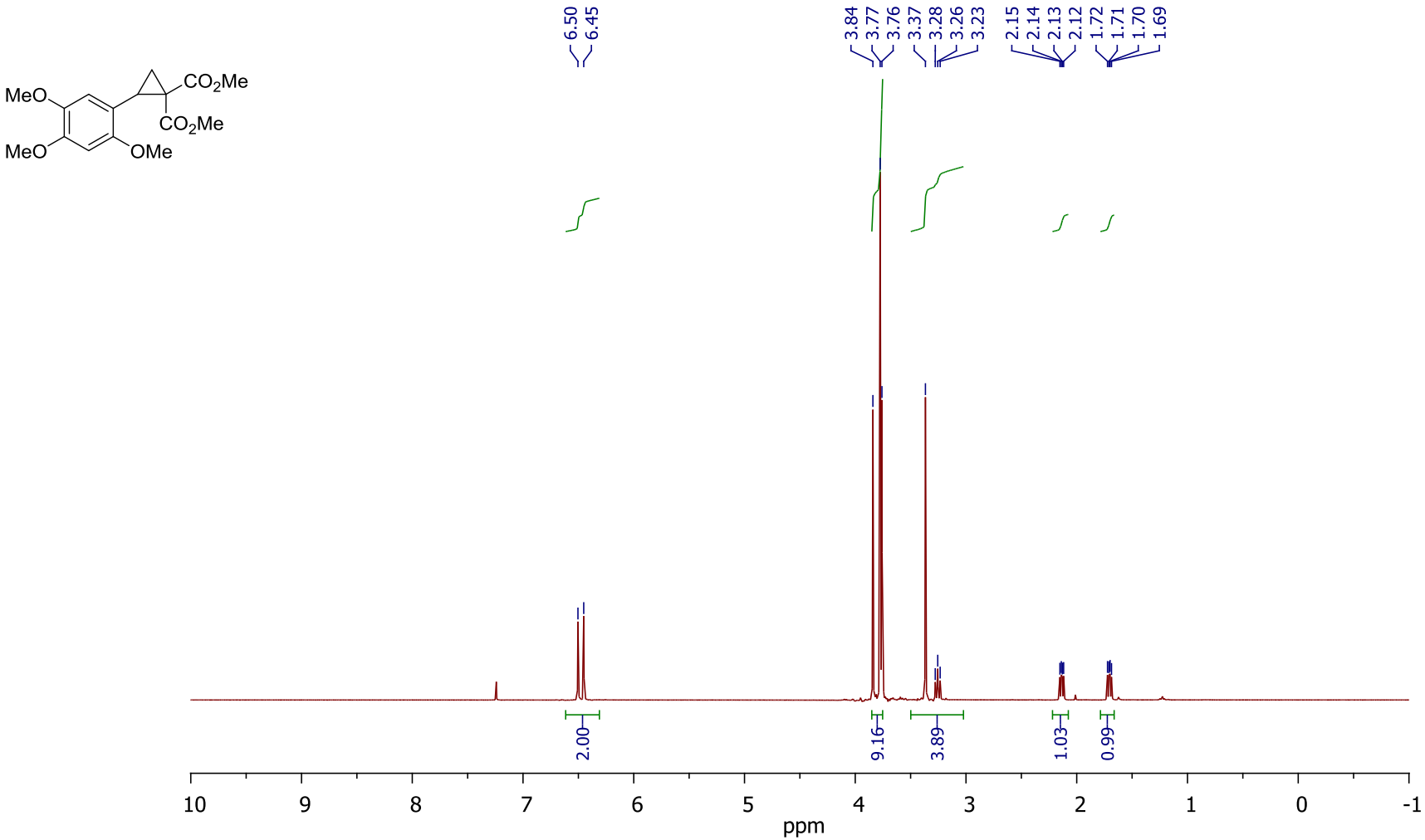

Figure S3. ^{1}H NMR ($CDCl_3$, 400 MHz) of compound (**2**)

Dimethyl 2-(2,4,5-trimethoxyphenyl)cyclopropane-1,1-dicarboxylate (2)

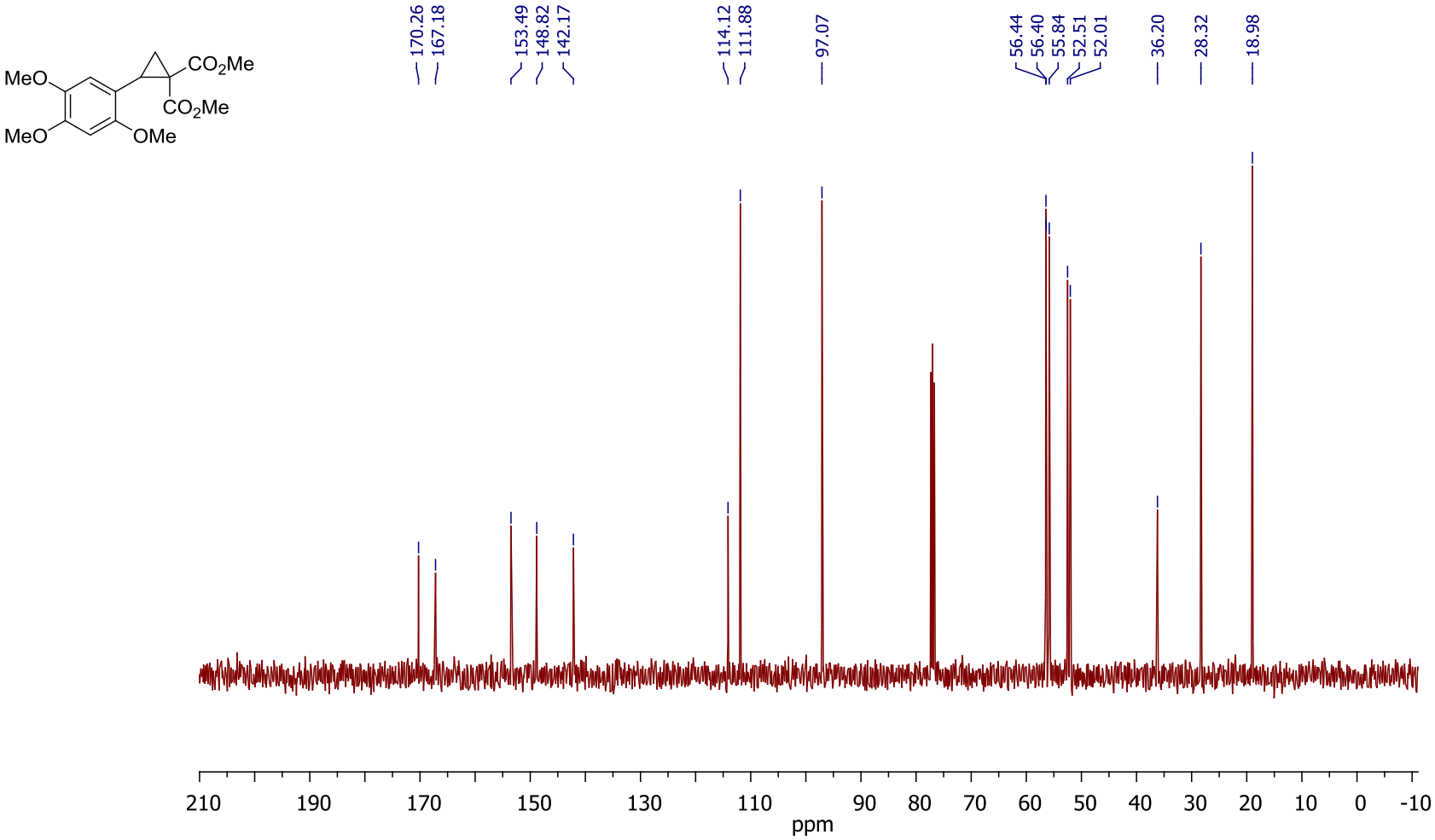

Figure S4. ^{13}C NMR ($CDCl_3$, 100 MHz) of compound (**2**)

Dimethyl 2-{[2-(2-methoxy-1-methoxycarbonyl-2-oxoethyl)-4,5,7-trimethoxy-3-(2,4,5-trimethoxyphenyl)-2,3-dihydro-1*H*-inden-1-yl]methyl}malonate (1) (as a mixture of (1*RS*,2*RS*,3*RS*)- and (1*RS*,2*SR*,3*SR*) –isomers in 84:16 ratio)

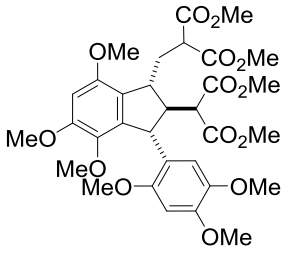

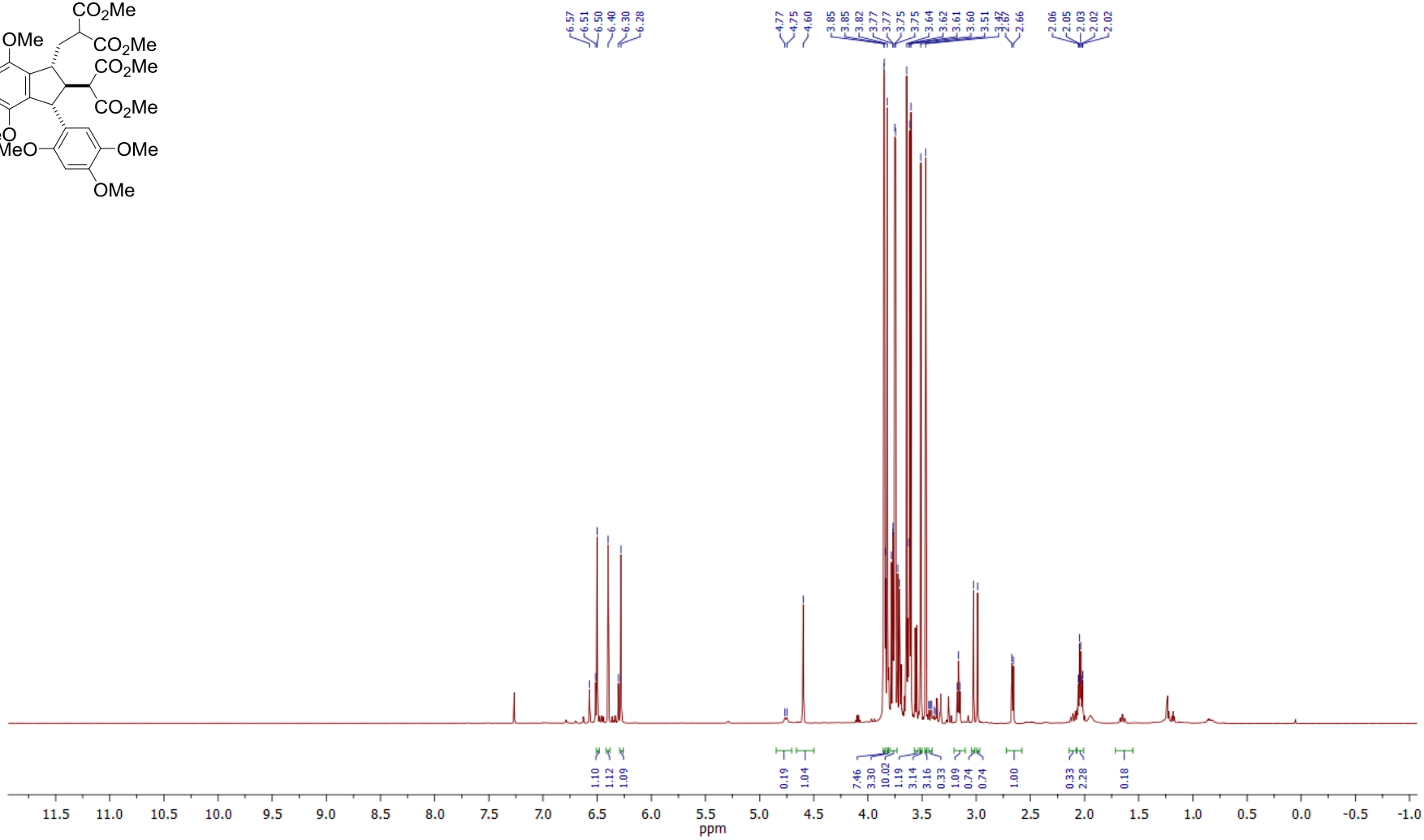

Figure S5. ^{1}H NMR ($CDCl_3$, 600 MHz) of compound (**1**)

Dimethyl 2-{[2-(2-methoxy-1-methoxycarbonyl-2-oxoethyl)-4,5,7-trimethoxy-3-(2,4,5-trimethoxyphenyl)-2,3-dihydro-1*H*-inden-1-yl]methyl}malonate (1) (as a mixture of (1*RS*,2*RS*,3*RS*)- and (1*RS*,2*SR*,3*SR*)–isomers in 84:16 ratio)

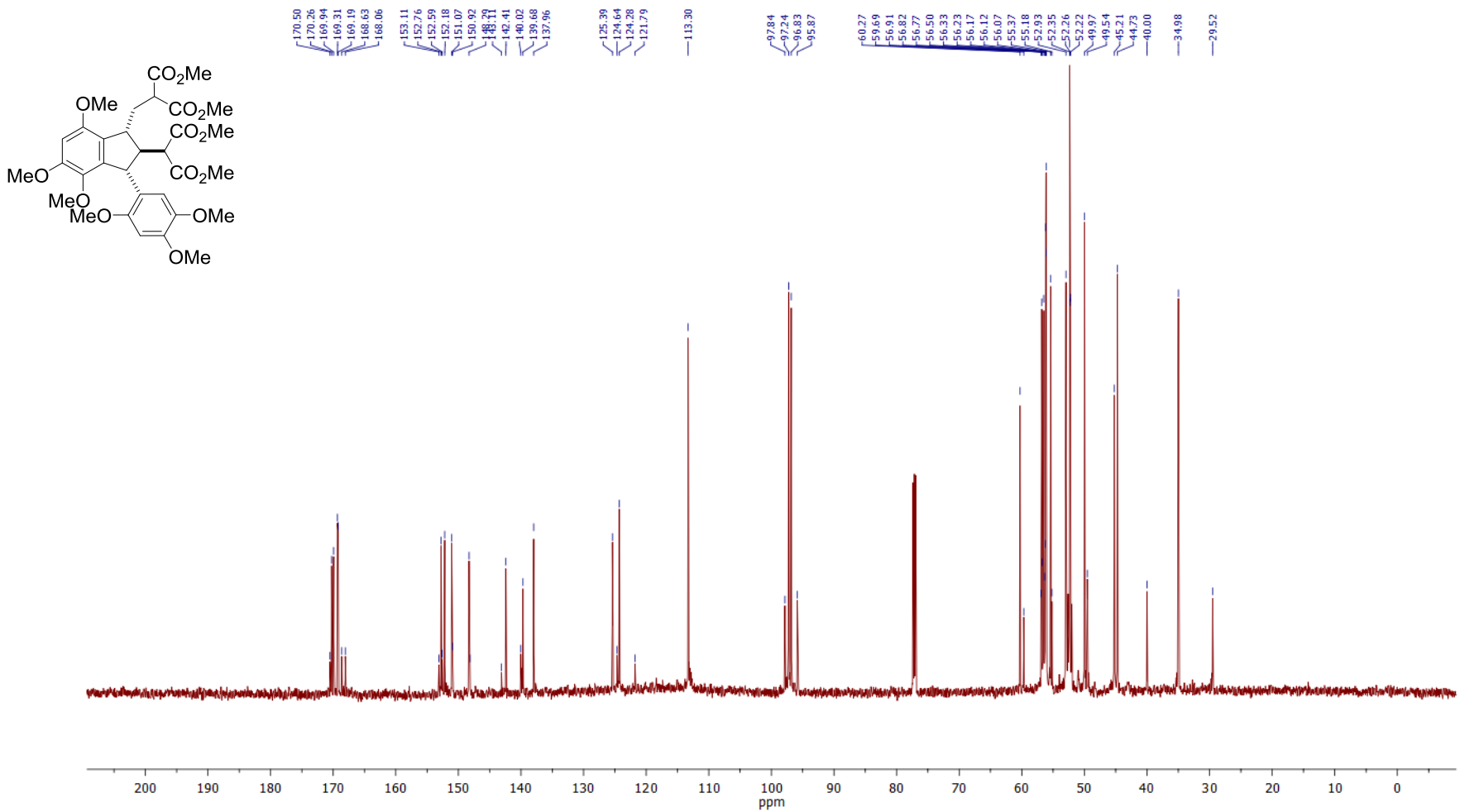

Figure S6. ^{13}C NMR ($CDCl_3$, 150 MHz) of compound (**1**)

Dimethyl 2-{[2-(2-methoxy-1-methoxycarbonyl-2-oxoethyl)-4,5,7-trimethoxy-3-(2,4,5-trimethoxyphenyl)-2,3-dihydro-1*H*-inden-1-yl]methyl}malonate (1) (as a mixture of (1*RS*,2*RS*,3*RS*)- and (1*RS*,2*SR*,3*SR*) –isomers in 84:16 ratio)

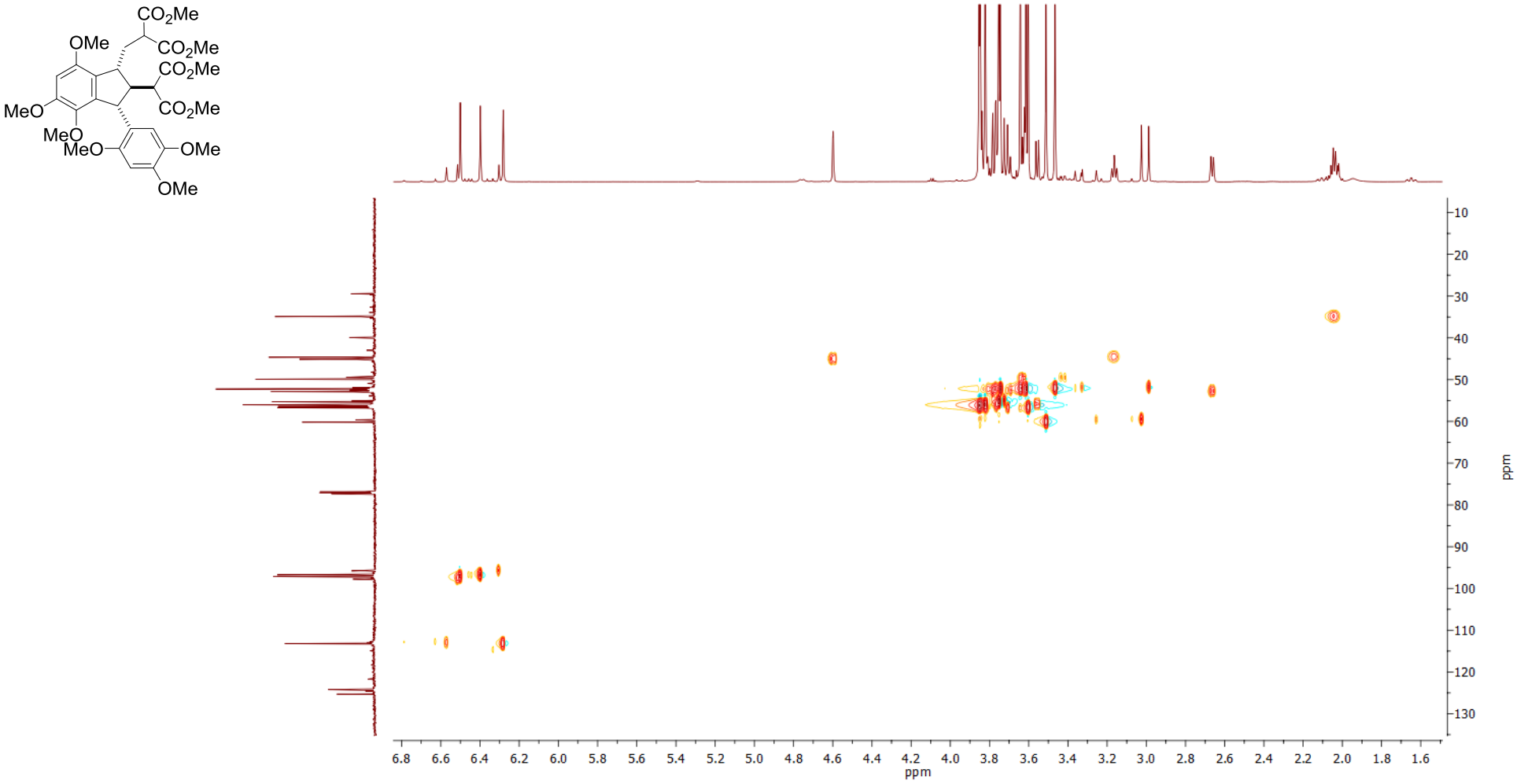

Figure S7. HSQC ^{1}H-^{13}C ($CDCl_3$) of compound (**1**)

Dimethyl 2-{[2-(2-methoxy-1-methoxycarbonyl-2-oxoethyl)-4,5,7-trimethoxy-3-(2,4,5-trimethoxyphenyl)-2,3-dihydro-1*H*-inden-1-yl]methyl}malonate (1) (as a mixture of (1*RS*,2*RS*,3*RS*)- and (1*RS*,2*SR*,3*SR*) –isomers in 84:16 ratio)

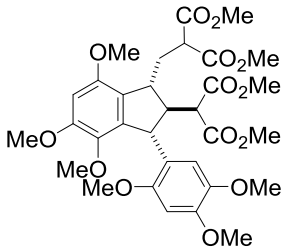

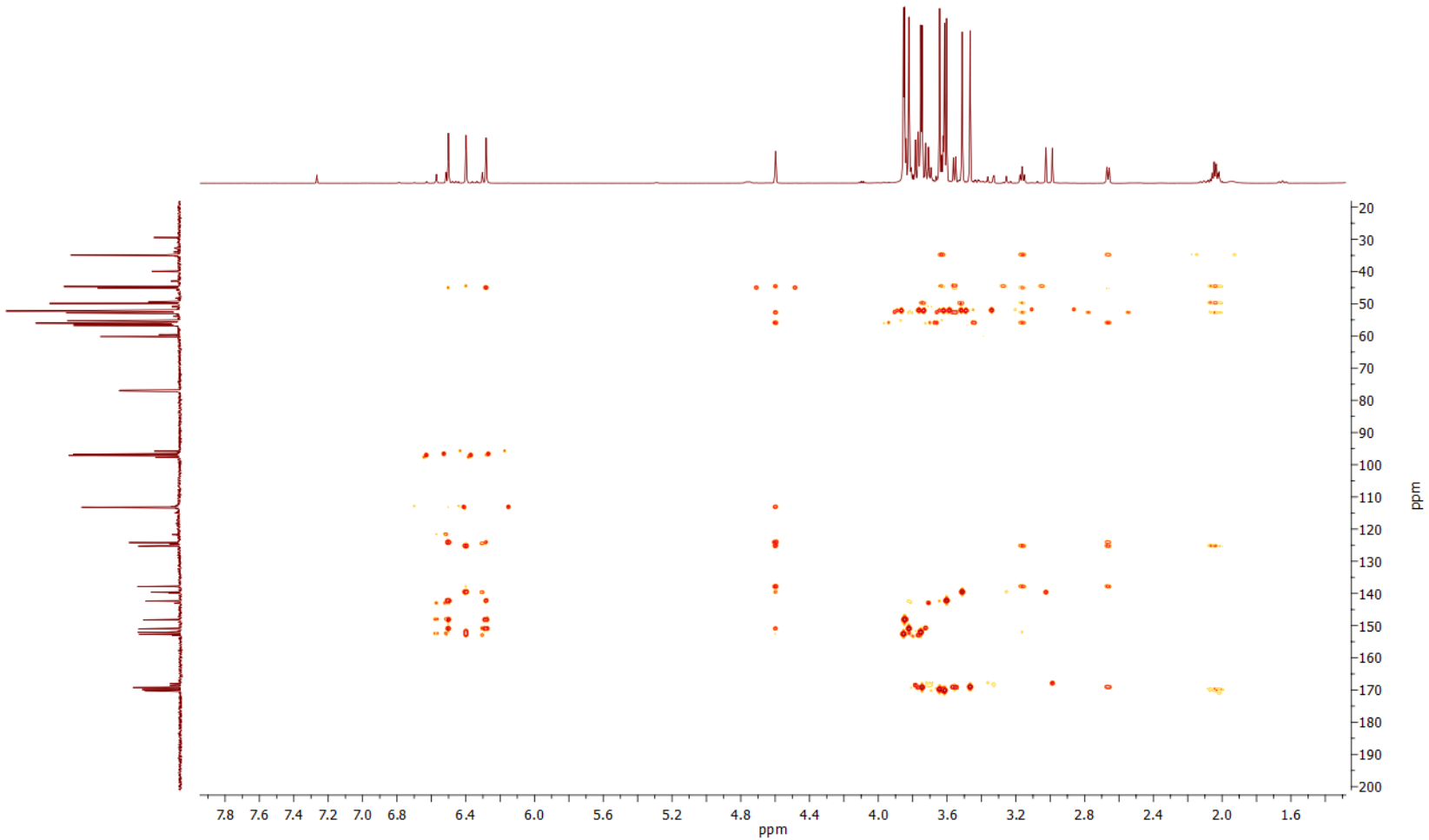

Figure S8. HMBC ^{1}H-^{13}C ($CDCl_3$) of compound (**1**)

Dimethyl 2-{[2-(2-methoxy-1-methoxycarbonyl-2-oxoethyl)-4,5,7-trimethoxy-3-(2,4,5-trimethoxyphenyl)-2,3-dihydro-1*H*-inden-1-yl]methyl}malonate (1) (as a mixture of (1*RS*,2*RS*,3*RS*)- and (1*RS*,2*SR*,3*SR*) –isomers in 84:16 ratio)

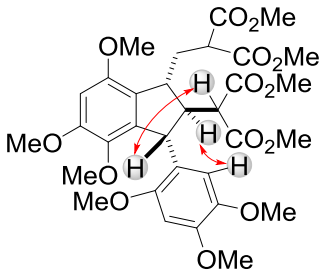

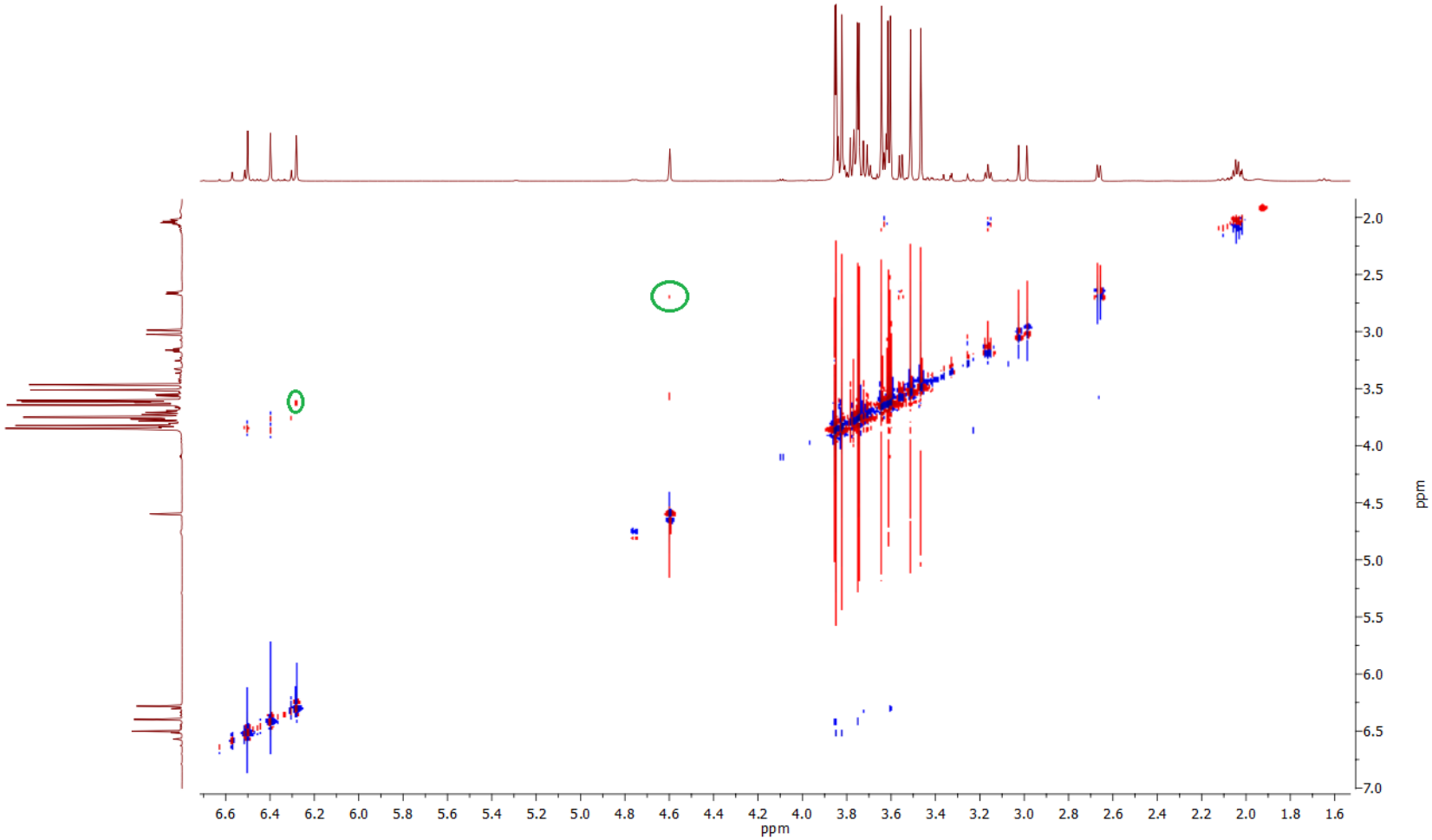

Figure S9. NOESY ^{1}H-^{1}H ($CDCl_3$) of compound (**1**)