Supplementary Information

Table S1. The total variance explained for principal component analysis (PCA) of 10 fatty acids (FAs) in 18 batches of suet oil (SO).

Component	Initial Eigenvalues			Extraction Sums of Squared Loadings [a]		
	Total	Variance (%)	Cumulative (%)	Total	Variance (%)	Cumulative (%)
1	6.715	67.147	67.147	6.715	67.147	67.147
2	1.033	10.332	77.479	1.033	10.332	77.479
3	0.762	7.618	85.098	0.762	7.618	85.098
4	0.627	6.271	91.369			
5	0.462	4.615	95.984			
6	0.300	3.000	98.984			
7	0.084	0.845	99.829			
8	0.011	0.113	99.942			
9	0.006	0.057	99.999			
10	0.000	0.001	100.000			

[a] Extraction method: principal component analysis.

Table S2. The component matrix [a] of PCA analysis for 10 FAs in 18 batches of SO.

Component	Component		
	1	2	3
DODME	0.865	0.383	0.190
MTEME	0.950	−0.053	0.247
PENME	0.783	0.381	−0.381
9-HEXME	0.683	0.478	0.295
HEXME	0.954	−0.088	0.060
HEPME	0.888	0.121	−0.288
9,12-OCME	0.772	−0.184	0.296
9-OCME	−0.640	0.068	0.508
OCTME	0.871	−0.427	−0.002
EICME	0.721	−0.516	−0.006

[a] 3 components extracted.

Table S3. The correlation matrix of PCA analysis for 10 FAs in 18 batches of SO.

Correlation	DODME	MTEME	PENME	9-HEXME	HEXME	HEPME	9,12-OCME	9-OCME	OCTME	EICME
DODME	1.000	0.821	0.775	0.782	0.757	0.773	0.670	−0.393	0.580	0.470
MTEME	0.821	1.000	0.632	0.703	0.972	0.733	0.779	−0.496	0.879	0.667
PENME	0.775	0.632	1.000	0.492	0.717	0.906	0.403	−0.501	0.558	0.361
9-HEXME	0.782	0.703	0.492	1.000	0.602	0.491	0.411	−0.429	0.370	0.345
HEXME	0.757	0.972	0.717	0.602	1.000	0.800	0.734	−0.557	0.918	0.648
HEPME	0.773	0.733	0.906	0.491	0.800	1.000	0.639	−0.571	0.705	0.593
9,12-OCME	0.670	0.779	0.403	0.411	0.734	0.639	1.000	−0.419	0.672	0.522
9-OCME	−0.393	−0.496	−0.501	−0.429	−0.557	−0.571	−0.419	1.000	−0.528	−0.466
OCTME	0.580	0.879	0.558	0.370	0.918	0.705	0.672	−0.528	1.000	0.824
EICME	0.470	0.667	0.361	0.345	0.648	0.593	0.522	−0.466	0.824	1.000

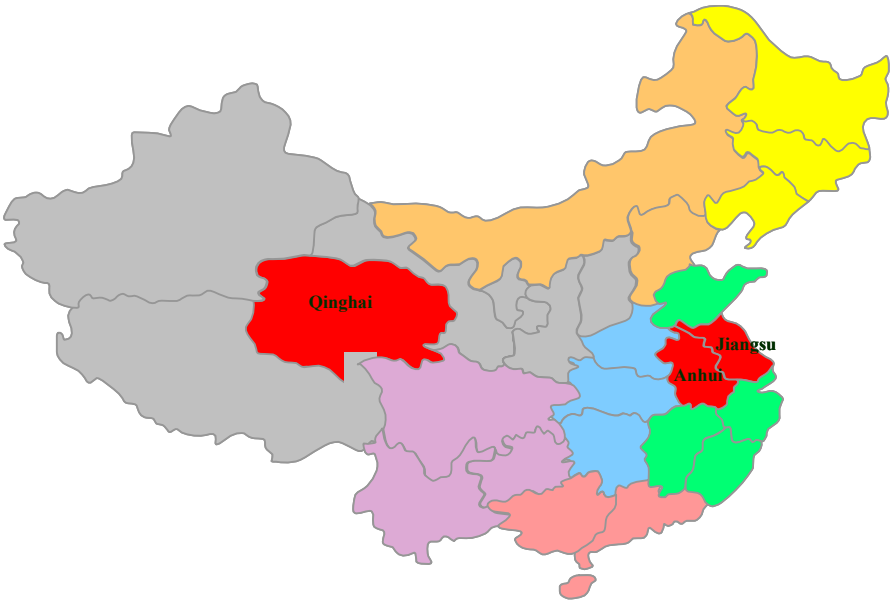

Figure S1. The distribution of the collected 18 batches SO in China.

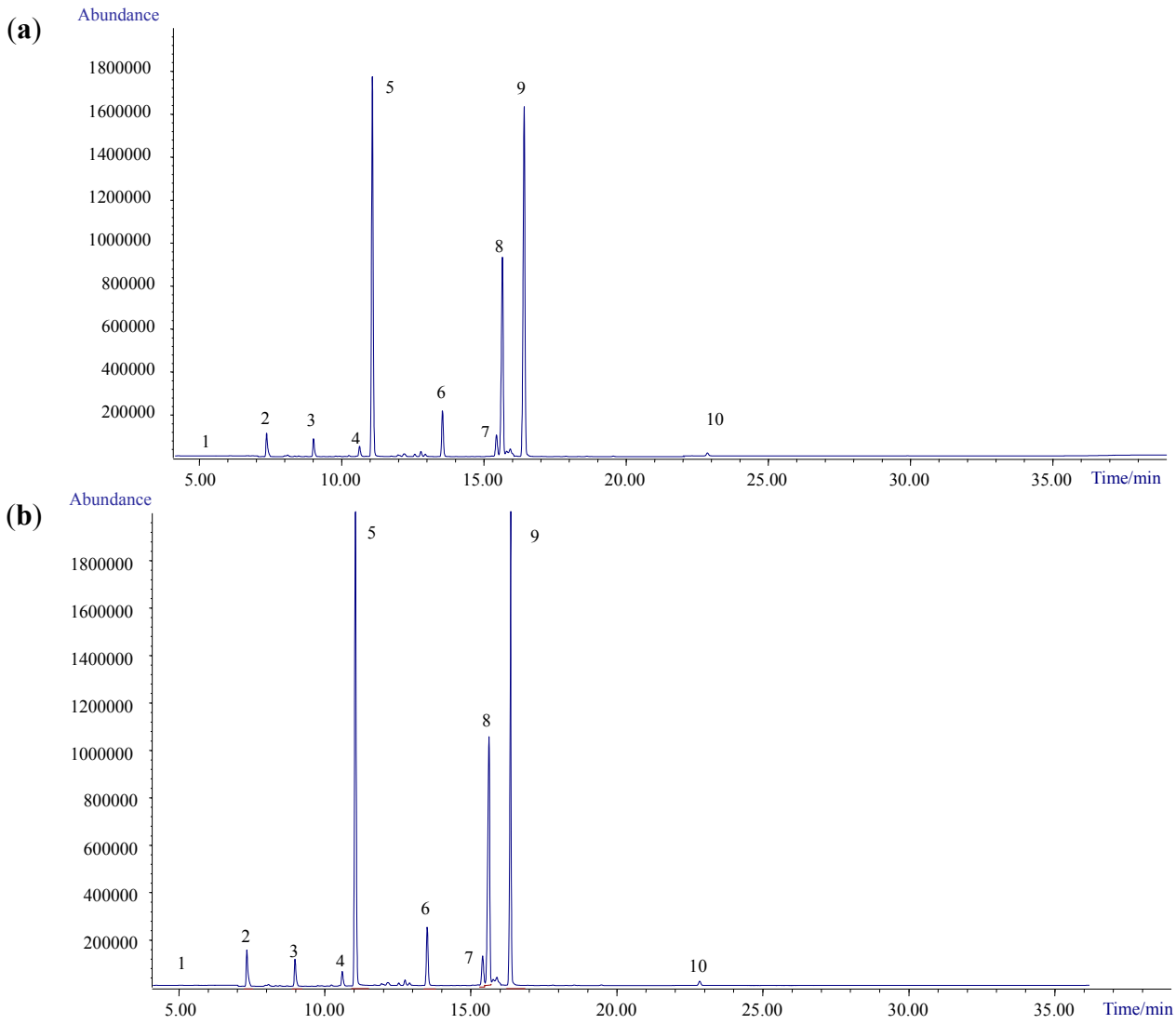

Figure S2. *Cont.*

(**c**)

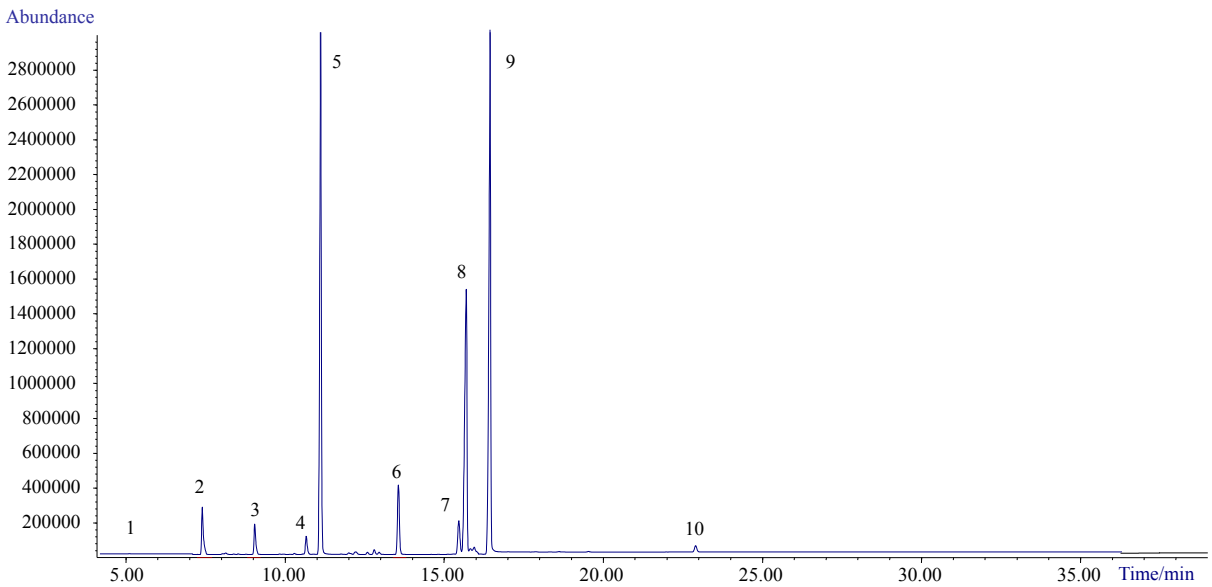

Figure S2. GC–EI-qMS chromatograms of the spiked recovery experiments for the ten FAMEs in SO. (**a**) 0.5 time spiked the amount of contents in SO sampls; (**b**) 1.0 time spiked the amount of contents in SO sampls; (**c**) 2.0 times spiked the amount of contents in SO samples.